

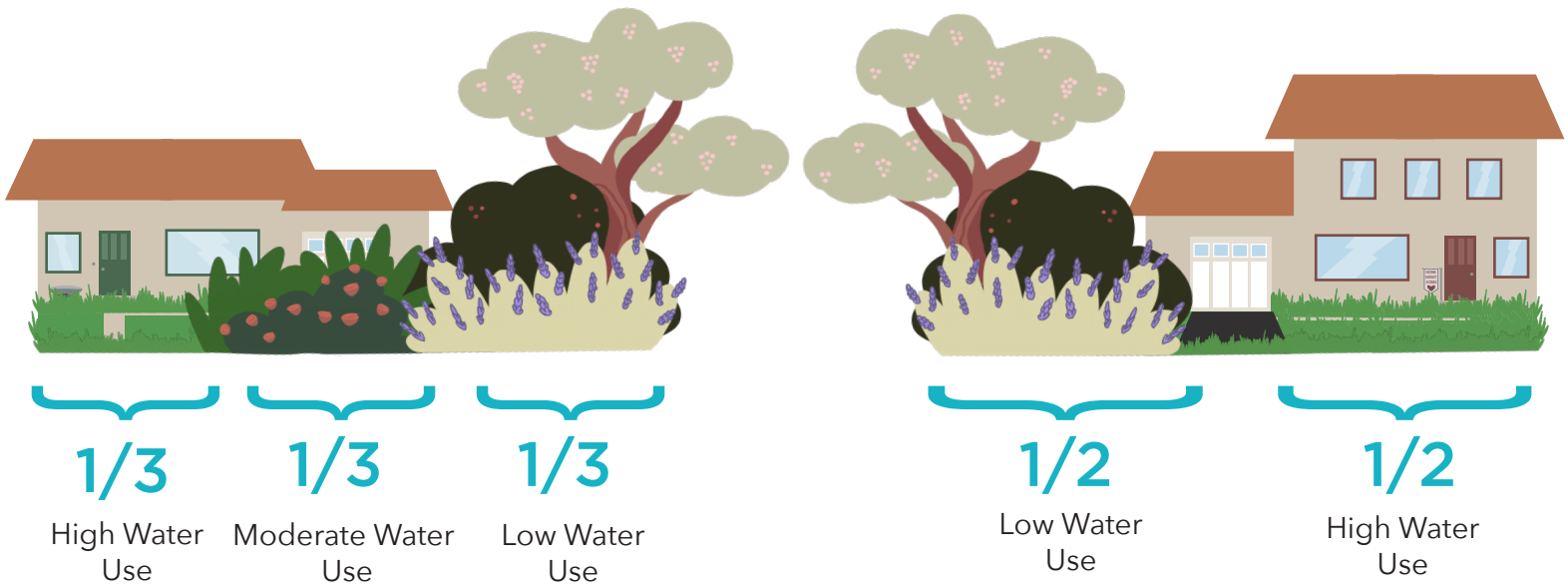
## ABOUT YOUR WATER BUDGET

Residential water budgets are calculated based on each customer's specific household characteristics. Water budgets vary month-to-month based on local weather and the number of days in each billing cycle.

### OUTDOOR WATER BUDGET



Incorporating low water use plants like California natives into your landscape can help you stay within your water budget. The landscape factor of 0.7 allows for efficient irrigation of a variety of common landscape types, including:



## ABOUT THIS GUIDE

This watering schedule provides guidance for watering your landscape during typical weather conditions and average local rainfall (around 13 inches). This is the maximum amount we recommend watering, even under normal weather conditions. When the region is experiencing drought or water shortage conditions, consider reducing your watering time to help conserve resources. These schedules were designed for established landscapes with full sun exposure, clay soil, moderate slope, typical spray-head sprinklers, and south Orange County climate conditions.

Every landscape and sprinkler system is unique; use these watering schedules as a starting point and then adjust the watering times as needed to fit your site conditions.

# HOW TO USE THIS GUIDE



## Plant Types

Find the type of plants that best resemble your landscape and refer to the watering schedules on the last page of this guide.

For more plant information visit <https://ccuh.ucdavis.edu/wucols-db>

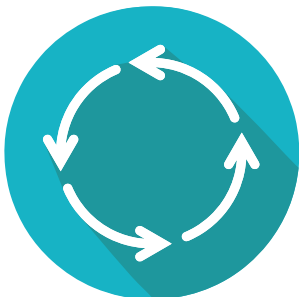
- **California Native Shrubs & Trees:** Plants that are adapted to California's climate and, once established, need little or no supplemental irrigation beyond natural rainfall. This includes plants such as palo verde tree, manzanita, needlegrass, and yarrow. Visit [calscape.org](http://calscape.org) for more info.
- **Low Water Use Shrubs & Trees:** Plants that require a low amount of semi-frequent irrigation. This includes plants such as olive trees, lavender, and silver carpet.
- **Traditional Shrubs & Trees:** Plants that require a moderate amount of frequent irrigation. This includes common garden plants like palms, roses, hibiscus, geraniums, and reed grasses.
- **Turfgrass:** Cool season turfgrasses such as bluegrass and fescue. Warm season turfgrasses such as St. Augustine, Bermuda, and kikuyu.



## Days

The number of days per week or month recommended to irrigate, which varies with the type of plants and the weather.

Spacing out your watering allows the soil to dry out which helps roots grow deeper and more resilient.




## Multiple Cycles

The best time to irrigate your landscape is in the early morning or late evening. We recommend using multiple cycles or run times and spacing out cycles by at least 30 minutes.

To learn more information visit [www.mnwd.com/resources](http://www.mnwd.com/resources).

For example: 3:00am, 4:00am, and 5:00am.

Our clay soils cannot absorb water as fast as sprinklers apply it. Multiple cycles helps prevent runoff, which conserves water and helps the environment.



## Percent Adjust

If your timer has a "seasonal adjust" or "budget" feature, then you may program your timer with the schedule from the highest month (spring for California Natives, summer for everything else), and then use the Season Adjust % to easily adjust your watering to match the seasons. You do not need to add or remove watering days!



### Minutes

The recommended number of minutes to water varies by the type of sprinklers used and the weather. Spray-head sprinklers apply water at a fast rate, rotating sprinkler nozzles apply water at a moderate rate, and drip irrigation applies water at a slow rate.

Slower irrigation takes longer but helps to prevent runoff.

- Spray-head Sprinklers - use the recommended number of minutes.
- Rotating Sprinklers - multiply the number of minutes by 3.  
(3 min x 3 = 9 min/cycle)
- Rotor Sprinklers - multiply the number of minutes by 2.  
(3 min x 2 = 6 min/cycle)
- Drip Emitters - multiply the number of minutes by 5.  
(3 min x 5 = 15 min/cycle)

## WHAT ELSE CAN I DO?

- Each season, check your system for overspray and broken pipes, fittings, and spray-heads
- Upgrade to inline drip for shrubs and trees
- Mulch can improve soil quality and plant health, while reducing evaporation and weeds
- Replace unused turfgrass areas with California friendly plants. We've got rebate funding to help!
- Attend a free gardening or irrigation workshop: [mnwd.com/workshops](http://mnwd.com/workshops)

### NEED SOME HELP?

Check out our website [www.mnwd.com/Conservation](http://www.mnwd.com/Conservation)  
Give us a call 949.448.4025

# Recommended Watering Schedules

Rain is nature's sprinkler system! Turn off your irrigation system during rain events or get a weather-based smart timer to do it for you!



**California Native Shrubs & Trees**  
(Very Low Water Use)

Month	Season Adjust %	Days/Mo	Cycles	Minutes	Total Minutes Per Month
January	40%	1	3	3	9
February	50%	1	3	4	12
March	100%	2	3	4	24
April	100%	2	3	4	24
May	75%	2	3	3	18
June	40%	1	3	3	9
July	40%	1	3	3	9
August	40%	1	3	3	9
September	40%	1	3	3	9
October	40%	1	3	3	9
November	40%	1	3	3	9
December	25%	1	3	2	6



**California Friendly Shrubs & Trees**  
(Low Water Use)

Month	Season Adjust %	Days/Wk	Cycles	Minutes	Total Minutes Per Week
January	40%	1	3	1	3
February	40%	1	3	1	3
March	60%	1	3	2	6
April	80%	1	3	3	9
May	90%	1	3	3	9
June	90%	1	3	3	9
July	100%	1	3	4	12
August	100%	1	3	4	12
September	80%	1	3	3	9
October	60%	1	3	2	6
November	40%	1	3	2	6
December	30%	1	3	1	3



**Traditional Shrubs & Trees**  
(Moderate Water Use)

Month	Season Adjust %	Days/Wk	Cycles	Minutes	Total Minutes Per Week
January	40%	1	3	4	12
February	40%	1	3	4	12
March	60%	1	3	5	15
April	80%	2	3	3	18
May	90%	2	3	4	24
June	90%	2	3	4	24
July	100%	2	3	4	24
August	100%	2	3	4	24
September	80%	2	3	4	24
October	60%	1	3	5	15
November	40%	1	3	4	12
December	30%	1	3	3	9



**Turfgrass**  
(High Water Use)

Month	Season Adjust %	Days/Wk	Cycles	Minutes	Total Minutes Per Week
January	40%	2	3	3	18
February	40%	2	3	3	18
March	60%	3	3	3	27
April	80%	3	3	3	27
May	90%	4	3	3	36
June	90%	4	3	3	36
July	100%	4	3	3	36
August	100%	4	3	3	36
September	80%	3	3	3	27
October	60%	2	3	3	18
November	40%	2	3	3	18
December	30%	1	3	4	12