



Moulton Niguel Water
Leading the Way in Service

OPERATING AND CAPITAL IMPROVEMENT PROGRAM BUDGET



FISCAL YEAR 2015-16

THIS PAGE INTENTIONALLY LEFT BLANK

Budget Overview for FY 2015-16 O&M CIP Budgets

Honorable President and Members of the Board of Directors:

On behalf of District staff, the Fiscal Year (FY) 2015-16 Operations & Maintenance (O&M) and Capital Improvement Program (CIP) budgets are being presented for your consideration. This budget will provide you with a review of the adopted budget for FY 2014-15; adopted budget for FY 2015-16; and revised budget for FY 2015-16.

In the midst of the most impactful drought in the State's history, the District is adopting a budget that ensures continued and reliable delivery of services to our customers while considering the resources and expenses necessary to execute the policies and plans implemented by the Board of Directors to respond to the Governor's mandate to reduce water demand. The budget is a financial summary of anticipated revenues and expenses for on-going daily activities to provide water, recycled water, and wastewater services or expected actions during the upcoming fiscal years as a result of new programs or increasing service demands. Recognizing that the budget is a public document, every effort is made to ensure transparency and promote understanding by disclosing the financial plans and management of the District. As a planning tool, the budget is built to anticipate future needs, prioritize those needs and make appropriate fiscal allocations of public funds.

In light of the recent financial challenges faced by many utilities throughout the State, including the financial impact of the drought, rate challenges, and needed investments in infrastructure, we continue to focus on raising awareness and understanding of the District's current financial position and future outlook. Regular financial updates to the Board of Directors customers and staff are critical to enable fully-informed decisions based on defined and prioritized objectives ensuring financial responsibility and accountability. As the District enters the new fiscal year, the District is in a financially strong position with a 'AAA' rating from Fitch Ratings and 'AA+' from Standard and Poor's Ratings Services. Additionally, the District made significant strides this past year, with the completion of the Long Range Financial Plan and the completion of the Cost of Service Analysis and rate adoption, to ensure stable financial outlook. The Long-Range Financial Plan identifies funding sources, such as debt financing and water and sewer rates and fees, for the on-going operating and maintenance expenses along with the necessary infrastructure investments. The budget assumes a rate increase, effective January 1, 2016, as approved by the Board following a public hearing process and cost of service study in compliance with Proposition 218.

Continued update and review of those planning tools and financial recommendations will be necessary as the District moves forward to uphold the fiduciary responsibility of the District to its customers and maintain our financial position.

The District enters the upcoming fiscal year having recently implemented the Water Shortage Contingency Plan (WSCP) to position the District and its customers to respond to the Governor's executive order and the State Water Resources Control Board's mandate to reduce water use by 20% within the District's services area. To achieve the mandated reduction, the District has implemented the WSCP with Stage 2 to become effective on July 1, 2015, requiring all customers remain within their individualized water budget or pay a penalty for water used in excess of their water budget. An

aggressive customer outreach and education campaign has been undertaken to inform and help all of the District's customers. The effectiveness of the WSCP, outreach campaign, and other water conservation programs will be evaluated regularly with updates provided to the Board of Directors. Depending on the measured successes of these programs, additional actions may be warranted to ensure that the District complies with the mandates from the State.

Critical focus has been placed into the Capital Improvement Program to provide for the necessary re-investment in the District's critical infrastructure, which has a replacement value of more than \$2 billion dollars. An extensive Capital Improvement Program has been developed with the current budget that includes approximately \$234 million in capital projects over the next ten years. The District successfully executed many capital projects this past year and currently has more than \$37 million dollars committed in infrastructure projects. Additionally, the District has completed or initiated several critical planning programs to better inform maintenance management and water reliability decisions, including a detailed water loss analysis, development of an Advanced Asset Management program framework, and update of the Long Range Water Reliability Plan. The upcoming fiscal year budget includes additional programs that will be considered during the fiscal year, such as a pilot program for an Advanced Metering Infrastructure (AMI) partially funded by a United States Bureau of Reclamation grant, a recycled water master plan, a pilot scale Leak Detection Program, and replacement of the Computerized Maintenance Management System. Each of these programs will assist the District with providing unique benefits to its customers while also supporting a core function in water conservation and water use efficiency.

Summary of Factors Affecting the Fiscal Year 2015-16 Budget

There are a number of factors that affect the budget, many of which cannot be seen in a single department or division, but rather affect the District as a whole. Some of the key factors are listed here:

- Reduced water purchase and sales due to mandatory water use reduction implemented by the State Water Resources Control Board to enact the Governor's Drought Executive Order.
- The budget proposes an increase in water efficiency activities, such as recycled water system expansions, outreach and education to needed to address the ongoing drought, and research programs to analyze existing conservation and rebate programs.
- Asset Management Planning for the renewal and replacement of the District's infrastructure.
- Water supply and reliability investment and planning needs.
- Grant funding opportunities to help fund planning and capital programs.
- Implementation of Stage 2 of the Water Shortage Contingency Plan on July 1, 2015.
- Terms of the 4-year Memorandum of Understanding with the employees. This budget covers year three of the agreement.
- Additional resources needed to address District needs and growing challenges.

Summary of Budget Assumptions

There are a number of assumptions that affect the fiscal year 2015-16 budget, many in which are only apparent on a District-wide basis. Some of the key assumptions are listed here:

- Water purchased from MWDOC is budgeted at 23,308 acre-feet, reflecting projected sales reductions due to ongoing water conservation efforts and state mandated requirement to reduce water use by 20%.
- Recycled water is budgeted at 7,000 acre-feet, a reduction of nearly 10%.
- Based on property tax data from the Orange County Tax Assessors' office and the District's tax consultant, property tax revenue has increased due to the appreciation of home values in the District in conjunction with the recapture of adjusted property values due to Proposition 8. Property taxes continue to be a significant source of revenue to supplement water and sewer rates.
- Water and sewer rates are budgeted at the levels adopted by the Board in February 2015. The District will review the realized revenues and expenses in fall 2015.

The following is a summary of the General Fund and Water Efficiency Fund.

GENERAL FUND:	FY 2015-16 Adopted Budget	FY 2015-16 Revised Budget
Revenue	\$76,001,672	\$79,333,278
Expenditure	\$66,143,816	\$63,292,562
WATER EFFICIENCY FUND:	FY 2015-16 Adopted Budget	FY 2015-16 Revised Budget
Revenue	\$3,470,000	\$3,558,665
Expenditure	\$3,682,660	\$4,764,790

The District and its customers are in the midst of historically challenging times as the entire State addresses drought concerns. These challenges present an opportunity to demonstrate leadership and vision as an organization for the benefit of our customers and for the region. The Board of Directors has taken significant strides in developing and implementing a course of action, which has been positively recognized by the State, to respond to the drought, including rate modifications, the Water Shortage Contingency Plan, and customer communications. The budget will provide resources, both financial and staffing, to continue to advance conservation programs, address infrastructure needs, expand water recycling, and further increase communication programs. I appreciate the thoughtful attention and effort provided by the Board of Directors, staff, and the community as we all work together to address the drought and continue to provide reliable, cost-effective and high quality water and wastewater service that meets the needs of our customers, protects public health and promotes water-use efficiency.

THIS PAGE INTENTIONALLY LEFT BLANK

Table of Contents

Section 1 – Overview and Summary Information

General Fund Summary of Revenues and Expenses.....	1
Water Efficiency Fund Summary of Revenues and Expenses.....	2
Scheduled Debt Repayments.....	3
Staffing Plan.....	5
Capital Outlay Requests.....	7
Account Category Breakdown.....	9

Section 2 – Administration Division Budget..... 11

Section 4 – Finance Division Budget..... 16

Section 5 – Engineering and Operations Division Budget..... 19

Section 6 – Capital Improvement Program (CIP) Budget..... 27

Section 7 – Policy Documents..... 175

Attachment 1 – Organizational Chart..... 183

Attachment 2 – General Fund Budget Detail..... 185

THIS PAGE INTENTIONALLY LEFT BLANK

**Moulton Niguel Water District
FY 2015-16
General Fund Summary of Revenues and Expenses**

Description	FY 2014-15 Adopted Budget	FY 2015-16 Adopted Budget	FY 2015-16 Revised Budget
<u>Operating Revenue</u>			
Water Sales	\$ 27,325,000	\$ 27,325,000	\$ 25,449,137
Recycled Water Sales	4,725,000	4,820,000	5,249,795
Sewer Sales	17,150,000	17,150,000	18,053,647
Other Operating Income	483,500	483,500	483,500
Total Operating Revenue	<u>\$ 49,683,500</u>	<u>\$ 49,778,500</u>	<u>\$ 49,236,079</u>
<u>Operating Expenses</u>			
Salaries	\$ 9,550,317	\$ 10,177,137	\$ 10,307,516
PERS Employer Contributions	990,416	1,114,837	1,306,049
PERS Employee Contributions	196,566	155,245	149,890
PERS Other (Side fund, 401A)	214,956	228,905	250,770
Educational Courses	51,720	44,270	44,270
Travel & Meetings	251,034	238,644	238,644
Pre-Employment Costs	14,800	15,000	15,000
General Services	402,776	438,775	458,095
Annual Audit	40,000	45,000	48,080
Member Agencies O&M	1,231,370	1,415,000	1,542,495
Dues & Memberships	93,968	98,310	96,510
Election Expenses	150,000	-	-
Consulting Services	1,602,900	1,140,000	2,248,900
Equipment Rental	65,000	65,000	65,000
District Fuel	340,000	340,000	340,000
Insurance - District	576,151	632,275	561,275
Insurance - Personnel	468,100	498,832	438,275
Insurance - Benefits	2,360,333	2,491,716	2,587,061
Legal Services - Personnel	50,000	50,000	50,000
Legal Services - General	170,000	130,000	200,000
District Office Supplies	499,900	470,800	475,400
District Operating Supplies	315,850	302,150	392,967
Repairs & Maintenance - Equipment	867,287	803,509	738,469
Repairs & Maintenance - Facilities	3,550,995	3,513,070	4,135,970
Safety Program & Compliance Requirements	285,250	165,700	309,450
Wastewater Treatment	8,450,820	8,630,000	9,204,735
Special Outside Assessments	230,300	237,800	225,000
Utilities	2,126,000	2,218,000	2,258,900
Water Purchases	27,976,295	29,577,841	23,697,842
Meter / Vault Purchases	868,000	906,000	906,000
Total Operating Expenses	<u>\$ 63,991,103</u>	<u>\$ 66,143,816</u>	<u>\$ 63,292,562</u>
Net Operating Revenues/Expenses	\$ (14,307,603)	\$ (16,365,316)	\$ (14,056,483)
<u>Non-Operating Revenue</u>			
Property Tax Revenue	\$ 21,848,500	\$ 22,063,500	\$ 26,501,190
Investment Income	2,973,207	2,301,672	1,867,913
Cellular Lease Income	1,740,000	1,790,000	1,660,096
Misc. Non-Operating Income	68,000	68,000	68,000
Total Non-Operating Revenue	<u>\$ 26,629,707</u>	<u>\$ 26,223,172</u>	<u>\$ 30,097,199</u>
Net Revenues/Expenses	<u>\$ 12,322,104</u>	<u>\$ 9,857,856</u>	<u>\$ 16,040,716</u>

Moulton Niguel Water District
FY 2015-16
Water Efficiency Fund Summary of Revenues and Expenses

Description	FY 2014-15 Adopted Budget	FY 2015-16 Adopted Budget	FY 2015-16 Revised Budget
<u>Operating Revenue</u>			
Water Efficiency	\$ 3,350,000	\$ 3,350,000	\$ 3,398,873
Total Operating Revenue	\$ 3,350,000	\$ 3,350,000	\$ 3,398,873
<u>Operating Expenses</u>			
Salaries	\$ 326,918	\$ 344,449	\$ 471,678
Retirement Program	41,866	43,911	69,935
Educational Courses	500	500	500
Travel & Meetings	2,700	2,700	14,700
General Services	-	-	5,000
Dues & Memberships	500	500	500
Consulting Services	-	-	850,000
Insurance - Personnel	4,131	4,342	9,717
Insurance - Benefits	75,900	78,824	116,826
District Office Supplies	77,810	77,810	92,810
Repairs and Maintenance - Equipment	-	-	3,500
Water Efficiency	3,132,124	3,129,624	3,129,624
Total Operating Expenses	\$ 3,662,449	\$ 3,682,660	\$ 4,764,790
Net Operating Revenues/Expenses	\$ (312,449)	\$ (332,660)	\$ (1,365,917)
<u>Non-Operating Revenue</u>			
Investment Income	\$ 120,000	\$ 120,000	\$ 159,792
Total Non-Operating Revenue	\$ 120,000	\$ 120,000	\$ 159,792
Net Revenues/Expenses	\$ (192,449)	\$ (212,660)	\$ (1,206,125)

**Moulton Niguel Water District
Scheduled Debt Repayment
For Fiscal Year 2015-16**

Description	FY 2015-16		
	Principal	Interest	Total P & I
2009 Certificate of Participation (Build America Bonds)	\$ -	\$ 4,098,976	\$ 4,098,976
Department of Water Resources	152,022	1,905	153,927
State Water Resources Control Board	1,030,135	154,460	1,184,595
State Water Resources Control Board	472,255	25,087	497,342
State Water Resources Control Board	296,935	22,287	319,221
	1,799,324	201,834	2,001,158
California Infrastructure Economic Development Bank	95,956	19,909	115,865
California Infrastructure Economic Development Bank	63,303	15,456	78,759
	159,259	35,365	194,624
GOB Debt ID 6	4,580,000	304,400	4,884,400
GOB Debt ID 7	1,105,000	251,100	1,356,100
	5,685,000	555,500	6,240,500
2015 Refunding Revenue Bonds	-	444,606	444,606
2010 Refunding Certificate of Participation	1,780,000	256,700	2,036,700
Total of Scheduled Debt Repayments	\$ 9,575,605	\$ 5,594,886	\$ 15,170,491

THIS PAGE INTENTIONALLY LEFT BLANK

**Moulton Niguel Water District
Fiscal Year 2015-16
Staffing Plan**

Division, Department and Position Title	Adopted Budget FY 2014-15	Adopted Budget FY 2015-16	Revised Budget FY 2015-16	Notes
<u>Board of Directors</u>				
BOARD MEMBERS	7	7	7	
	<hr/>	<hr/>	<hr/>	
	7	7	7	
Board of Directors Total				
7 7 7				
<u>Administration</u>				
<i>General Manager</i>				
ADMINISTRATIVE ANALYST	1	1	1	
ASSISTANT GENERAL MANAGER	1	1	1	
ASSISTANT TO THE GENERAL MANAGER	1	1	1	
BOARD SECRETARY/EXECUTIVE ASSISTANT	1	1	1	
GENERAL MANAGER	1	1	1	
POLICY & OUTREACH ANALYST	1	1	2	New Position for FY 15-16
	<hr/>	<hr/>	<hr/>	
	6	6	7	
<i>Human Resources</i>				
DIRECTOR OF HUMAN RESOURCES	1	1	1	
HUMAN RESOURCES ANALYST	1	1	1	
	<hr/>	<hr/>	<hr/>	
	2	2	2	
<i>Information Technology</i>				
INFORMATION TECHNOLOGY MANAGER	1	1	1	
MANAGEMENT ANALYST	0	1	1	
SYSTEMS ANALYST	2	2	2	
	<hr/>	<hr/>	<hr/>	
	3	4	4	
Administration Total				
11 12 13				
<u>Engineering and Operations</u>				
<i>Administrative Services</i>				
ADMINISTRATIVE ANALYST	1	1	0	Filled with Administrative Assistant
ADMINISTRATIVE ASSISTANT	1	1	2	
ASSISTANT DIRECTOR OF ENGINEERING	1	1	1	
ASSISTANT DIRECTOR OF OPERATIONS	1	1	1	
DIRECTOR OF ENGINEERING & OPERATIONS	1	1	1	
FACILITIES COORDINATOR	0	0	1	New Position for FY 15-16
REGULATORY COMPLIANCE OFFICER	0	1	1	
SAFETY AND RISK MANAGER	1	1	1	
	<hr/>	<hr/>	<hr/>	
	6	7	8	
<i>Engineering Services</i>				
CONTRACTS & PROCUREMENT MANAGER	1	1	1	
CROSS CONNECTION INSPECTOR	5	5	5	
CROSS CONNECTION SUPERVISOR	1	1	1	
ENGINEERING/GIS TECHNICIAN	2	2	2	
INSPECTION SUPERVISOR	1	1	1	
INSPECTOR	4	4	4	
INVENTORY CONTROL WORKER	1	1	1	
PERMIT TECHNICIAN	1	1	1	
PRINCIPAL ENGINEER	2	2	2	
PURCHASING AGENT	1	1	1	
RECORDS AND MAPPING COORDINATOR	1	1	1	
SENIOR ENGINEER	1	1	1	
SENIOR GIS ANALYST	1	1	1	
SUPERINTENDENT OF ENGINEERING	1	1	1	
	<hr/>	<hr/>	<hr/>	
	23	23	23	

**Moulton Niguel Water District
Fiscal Year 2015-16
Staffing Plan**

Division, Department and Position Title	Adopted Budget FY 2014-15	Adopted Budget FY 2015-16	Revised Budget FY 2015-16	Notes
<i>Facilities Maintenance</i>				
ELECTRICAL/INSTRUMENTATION SERVICES SUPERVISOR	1	1	1	
ELECTRICAL/INSTRUMENTATION SYSTEMS PROGRAMMER	1	1	1	
ELECTRICAL/INSTRUMENTATION TECHNICIAN	1	1	1	
MAINTENANCE WORKER - FACILITIES	6	6	7	New Position for FY 15-16
MECHANIC	2	2	2	
STATION MAINTENANCE SUPERVISOR	1	1	1	
SUPERINTENDENT FACILITIES OPERATION	1	1	1	
SUPPORT SERVICES SUPERVISOR	1	1	1	
WATER DISTRIBUTION SUPERVISOR	1	1	1	
WATER SYSTEMS OPERATOR	3	3	3	
	<u>18</u>	<u>18</u>	<u>19</u>	
<i>Utilities Maintenance</i>				
COLLECTION SYSTEM SUPERVISOR	1	1	1	
MAINTENANCE WORKER - COLLECTION SYSTEM	8	7	7	Moved 1 Position from Collections to Streets in FY 14-15
MAINTENANCE WORKER - STREETS	8	9	12	3 New Positions for FY 15-16
STREET CREW SUPERVISOR	1	1	1	
SUPERINTENDENT UTILITIES MAINTENANCE	1	1	1	
	<u>19</u>	<u>19</u>	<u>22</u>	
<i>Customer Service</i>				
BILLING REPRESENTATIVE	6	0	0	
CUSTOMER ACCOUNT REPRESENTATIVES	0	11	11	
CUSTOMER ACCOUNT SUPERVISOR	1	1	1	
CUSTOMER SERVICE REPRESENTATIVE - Field	14	14	14	
CUSTOMER SERVICE REPRESENTATIVE - Office	5	0	0	
CUSTOMER SERVICE SUPERVISOR	2	2	2	
SUPERINTENDENT OF CUSTOMER SERVICE	1	1	1	
	<u>29</u>	<u>29</u>	<u>29</u>	
<i>Water Efficiency</i>				
WATER CONSERVATION REPRESENTATIVE	1	1	3	2 New Positions for FY 15-16
WATER CONSERVATION SUPERVISOR	1	1	1	
WATER RESOURCES ANALYST	0	0	1	New Position for FY 15-16
WATER USE EFFICIENCY ANALYST	1	1	1	
	<u>3</u>	<u>3</u>	<u>6</u>	
Engineering and Operations Total	98	99	107	
Finance				
<i>Administrative Services</i>				
DIRECTOR OF FINANCE & TREASURER	1	1	1	
FINANCE MANAGER	1	1	1	
SENIOR FINANCE & RESOURCE ANALYST	1	1	1	
	<u>3</u>	<u>3</u>	<u>3</u>	
<i>Accounting</i>				
ACCOUNTANT	4	4	4	
ACCOUNTING SUPERVISOR	1	1	1	
CONTROLLER	1	1	1	
	<u>6</u>	<u>6</u>	<u>6</u>	
Finance Total	9	9	9	
<hr/>				
Full Time Total	118	120	129	
Board Members	7	7	7	

Moulton Niguel Water District

Fiscal Year 2015-16

Capital Outlay Requests

Category	Item	Adopted Budget	Revised Budget	Comments
Vehicle	Replacement of truck #91	\$ 45,360	\$ 45,360	The vehicle will replace 1 vehicle that has reached its useful life.
Vehicle	Replacement of boom truck #93	208,874	208,874	This vehicle will replace 1 existing Boom Truck that does not satisfy the needs of the District.
Equipment	Portable diesel generator w/trailer	66,575	66,575	The proposed 100kW Generator Set would be the third portable generator set capable of operating smaller facilities and utilized whenever possible during replacement or maintenance on existing stationary engines/generators.
Equipment	Skid steer loader replacement	103,533	125,000	Replacement of 20-year old bobcat loader with a compact zero-turn mini excavator that would could be towed by smaller vehicles and allow system repairs in tighter conditions.
Electronics	Large color scanner	20,123	20,123	Replacement of existing color scanner that has reached its useful life.
Vehicle	Replacement of hybrid truck #14	45,360	45,360	The vehicle will replace 1 hybrid vehicle that has experienced high levels of maintenance requirements.
Vehicle	Replacement of truck #41	45,360	45,360	The vehicle will replace 1 vehicle that has reached its useful life.
Electronics	Rubberdized laptops for vactor trucks	-	35,000	These five laptops will be installed on the District's vactor trucks to support sewer line cleaning.
Equipment	Dump truck	-	200,000	This equipment will be used for the new street crew.
Equipment	10HP immersible motor	-	14,000	This equipment will be used at Lower Salada incase of lift station dry well flooding.
Electronics	Casa De Oso VFD replacement	-	70,000	This electronic panel will be replacing an elctronic panel that has reached the end of its useful life.
Vehicle	Truck for facilities coordinator	-	50,000	This vehicle will be used for the new facilities coordinator position.
Vehicle	Truck for maintenance worker - facilities	-	50,000	This vehicle will be used for the new facilities maintenance worker position.
Vehicle	Truck for conservation rep	-	50,000	This vehicle will be used for the new conservation representative position.
Vehicle	Truck for conservation rep	-	50,000	This vehicle will be used for the new conservation representative position.
Total		\$ 535,185	\$ 1,075,652	

THIS PAGE INTENTIONALLY LEFT BLANK

**Moulton Niguel Water District
Account Category Breakdown**

Account Category	Category Breakdown
<u>Operating Revenue</u>	
Water Sales	Potable Usage, Potable Service
Recycled Water Sales	Recycleed Usage, Recycled Service
Sanitation Sales	Sewer Usage, Sewer Service
Water Efficiency	WBBRS Penalties
	Meter sales, meter sales - miscellaneous parts, Rconnect fees, Tag fees, Reconnect after hour fees, Back flow notice, Service installation charges, Site visit charge, Recycleed sur charge, Meter removal/re-set, Water conservation penalties, Fog fees, Plan check & inspection, Miscellaneous
Other Operating Income	
<u>Operating Expenses</u>	
Salaries	Full time, Part time, Overtime, Comp time expense, Sick Expense, Director's Fees, Merit expense, Promotional expense, Standby PERs side fund, PERs employer contributions, PERs employee contributions, 401A employer contributions
Retirement Program	
Educational Courses	Educational coures, Certificates
Travels & Meetings	Travel costs, Seminar fees, Conference registration
Prehire Employment Expenses	Pre-employment costs, Employees Awards, Events
	Billing services, Accounting services, Tax collection charges, Bad debt expense, Asset management fees, Principal, Interest, Community relations, project sponsorship, Mapping-sectional updates, Uniform services, Employee relations
General Services	
Annual Audit	Financial audit
Member Agencies O&M	Pipeline O & M, Importation system O & M
Dues & Memberships	District dues & Memberships, Staff dues & memberships
Election Expenses	Registrar of voters expense
Consulting Services	Overall consulting services
Equipment Rental	Vehicle leasing, Office equipment rentals, System rentals, Overall tools & equipment
District Fuel	Unleaded fuel, Diesel fuel - vehicles, Diesel fuel - generators, natural gas & propane, vehicle oil
	Property insurance, Automobile & general liability, UST pollution liability, Pollution and Remediation, Employee Dishonesty, Misc. insurance
Insurance - District	
Insurance/Disability - Personnel	State unemployment insurance, Workers compensation, Medicare, FICA
Insurance - Benefits	Life & Health insurance, Dental, Vision, Disability, Flexible spending, OPEB costs, OPEB costs rate subsidy, Auto allowance
Legal Services	General services, Personnel services

**Moulton Niguel Water District
Account Category Breakdown**

Account Category	Category Breakdown
District Office Supplies	General office supplies, Billing supplies, Community relations supplies, Conservation supplies, Postage - billing, Shipping & postage - general, Freight expense, Sales tax expense
District Operating Supplies	Operating supplies, Chemicals, Laboratory supplies
Repairs & Maintenance - Equipment	Office equipment, Support services equipment, Hardware/software equipment, field equipment, AutoCad/drafting equipment, Mainframe, Server/network/PCs, SCADA, Vehicle corrective maintenance, Vehicle preventative maintenance, Vehicle diagnostic equipment, Vector vehicles, Vector equipment maintenance
Repairs & Maintenance - Facilities	System maintenance, System repairs, trash pick-up & tipping fees, Janitorial services, Landscape maintenance, Tree maintenance, Hazardous materials removal, USA's, Contract & maintenance agreements, Pest control & algaecide, Paving, Instrumentation, Raising manholes, Permits
Safety Program & Compliance Requirements	Safety equipment & supplies, Safety shoes, Safety training, Regulatory compliance
SOCWA	General fund, PC 2 JB Latham, PC 3A Plant 3A, PC 5 San Juan, (SO) 2 RW permitting, PC 15, PC 17, PC 21, PC 24, Pretreatment program, Use audit refund
Special Outside Assessments	DOHS fees, LAFCO fees, OC property tax admin fees, Other fees
Utilities	Electric utility, Gas utility, Overall telephone utility, Mobile communication, Internet/wireless communication
Water Purchases	Domestic water (MWD, SCWD, ETWD, IRWD), MWDOC (RTS, Annual connection, Capacity charge), Recycled water - SCWD, Reclaimed water rebate
Meter / Vault Purchases	Meters & vaults
Water Efficiency	Efficiency rebates, WBBRs costs
 <u>Non-Operating Revenue</u>	
Property Tax Revenue	Secured taxes, Secured taxes paid to SCWD, Supplemental taxes, Unsecured taxes, Miscellaneous taxes
Investment Income	Interest earned, accrued interest, gains/losses, unrealized gains/losses
Cellular Lease Income	Cell towers
Misc Non-Operating Income	Returned check fees, SCWD sewer facility fees, Board room rental fees, Sale of scrap, Medical FSA, Gain (loss) on sale of assets, miscellaneous non-operating income

Mission: *“The purpose of the Board of Directors and Administration Division is to provide leadership and oversight for the organization with integrity in line with the policies set by the Board of Directors to execute the District’s vision while working collaboratively with our communities and regional partners to facilitate continuous improvement.”*

ABOUT THE DIVISION

The Division is responsible for the overall management of the District, strategic planning and building a cooperative relationship for the organization, community and regional partners. The Director of Human Resources guides employee relations, recruitment and benefits administration. The Information Technology department provides network and security administration along with user support throughout the organization. The Board of Directors consists of seven Directors elected by the public by voting division who are supported by the Board Secretary/Executive Assistant.

DIVISION FINANCIAL SUMMARY

Expenses by Department	FY 2014-15	FY 2015-16	FY 2015-16
	Adopted Budget	Adopted Budget	Revised Budget
Board of Directors	\$ 437,058	\$ 289,710	\$ 305,682
Office of the General Manager	2,570,604	2,536,459	2,228,772
Human Resources	456,115	472,027	430,483
Information Technology	1,360,579	1,365,579	1,562,746
Total	\$ 4,824,356	\$ 4,663,776	\$ 4,527,683

BOARD OF DIRECTORS

PURPOSE: The Board of Directors is responsible for establishing the policies, approving a budget and governing the affairs of the District. The Board shall establish policies that ensure fiscal stability and the effective use of funds. The Board sets rates and fee levels, approves and adopts a two-year Budget, approves and adopts water management plans, awards contracts, receives the Annual Audit, approves periodic updates of the Ten-Year Cash Flow Forecast, reviews the Long Range Plan, and conducts environmental reviews of capital improvement projects. Board meetings are held on the third Thursday of each month at the District office. Pursuant to Government Code Section 54956 the President may call special meetings of the Board.

A Board Member is committed to serve the best interests of the community, provide services that are essential to the community, and represent both the ratepayers and the employees. The Board members work together to achieve the goals of the Board.

FINANCIAL SUMMARY

Account Description	FY 2014-15	FY 2015-16	FY 2015-16
	Adopted Budget	Adopted Budget	Revised Budget
Directors Fees	\$ 167,580	\$ 167,580	\$ 175,963
Retirement Program	765	811	3,519
Travel & Meetings	10,000	10,000	10,000
Election	150,000	-	-
Insurance - Personnel	12,126	12,126	14,917
Insurance - Benefits	94,587	97,193	99,283
District Office Supplies	2,000	2,000	2,000
Total	\$ 437,058	\$ 289,710	\$ 305,682

OFFICE OF THE GENERAL MANAGER

PURPOSE: Under the direction of the Board of Directors, the General Manager is responsible for providing leadership and support to the organization and ensuring successful management of overall operations. The General Manager facilitates an environment that encourages responsibility, accountability and teamwork through all levels of the organization and sets the example with daily actions. Members within the office of the General Manager are responsible for public outreach efforts to engage the customers and advocate for the needs of the communities. Through communication and collaboration, the General Manager works with the Board of Directors and staff to create a strategic vision for the District, align goals and promote trust.

FINANCIAL SUMMARY

Account Description	FY 2014-15	FY 2015-16	FY 2015-16
	Adopted Budget	Adopted Budget	Revised Budget
Salaries	\$ 838,635	\$ 881,406	\$ 882,956
Retirement Program	109,267	117,351	138,157
Educational Courses	3,850	5,200	5,200
Travel & Meetings	37,194	38,194	38,194
Dues & Memberships	74,545	78,165	78,115
Consulting Services	150,000	50,000	50,000
Insurance - District	576,151	632,275	561,275
Insurance - Personnel	321,160	343,780	20,108
Insurance - Benefits	110,902	114,438	109,117
Legal Services	170,000	130,000	200,000
District Office Supplies	178,400	145,400	145,400
Safety Program & Compliance	500	250	250
Total	\$ 2,570,604	\$ 2,536,459	\$ 2,228,772

HUMAN RESOURCES DEPARTMENT

PURPOSE: The Human Resources Department is responsible for personnel administration activities including recruitment, salary and benefits administration, employee relations and communications, performance management, training and development, and program coordination.

The District's Human Resources functions are important for a number of reasons. The District's successful achievement of its mission depends upon its employees. The effectiveness of the organization will determine the District's future ability to continue fulfilling its community obligations and responsibilities.

The Board of Directors has identified its employees as its most valuable resource, and has provided a consistent and long-term commitment to the development and well-being of its workforce. This commitment includes employee education and training, development, certification programs, and safety and health programs. As a result of the District's commitment to its people, the District has been able to maintain a stable, productive, highly-trained, safety-conscious, and customer service-oriented workforce.

FINANCIAL SUMMARY

Account Description	FY 2014-15	FY 2015-16	FY 2015-16
	Adopted Budget	Adopted Budget	Revised Budget
Salaries	\$ 214,427	\$ 225,363	\$ 200,131
Retirement Program	36,438	39,504	23,979
Educational Courses	7,470	7,070	7,070
Travel & Meetings	13,000	13,630	13,630
Employee Relations	14,800	15,000	15,000
General Services	51,776	53,200	53,200
Dues & Memberships	960	980	980
Insurance - Personnel	28,109	28,268	27,902
Insurance - Benefits	36,834	38,212	37,791
Legal Services	50,000	50,000	50,000
District Office Supplies	1,300	800	800
Repairs & Maintenance	1,000	-	-
Total	\$ 456,115	\$ 472,027	\$ 430,483

Information Technology Department

Purpose: The Information Technology (IT) Department purpose is to provide technology leadership in support of the District strategic business requirements and technology services to District staff in assisting them to perform their duties.

The department is responsible for managing and supporting all technology assets including network and security infrastructure, telecommunications, wireless technology, Supervisory Control and Data Acquisition (SCADA) system, Business Application Systems, data management and user support.

FINANCIAL SUMMARY

Account Description	FY 2014-15	FY 2015-16	FY 2015-16
	Adopted Budget	Adopted Budget	Revised Budget
Salaries	\$ 348,956	\$ 452,204	\$ 457,287
Retirement Program	60,595	69,682	87,410
Educational Courses	-	-	-
Travel & Meetings	16,500	16,500	19,500
Dues & Memberships	535	535	535
Consulting Services	170,400	85,000	221,000
Insurance - Personnel	5,401	6,891	11,273
Insurance - Benefits	63,705	81,667	81,572
District Office Supplies	18,000	18,000	19,000
District Operating Supplies	1,000	1,000	1,000
Repairs & Maintenance - Equipme	447,987	409,599	427,669
Equipment Rentals	32,000	32,000	32,000
Safety Program & Compliance	500	500	500
Utilities	195,000	192,000	204,000
Total	\$ 1,360,579	\$ 1,365,579	\$ 1,562,746

Mission: "To provide responsible management of the District's public funds in a transparent and conservative manner while ensuring the highest level of service to both external and internal customers."

ABOUT THE DIVISION

The Finance Division manages the fiscal operations of the District and maintains financial records in conformance with generally accepted accounting principles and in compliance with state and federal laws. The Division's primary functions include: maintaining effective systems for financial planning & reporting, capital project tracking, bi-annual budget, disbursement control, investment management, asset tracking and cash monitoring.

DIVISION FINANCIAL SUMMARY

	FY 2014-15	FY 2015-16	FY 2015-16
Expenses by Department	Adopted Budget	Adopted Budget	Revised Budget
Administrative Services	\$ 1,654,891	\$ 1,395,356	\$ 1,363,581
Accounting	667,094	696,337	703,148
Total	\$ 2,321,985	\$ 2,091,693	\$ 2,066,729

ADMINISTRATIVE SERVICES DEPARTMENT

PURPOSE: The appointed Treasurer (Director of Finance) is responsible for the District’s investment portfolio and is currently supported by an outside professional portfolio manager. The Finance Manager and Senior Financial Analyst assist the Director of Finance in the operation of the Division by providing support for complex accounting and financial analysis duties. Responsibilities include the bi-annual budget preparation, Long Range Financial Plan, financial reports to the Board of Directors and operating divisions, 10 year cash flow forecast, cost of services & rate analysis and assistance with bond issuance.

FINANCIAL SUMMARY

Account Description	FY 2014-15	FY 2015-16	FY 2015-16
	Adopted Budget	Adopted Budget	Revised Budget
Salaries	\$ 351,104	\$ 369,010	\$ 260,319
Retirement Program	81,754	87,404	84,813
Educational Courses	900	900	900
Travel & Meetings	3,000	3,000	3,000
General Services	55,500	56,000	63,000
Annual Audit	40,000	45,000	48,080
Dues & Memberships	2,138	2,138	500
Consulting Services	485,000	160,000	245,400
Insurance - Personnel	5,091	5,351	5,929
Insurance - Benefits	405,104	433,753	426,640
District Office Supplies	-	-	-
Special Outside Assessments	225,300	232,800	225,000
Total	\$ 1,654,891	\$ 1,395,356	\$ 1,363,581

ACCOUNTING DEPARTMENT

Purpose: To develop, enhance and manage a sound financial structure, enabling the District to provide quality services to the community while effectively controlling and monitoring the receipt and disbursement of public funds. The Department is also responsible for oversight, monitoring and processing payroll, accounts payable, accounts receivable and cash management.

FINANCIAL SUMMARY

Account Description	FY 2014-15 Adopted Budget	FY 2015-16 Adopted Budget	FY 2015-16 Revised Budget
Salaries	\$ 420,771	\$ 441,313	\$ 435,686
Retirement Program	53,994	56,683	53,545
Educational Courses	1,000	1,000	1,000
Travel & Meetings	3,000	3,000	3,000
General Services	87,000	89,175	106,495
Dues & Memberships	300	300	1,200
Insurance - Personnel	5,840	6,138	10,003
Insurance - Benefits	93,189	96,729	90,219
District Office Supplies	2,000	2,000	2,000
Total	\$ 667,094	\$ 696,337	\$ 703,148

Mission Statement: *“To plan, construct, operate, and maintain the necessary infrastructure for the reliable delivery of high-quality potable and recycled water and safe collection and treatment of wastewater in an efficient and regulatory compliant manner while providing a high level of customer service and ensuring future needs.*

ABOUT THE DIVISION

The Engineering and Operations Division is responsible for the operation of the District’s potable water, recycled water, and wastewater systems to meet the current and future service needs of the District’s customers in conformance with state and federal laws. Successful operation of the three systems requires technical expertise to support asset-management based operation, maintenance, planning, engineering, and construction. The Division is also responsible to provide customer account services for the appropriate billing and collection of water and wastewater charges, and the day-to-day interface with District customers. The Division’s primary functions include: distribution of potable and recycled water, collection of wastewater, maintenance and repair of the District’s infrastructure, billing and revenue collection for water and wastewater charges, fleet management, development of asset-management programs to track and plan for the sustained performance of the systems, development and execution of the Capital Improvement Program, and participation and collaboration in regional activities impacting the Division’s mission.

DIVISION FINANCIAL SUMMARY

Expenses by Department	FY 2014-15	FY 2015-16	FY 2015-16
	Adopted Budget	Adopted Budget	Revised Budget
Administrative Services	\$ 11,006,251	\$ 11,469,826	\$ 11,745,248
Customer service	3,652,556	3,802,235	3,981,835
Engineering Services	4,032,821	4,097,247	5,482,329
Facilities Maintenance	35,251,246	37,054,204	31,780,275
Utilities Maintenance	2,901,888	2,964,827	3,708,464
Water Efficiency	3,662,449	3,682,660	4,764,790
Total	\$ 60,507,212	\$ 63,071,000	\$ 61,462,940

Administrative Services Department

Purpose: The Administrative Services Department is primarily responsible for administration, oversight, and reporting of all Division functions. The Department's purpose is to provide direction to staff to execute the Division's mission and to train and equip staff to perform their necessary job functions. The Department supports staff through Contracts and Procurement services, which may include development of contracts and agreements, procurement of materials, equipment, and services, and warehouse management. Additional responsibilities include implementing the District's policies within the Division, water resources planning for future system and supply reliability needs, developing staff for future succession planning, recommending changes within the Division as necessary to support changing business needs, and implementing the District's Safety Program and Emergency Response Program. The Department is responsible for reporting Division activities and progress to the District's Executive Management and Board of Directors. Operational and technical participation in Joint Powers Authorities and regional partnerships and/or collaborations, i.e. SOCWA, JRWSS, SJBA, are also generally accomplished within the Administrative Services Department.

FINANCIAL SUMMARY

Account Description	FY 2014-15	FY 2015-16	FY 2015-16
	Adopted Budget	Adopted Budget	Revised Budget
Salaries	\$ 1,058,683	\$ 1,207,680	\$ 1,152,833
Retirement Program	129,029	144,810	156,915
Educational Courses	1,450	-	-
Travel & Meetings	18,490	19,320	19,320
General Services	25,000	40,000	35,000
Dues & Memberships	15,340	16,042	15,180
Consulting	470,000	540,000	360,000
Equipment Rentals	27,000	27,000	27,000
District Fuel	340,000	340,000	340,000
Personnel Insurance	17,703	19,900	31,276
Benefits Insurance	188,135	210,465	231,889
District Office Supplies	96,500	101,400	106,000
Repairs & Maintenance - Equipme	2,700	2,810	3,700
Repairs & Maintenance - Facilities	136,900	141,900	20,900
Safety Program & Compliance	28,500	28,500	40,500
SOCWA	8,450,820	8,630,000	9,204,735
Special Outside Assessments	-	-	-
Total	\$ 11,006,251	\$ 11,469,826	\$ 11,745,248

Customer Service Department

Purpose: The Customer Service Department performs three main functions: meter reading and replacement, utility billing and payment processing and customer account support. Working together, the various crews within the Department are the primary interface for the District's customers and are primarily responsible for the District's 55,000 service connections. The Department provides both office and field support to the District's customers, including billing and payment inquiries, water meter services, customer account history, and emergency response. The crews are responsible for planning and scheduling meter calibration and replacement programs to ensure accurate billing information. Additionally, the Customer Service Department is responsible for staffing an off-hours standby program to provide the first point of contact for any emergency calls, as necessary.

FINANCIAL SUMMARY

Account Description	FY 2014-15	FY 2015-16	FY 2015-16
	Adopted Budget	Adopted Budget	Revised Budget
Salaries	\$ 1,694,779	\$ 1,766,156	\$ 1,799,422
Retirement Program	250,799	264,230	315,016
Educational Courses	8,600	8,900	8,900
Travel & Meetings	19,800	19,800	17,600
General Services	176,100	193,000	193,000
Dues & Memberships	-	-	-
Insurance - Personnel	21,715	22,822	77,426
Insurance - Benefits	411,887	427,178	455,221
District Office Supplies	195,000	194,000	193,000
District Operating Supplies	14,950	9,150	29,150
Repairs & Maintenance - Equipme	500	500	1,500
Repairs & Maintenance - Facilities	17,175	17,250	12,350
Safety Program & Compliance	13,250	13,250	13,250
Meter/Vault Purchase	828,000	866,000	866,000
Total	\$ 3,652,556	\$ 3,802,235	\$ 3,981,835

Engineering Services Department

Purpose: The Engineering Services Department performs six main functions: capital improvement, private development/permitting, planning and asset management, emergency repair coordination, field inspection, and cross connection prevention. The department's purpose is to implement the District's Capital Improvement Program (facilities planned, designed, constructed, and funded by the District), provide review, inspection and acceptance of developer-initiated facilities, manage District assets through the Replacement and Refurbishment (R&R) Program and implementation of the Geographic Information System (GIS) with other records and document management activities, manage the Communication Facilities License Program, manage the Recycled Water Program, manage the cross connection prevention program, coordinate the repair of facilities through Contractor services, and perform other support functions as needed for the reliable and safe delivery of potable and recycled water and collection of wastewater. The department achieves its purpose with engineers, technicians and field inspectors through such tasks as: planning studies and reports, design, plan check, preparation of budgets, consulting contracts, construction contracts, construction inspection, cross connection inspection, recycled water system testing and inspection, mark-outs for the DigAlert Program, development and maintenance of District asset information in the GIS, and maintenance of electronic and paper records and documents.

FINANCIAL SUMMARY

Account Description	FY 2014-15	FY 2015-16	FY 2015-16
	Adopted Budget	Adopted Budget	Revised Budget
Salaries	\$ 1,623,165	\$ 1,702,851	\$ 1,745,190
Retirement Program	245,352	260,502	306,414
Educational Courses	9,600	5,800	5,800
Travel & Meetings	62,300	49,700	49,650
General Services	7,400	7,400	7,400
Dues & Memberships	150	150	-
Consulting Services	327,500	305,000	1,372,500
Insurance - Personnel	19,389	20,378	74,902
Insurance - Benefits	319,015	330,916	327,173
District Office Supplies	6,700	7,200	7,200
District Operating Supplies	49,900	44,000	24,000
Repairs & Maintenance - Equipme	35,600	35,600	35,600
Repairs & Maintenance - Facilities	1,317,000	1,317,000	1,517,000
Safety Program & Compliance	4,750	5,750	9,500
Special Outside Assessments	5,000	5,000	-
Total	\$ 4,032,821	\$ 4,097,247	\$ 5,482,329

Facilities Maintenance Department

Purpose: The Facilities Maintenance Department consists of four crews: Water Distribution, Station Maintenance, Electrical/Instrumentation, and Support Services. Working together, the four crews are primarily responsible for the operation of the District's facilities for storage and distribution of potable and recycled water to our customers, while also operating the facilities needed to pump wastewater as it passes through the District. The crews utilize a Supervisory Control and Data Acquisition System (SCADA) to monitor and remotely operate facilities. The crews are responsible for planning and scheduling preventative maintenance programs to ensure effective operation of the facilities. Additionally, the Water Distribution, Station Maintenance, and Electrical/Instrumentation crews are responsible for staffing an off-hours standby program to maintain continuous operation of all facilities and emergency response, as necessary. The Support Services crew is responsible for management and maintenance of the District's fleet and support equipment, such as back-up generators and auxiliary engines. The Facilities Maintenance Department budgets and manages the various utility supplies, i.e. imported water, electricity, fuel, gas, etc, that support District operations.

FINANCIAL SUMMARY

Account Description	FY 2014-15	FY 2015-16	FY 2015-16
	Adopted Budget	Adopted Budget	Revised Budget
Salaries	\$ 1,591,987	\$ 1,667,906	\$ 1,770,229
Retirement Program	240,776	254,568	284,892
Educational Courses	10,650	7,700	7,700
Travel & Meetings	48,600	46,800	46,050
Member Agencies O&M	1,231,370	1,415,000	1,542,495
Dues & Memberships	-	-	-
Equipment Rentals	6,000	6,000	6,000
Insurance - Personnel	17,596	18,494	92,572
Insurance - Benefits	338,552	351,275	394,859
District Operating Supplies	174,500	177,500	268,317
Repairs & Maintenance - Equipme	379,500	355,000	270,000
Repairs & Maintenance - Facilities	1,047,920	1,013,920	1,082,720
Safety Program & Compliance	216,500	96,200	221,700
Utilities	1,931,000	2,026,000	2,054,900
Water Purchases	27,976,295	29,577,841	23,697,842
Meter/Vault Purchase	40,000	40,000	40,000
Total	\$ 35,251,246	\$ 37,054,204	\$ 31,780,275

Utilities Maintenance Department

Purpose: The Utilities Maintenance Department consists of two crews: Street Crew and Collections Crew. Collectively, they are responsible for the maintenance and operation of the District's underground utilities, such as potable and recycled water pipelines, valves, and appurtenances, and wastewater pipelines and manholes. The Collections Crew's primarily focuses on the annual cleaning of the District's network of wastewater collection facilities and implementing the five-year program to video inspect the entire system in accordance with the Sewer System Management Plan. The Street Crew is responsible for repairing system leaks associated with smaller diameter pipelines, as well as system appurtenances, i.e. fire hydrants and system valves. The Street Crew is also responsible for execution of the valve and hydrant exercise program to ensure the operation of those critical assets. Additionally, the two crews are responsible for staffing an off-hours standby program to maintain continuous operation of all facilities and emergency response, as necessary. The Utilities Superintendent is also responsible for implementation of the Fats, Oils, and Grease (FOG) Program.

FINANCIAL SUMMARY

Account Description	FY 2014-15	FY 2015-16	FY 2015-16
	Adopted Budget	Adopted Budget	Revised Budget
Salaries	\$ 1,240,229	\$ 1,295,667	\$ 1,427,500
Retirement Program	193,167	203,437	252,049
Educational Courses	8,200	7,700	7,700
Travel & Meetings	19,150	18,700	18,700
Dues & Memberships	-	-	-
Consulting Services	-	-	-
Equipment Rentals	-	-	-
Insurance - Personnel	13,970	14,682	71,968
Insurance - Benefits	298,422	309,891	333,297
District Operating Supplies	75,500	70,500	70,500
Repairs & Maintenance - Facilities	1,032,000	1,023,000	1,503,000
Safety Program & Compliance	21,250	21,250	23,750
Total	\$ 2,901,888	\$ 2,964,827	\$ 3,708,464

Water Efficiency Department

Purpose: The Water Efficiency Department supports the District’s conservation programs and goals and is responsible for the development of additional water use efficiency programs. The District utilizes a combination of staff to execute water allocation variances, process rebates, support home audits, and execute other water use efficiency programs. These functions and associated staff time are funded by revenues collected associated with the Water Efficiency Fund.

FINANCIAL SUMMARY

Account Description	FY 2014-15 Adopted Budget	FY 2015-16 Adopted Budget	FY 2015-16 Revised Budget
Salaries	\$ 326,918	\$ 344,449	\$ 471,678
Retirement Program	41,866	43,911	69,935
Educational Courses	500	500	500
Travel & Meetings	2,700	2,700	14,700
Dues & Membership	500	500	500
Consulting Services	-	-	850,000
Insurance - Personnel	4,131	4,342	9,717
Insurance - Benefits	75,900	78,824	116,826
District Office Supplies	77,810	77,810	92,810
District Operating Supplies	-	-	-
Repairs & Maintenance	-	-	3,500
Water Efficiency	3,132,124	3,129,624	3,129,624
Total	\$ 3,662,449	\$ 3,682,660	\$ 4,759,790

THIS PAGE INTENTIONALLY LEFT BLANK



CAPITAL IMPROVEMENT PROGRAM
BUDGET
FOR
FISCAL YEAR 2015-16

JUNE 2015

DRAFT

Contents

Overview	2
10-Year Capital Improvement Program	2
Fiscal Year 2014-15 Adopted Budget	4
Fiscal Year 2015-16 Proposed Budget.....	5

Appendixes

Appendix A – 10-year Capital Improvement Program

Appendix B – Adopted 2014-15 Budget

Appendix C – Proposed 2015-16 Budget

Appendix D – Project Descriptions for the 10-year CIP

List of Tables

Table 1. Summary of FY 2014-15 Capital Improvement Program Budget

Table 2. Proposed Budget for FY 2015-16 by Fund.

Table 3. Proposed Budget for FY 2015-16 by System

List of Figures and Charts

Figure 1. Distribution of the 10-Year Capital Improvement Program

Figure 2. Percent Distribution of Proposed Budget for FY 2015-16 by Fund

Figure 3. Percent Distribution of Proposed Budget for FY 2015-16 by System

Chart 1. Proposed Budget Distribution Over 10-year Planning Horizon

Overview

The Moulton Niguel Water District (District) Capital Improvement Program (CIP) is a document that outlines the expenditure plan for future capital projects for the next decade and provides a CIP budget for the upcoming Fiscal Year (FY). The 10-year look-ahead should best be viewed as a financial planning document. Project costs are planning estimates and are reviewed and further refined each year. Spending authorization is given only at the time the District's Board of Directors formally adopts the proposed FY budget, and, at that time, funds are only appropriated for the FY. Information is shown in subsequent years to provide a snapshot of the facilities the District plans to construct or existing infrastructure requiring replacement or refurbishment. The District uses an additional expenditure check through various contracting instruments. The District's Board of Directors authorized the General Manager to approve contractual expenses up to \$75,000. Contracts and agreements above that level require specific Board of Directors action on a contract by contract basis.

The CIP projects will be funded from four sources: Water Efficiency (WE) Fund 6, Replacement and Refurbishment (R&R) Fund 7, Water Supply Reliability (WSR) Fund 12, and Planning and Construction (P&C) Fund 14.

The development of the CIP is an on-going process. Facilities that need replacement and refurbishment are identified through a continuous process of inspections and assessments. In addition, staff is developing annual rehabilitation programs such as reservoir recoating, valve replacement, sewer lining and manhole rehabilitation. Through various planning processes staff is also identifying projects to enhance water reliability and system performance. All the projects are compiled into one document to provide as complete a picture as possible of the upcoming CIP projects and expenditures. The projects are spread out over the next ten years via a prioritization process that looks at such factors as criticality, efficiency, vulnerability, and regulatory compliance. The ten-year program is used as a basis for selecting specific projects for implementation in the upcoming FY.

10-Year Capital Improvement Program

The 10-year CIP represents potable, recycled, and waste water and district-wide projects that are required to maintain and operate the District's infrastructure. Appendix A contains the projects in the 10-year CIP. The budgets are budgetary level costs based on similar completed projects and engineering estimates and are refined as new information becomes available. The planning efforts that contributed to the list of projects include the MNWD 2010 Long Range Plan, 2010 Urban Water Management Plan, staff knowledge of replacement, repair and improvement needs, and the District's current Asset Management Model.

The 10-year CIP contains proposed expenditures totaling \$234.5 million for FY 2015-16 through FY 2024-25. About 40% (\$93 million) of these expenditures are associated with the District's participation in regional activities such as JPAs and regional water supply projects. Figure 1 shows the breakdown of costs for the 10-year CIP between the various systems:

- Potable – projects associated with repair, maintenance, and improvement of the potable water system

- Recycled – projects associated with repair, maintenance, and improvement of the recycled water system
- Wastewater – projects associated with repair, maintenance, and improvement of the wastewater collection system and wastewater treatment plants operated by South Orange County Wastewater Authority (SOCWA) and Santa Margarita Water District (SMWD)
- District-wide – projects associated with facilities that provide benefits to all of the District such as office space, geographic information systems, and any project that covers more than one system
- Regional – projects in which there is more than one agency participating, such as: JPA Projects (JRWSS), Baker Water Treatment Plant, Upper Oso Reservoir, Chiquita Reservoir and ETWD/MNWD Intertie.
- Unanticipated – unforeseen projects that come up during the year.

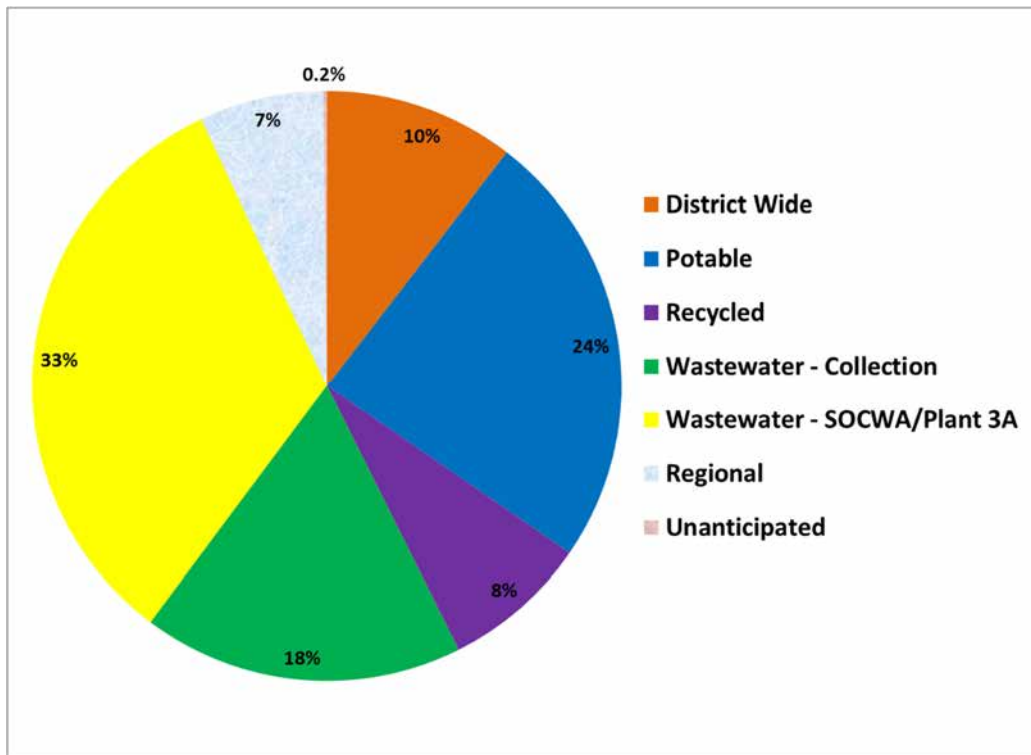


Figure 1. Distribution of the 10-Year Capital Improvement Program

Chart 1 shows the distribution of the budget over the next 10 years.

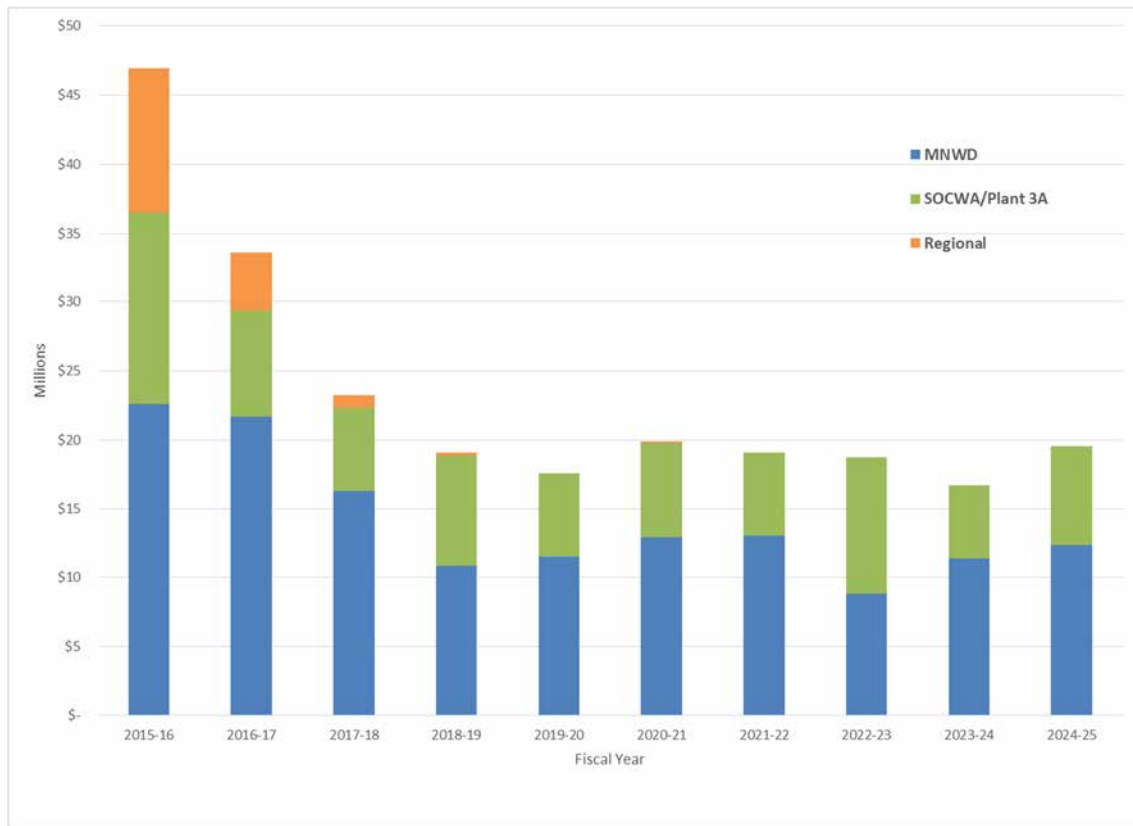


Chart 1. Proposed Budget Distribution over 10-Year Planning Horizon

Fiscal Year 2014-15 Adopted Budget

The CIP for the FY 2014-15 as adopted by the Board of Directors in June of 2014 had a budget of \$47.4 million. The FY 2014-15 budget contained 53 individual projects and two unanticipated projects line items. At the end of the fiscal year, 19 projects will be completed, 16 project will be in construction and 18 projects will be in various stages of design. During the fiscal year \$37 million or 79% of the budget was contracted with \$22 million is forecasted to be paid out.

Table 1 summarizes the FY 2014-15 adopted budget. Appendix B Table B-1 lists the projects in the 2014-15 budget while Table B-2 lists the projects that will be closed by the end of the FY. Table B-3 lists the projects that will be carried forward to FY 2015-16.

Table 1
Summary of FY 2014-15 Capital Improvement Program Budget

Item/Fund	FY 2014-15 Adopted Budget
Replacement and Refurbishment Project - Fund 7	\$11,433,069
JPA Projects - Fund 7	\$12,402,262
Water Supply Reliability Projects - Fund 12	\$15,452,103
Planning and Construction - Fund 14	\$8,157,433
Total	\$47,444,870
Projected Expenditure for FY2014-15 ⁽¹⁾	\$22,200,000
Construction in Progress	\$15,000,000

Note 1. Projected expenditures based on data through April 24, 2015 and expenditures projected through the end of the fiscal year

Fiscal Year 2015-16 Proposed Budget

The FY 2015-16 CIP outlines \$46.8 million in appropriations to continue funding of existing projects and provide funding for new projects. Projects carried forward from FY 2014-15 account for about \$28.7 million of the FY 2015-16 CIP budget - \$12.3 million is currently in construction and \$16.4 million is in various design phases. Appropriations for new projects are about \$3 million, primarily for design and bidding. Construction of the new projects will occur during later fiscal years and is budgeted in the ten-year CIP. The regional projects, totaling \$15.1 million, include projects proposed by South Coast Water District (SCWD) for the Joint Regional Water Supply System (JRWSS); SMWD for jointly-owned facilities such as Upper Oso, Chiquita Reservoirs and Plant 3A; and SOCWA for wastewater treatment. Appendix C Table C-1 lists the projects proposed for the 2015-16 budget. The projects are described individually in Appendix D.

Table 2 summarizes the proposed budget for each of the various Funds while Figure 2 shows the percentage allocation. Rehabilitation and replacement needs drive the budget requirements and account for almost 60% of the fiscal year budget. This is in line with the age of the District and its transition from growth to maintenance. Staff expects that replacement and refurbishment activities of the District will increase as the District assets reach their useful-life expectancies and/or annual operating costs dictate replacement.

Table 3 summarizes the proposed expenditure by system while Figure 3 displays the percentage distribution across the system. The wastewater system, at 36%, is the biggest component of the next fiscal year budget.

**Table 2
Proposed Budget for FY 2015-16 by Fund**

Item/Fund	FY 2015-16 Proposed Budget
Water Efficiency – Fund 6	\$1,695,611
Replacement and Refurbishment Project - Fund 07	\$11,467,886
SOCWA & JRWSS - Fund 07	\$15,137,939
Water Supply Reliability Projects - Fund 12	\$8,940,582
Planning and Construction - Fund 14	\$9,572,481
Total FY 2015-16 Proposed Budget	\$46,814,449

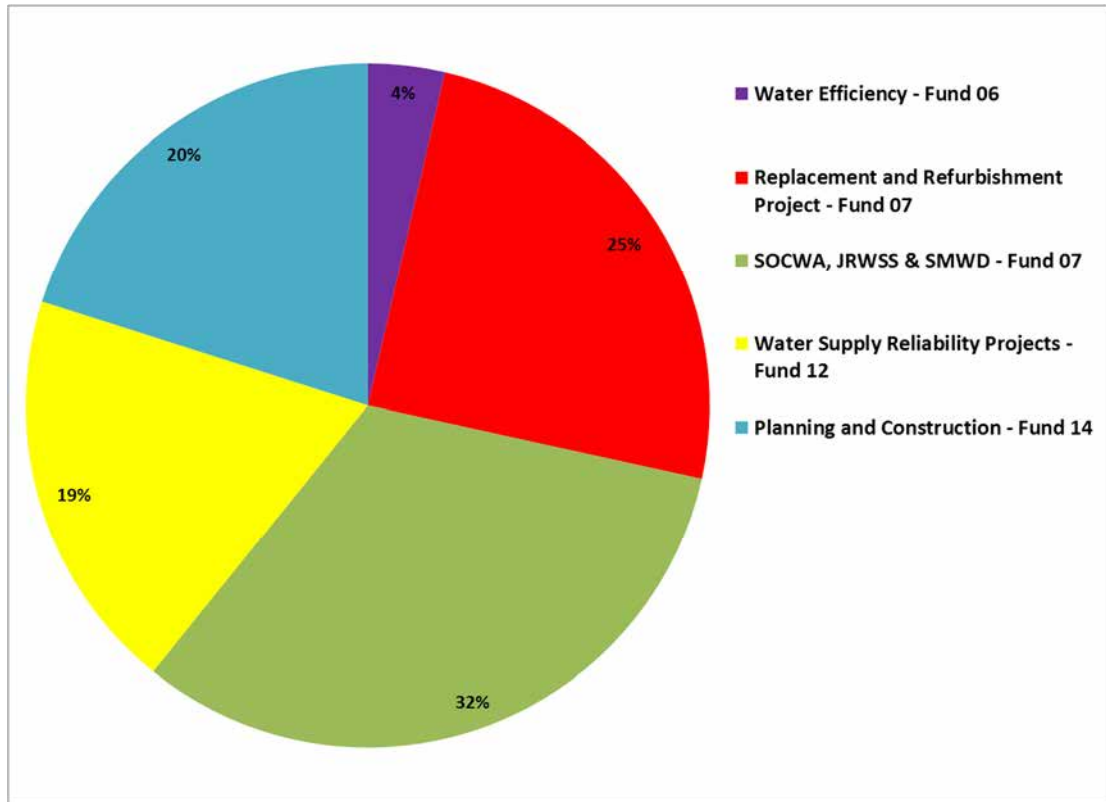


Figure 2. Percent Distribution of Proposed Budget for FY 2015-16 by Fund

**Table 3
Proposed Budget for FY 2015-16 by System**

System	FY 2015-16 Proposed Budget
District Wide	\$8,882,634
Potable Water	\$7,796,879
Recycled Water	\$2,685,509
Wastewater	
Collection	\$2,920,957
Treatment (SOCWA & Plant 3A)	\$13,886,665
Regional (i.e. Baker, JRWSS, Upper Oso, etc.)	\$10,191,856
Unanticipated Projects	\$450,000
Total	\$46,814,499

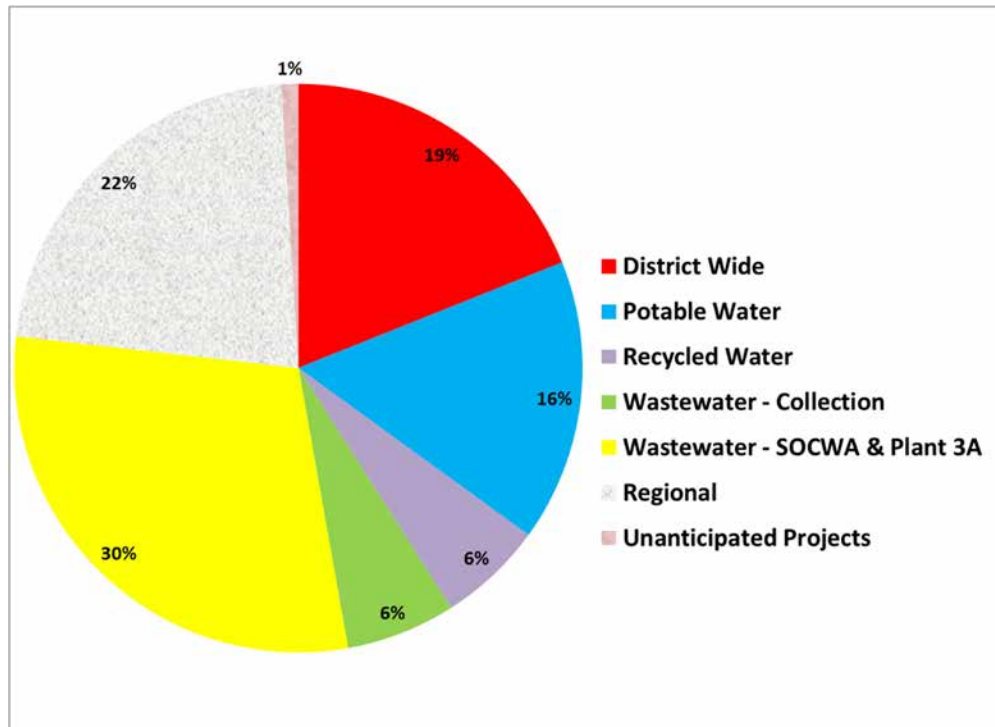


Figure 3. Percent Distribution of Proposed Budget for FY 2015-16 by System

Appendix A
10-year Capital Improvement Program

10-YEAR CAPITAL IMPROVEMENT PROGRAM

Project No.	Fund	Project Name	Total Project Value	Forecast Total Project Expenditures	Remaining Project Budget	Proposed Budgets			
						FY 2015-16	FY 2016-17	FY 2017-18	FY 2018-19 to FY 2024-25
DISTRICTWIDE									
2011016	7	PLC PANEL REPLACEMENT	\$440,000	\$328,913	\$111,087	\$111,087			
2006038	7	REPLACE DIGITAL LINES W/WIRELESS N	\$2,100,000	\$1,538,454	\$561,546	\$561,546			
2014015	14	DISTRICT HEADQUARTERS	\$23,000,000	\$284,301	\$22,715,699	\$8,000,000	\$8,000,000	\$6,715,699	
2011033	7	ASSET MANAGEMENT PROGRAM/CMMS	\$430,000		\$430,000	\$150,000	\$40,000	\$240,000	
2011077	14	MOULTON PEAK RADIO TOWER IMPROVEME	\$235,000		\$235,000				\$235,000
2011034	7	GIS VIEWER AND CONFIGURATION	\$60,000		\$60,000	\$60,000			
2011024	7	DOCUMENT MANAGEMENT	\$389,000		\$389,000				\$389,000
POTABLE									
2010018	7	MATHIS-OSO BY-PASS	\$778,670	\$251,055	\$527,615	\$527,615			
2011038	14	E ALISO CRK RES RECIRCULATION SYST	\$141,000	\$89,019	\$51,981	\$51,981			
2012009	7	BEACON HILL PS PUMP/GENERATOR REPLACEMENT	\$675,000	\$96,137	\$578,863	\$578,863			
2012028	14	GENERATOR AT BEAR BRAND RESERVOIR	\$72,029	\$14,305	\$57,724	\$57,724			
2012029	14	GENERATOR AT BRIDLEWOOD TAKEOUT	\$75,440	\$14,305	\$61,135	\$61,135			
2012030	14	GENERATOR AT MARGUERITE RESERVOIR	\$92,825	\$14,305	\$78,520	\$78,520			
2012031	14	GENERATOR AT MATHIS RES PS	\$61,403	\$14,305	\$47,098	\$47,098			
2012033	14	GENERATOR AT SEVILLE RESERVOIR	\$68,568	\$14,305	\$54,263	\$54,263			
2013001	7	EAST ALISO CREEK RES RECOAT & IMPROV	\$2,550,000	\$1,542,540	\$1,007,460	\$1,007,460			
2014007	7	LA SIENA MAINLINE REPLACEMENT	\$699,165	\$649,867	\$49,298	\$49,298			
2014008	7	2014-15 VALVE REPLACEMENT	\$655,037	\$228,993	\$426,044	\$426,044			
2011010	7	HILLARY PRS REPLACEMENT	\$460,000	\$37,021	\$422,979	\$422,979			
2011012	7	LARGO PRS REPLACEMENT	\$460,000	\$36,829	\$423,171	\$423,171			
2011015	7	WILKES PRS REPLACEMENT	\$460,000	\$36,697	\$423,303	\$423,303			
2014001	7	BEAR BRAND RES RECOATING & SAFETY	\$865,000	\$20,000	\$845,000	\$845,000			
2014004	7	ENCANTAMAR 16" ABANDONMENT	\$90,665		\$90,665	\$90,665			
2014012	7	HIDDEN HILLS VILLAGE EASEMENT REHAB	\$380,000	\$20,000	\$360,000	\$360,000			
2014013	14	PRADERA 850 ZONE LOOP	\$370,000	\$32,806	\$337,194	\$337,194			
2014018	14	FLORES AVE 8-INCH WATER INST	\$300,000	\$45,435	\$254,565	\$254,565			
	7	PW PROJECTS PER ASSET MANAGEMENT MODEL	\$8,875,000		\$8,875,000		\$875,000	\$1,000,000	\$7,000,000
	7	RESERVOIR RECOATING PROGRAM	\$4,950,000		\$4,950,000		\$550,000	\$550,000	\$3,850,000
	7	VALVE REPLACEMENT PROGRAM	\$4,500,000		\$4,500,000		\$500,000	\$500,000	\$3,500,000
	7	RESERVOIR MANAGEMENT SYSTEMS REFURBISHMENT	\$6,200,000		\$6,200,000	\$100,000	\$300,000	\$700,000	\$5,100,000
	14	FALL PROTECTION SYSTEM - PW RESERVOIRS	\$240,000		\$240,000	\$240,000			
	7	I.D. 1 MASTER METER RELOCATION	\$600,000		\$600,000	\$60,000	\$300,000	\$240,000	
	7	PASEO DE VALENCIA 24" RR CROSS ABAND	\$150,000		\$150,000	\$25,000	\$125,000		
	7	PALMS APTS EASEMENT PW LINE REPLACEMENT	\$350,000		\$350,000	\$50,000	\$300,000		
	7	SADDLEBACK PS AUX PUMP & ENGINE REPLACE	\$1,235,000		\$1,235,000	\$50,000	\$1,185,000		
	7	2015-16 VALVE REPLACEMENT	\$1,000,000		\$1,000,000	\$1,000,000			
	7	54-INCH CIP IMPROVEMENTS	\$1,700,000		\$1,700,000		\$300,000	\$700,000	\$700,000
	7	MATHIS PUMP IMPROVEMENTS	\$400,000		\$400,000				\$400,000
2009010	14	MISSION HOSPITAL SECONDARY FEED	\$400,000		\$400,000				\$400,000
	14	AMI PHASE I - POTABLE IRRIG METERS	\$411,000		\$411,000	\$25,000	\$386,000		
	14	920 ZONE LOOP PIPELINE	\$200,000		\$200,000				\$200,000
2011037	7	MISSION VIEJO HS LINE/VAULT REFURB	\$200,000		\$200,000				\$200,000
	14	SECONDARY FEED FOR 1050 ZONE	\$600,000		\$600,000				\$600,000
2011032	7	OLD RANCH ROAD EASEMENT REFURBISHM	\$200,000		\$200,000				\$200,000
	7	STEEL TANKS SEISMIC & STRUCT RETROFITS - PW	\$1,800,000		\$1,800,000		\$200,000	\$200,000	\$1,400,000
2012016	7	LITTLE NIGUEL PS ROOF REPLACEMENT	\$20,000		\$20,000				\$20,000
	7	HIGHLAND PUMP PRESSURE RELIEF TO 650 ZONE	\$75,000		\$75,000				\$75,000
2012011	7	EASEMENT REHABILITATION PROGRAM - Phase 1	\$6,318,000		\$6,318,000				\$6,318,000
	14	2015-16 NEW SYSTEM VALVES	\$150,000		\$150,000	\$150,000			
	7	EASEMENT REHABILITATION PROGRAM - Phase 2	\$5,000,000		\$5,000,000				\$5,000,000

10-YEAR CAPITAL IMPROVEMENT PROGRAM

Project No.	Fund	Project Name	Total Project Value	Forecast Total Project Expenditures	Remaining Project Budget	Proposed Budgets			
						FY 2015-16	FY 2016-17	FY 2017-18	FY 2018-19 to FY 2024-25
2010001	14	SADDLEBACK PS GENERATOR EMERGENCY CONNECTION	\$60,000		\$60,000				\$60,000
	14	650-ZONE NIGUEL ROAD INTERTIE	\$320,000		\$320,000				\$320,000
	7	PZ450 ALISO CREEK POTABLE LINE RELOCATION	\$300,000		\$300,000				\$300,000
2011026	7	VAULT REMOVAL (11 SITES)	\$610,000		\$610,000			\$50,000	\$560,000
	7	RANCHO UNDERGROUND PWPS REFURBISHM	\$250,000		\$250,000				\$250,000
	7	PACIFIC PARK PS PUMP & ENGINE REPLACEMENT	\$600,000		\$600,000				\$600,000
	7	ROLLING HILLS PS ENGINE & PUMP REPLACEMENT	\$675,000		\$675,000				\$675,000
	7	SHEEP HILL PS ENGINE& PUMP REPLACEMENT	\$1,040,000		\$1,040,000		\$75,000	\$965,000	
2012010	7	CVP 16-INCH PW LINE REHABILITATION	\$650,000		\$650,000				\$650,000
	7	BEAR BRAND PS PUMP REPLACEMENT	\$410,000		\$410,000				\$410,000
	7	LITTLE NIGUEL PS PUMP REPLACEMENT	\$250,000		\$250,000				\$250,000
RECYCLED									
2012037	7	OSO PKWY 12"RW MAIN RELOCT	\$244,898	\$150,000	\$94,898	\$94,898			
2013002	7	MATHIS RW RES RECOAT & IMPROVE	\$800,000	\$20,000	\$780,000	\$780,000			
2014010	6	ALISO VILLAGE RW EXTENSION	\$150,000	\$54,389	\$95,611	\$95,611			
2014011	6	RECYCLED WATER SYSTEM EXTENSION	\$3,080,000	\$64,366	\$3,015,634	\$1,500,000	\$1,515,634		
	12	RECYCLED WATER RETROFITS	\$450,000		\$450,000		\$100,000	\$75,000	\$275,000
	7	RESERVOIR RECOATING - RW PROGRAM	\$2,648,000		\$2,648,000			\$331,000	\$2,317,000
	7	RW PROJECT PER ASSET MANAGEMENT MODEL	\$7,536,000		\$7,536,000		\$464,000	\$819,000	\$6,253,000
	14	FALL PROTECTION SYSTEM - RW RESERVOIRS	\$40,000		\$40,000	\$40,000			
	7	CROWN VALLEY RW RES 1 AND 2 RECOAT & SAFETY	\$1,480,000		\$1,480,000	\$50,000	\$1,430,000		
2010013	14	AMI PHASE I - RW IRRIG METERS	\$411,000		\$411,000	\$25,000	\$386,000		
	12	LA PAZ BRIDGE CROSSING RW PIPELINE	\$435,000		\$435,000				\$435,000
	7	STEEL TANKS SEISMIC & STRUCT RETROFITS - RW	\$1,200,000		\$1,200,000				\$1,200,000
	7	LN REG PARK RW VAULT RECONFIGURATION	\$150,000		\$150,000				\$150,000
	12	PRESSURE REDUCING STATION AT SADDLEBACK RW RES	\$200,000		\$200,000				\$200,000
	6	FY 2015-16 RW RETROFITS	\$100,000		\$100,000	\$100,000			
WASTEWATER									
2014003	7	DEL AVION LS WET WELL COATING REHAB	\$125,000	\$120,459	\$4,541	\$4,541			
2014006	7	UPPER SALADA LS HEADER REPLACEMENT	\$133,363	\$130,128	\$3,235	\$3,235			
2009115	7	SAN JUAN CREEK 30 EFFLUENT TM	\$3,600,000	\$199,772	\$3,400,228	\$1,600,228	\$1,800,000		
2009115	7	SAN JUAN CREEK 30 EFFLUENT TM - SMWD REIMBURSEMENT	-\$900,000		-\$900,000	-\$450,000	-\$450,000		
2012024	7	UPPER SALADA LS AUX. GENERATOR REPLACEMENT	\$650,000	\$31,672	\$618,328	\$100,000	\$518,328		
2013004	7	REGIONAL LS FORCE MAIN REPLACEMENT	\$8,900,000	\$59,990	\$8,840,010	\$100,000	\$200,000	\$300,000	\$8,240,010
2013005	7	LOWER SALADA LS FORCE MAIN REPLACEMENT	\$5,900,000	\$40,000	\$5,860,000	\$200,000	\$250,000	\$1,000,000	\$4,410,000
2013010	7	GALLUP SEWER REPLACEMENT	\$340,000	\$43,475	\$296,525	\$296,525			
2014002	7	DEL AVION LS AUXILIARY GENERATOR REPLACEMENT	\$630,000	\$20,000	\$610,000	\$300,000	\$310,000		
2014005	7	UTILITY MAIN BREAKERS REPLACEMENTS	\$170,000	\$43,573	\$126,427	\$126,427			
	7	MH REHABILITATION PROGRAM	\$3,150,000		\$3,150,000		\$350,000	\$350,000	\$2,450,000
	7	SEWER LINING PROGRAM	\$2,400,000		\$2,400,000			\$300,000	\$2,100,000
	7	WW PROJECT PER ASSET MANAGEMENT MODEL	\$5,962,000		\$5,962,000		\$505,000	\$784,000	\$4,673,000
	7	LA PAZ TRAIL CROSS WW SIPHON REPAIR	\$325,000		\$325,000	\$100,000	\$225,000		
	7	FY2015-16 MH REHABILITATION	\$250,000		\$250,000	\$250,000			
	7	ALISO CREEK LS REHABILITATION	\$270,000		\$270,000	\$50,000	\$220,000		
	7	LOWER BOUNDARY OAK LS UPGRADE	\$410,000		\$410,000	\$50,000	\$360,000		
	7	NORTH ALISO CREEK LS BYPASS REPLACEMENT	\$240,000		\$240,000		\$50,000	\$190,000	
	14	LS GENERATOR EMERGENCY CONNECTIONS	\$430,000		\$430,000				\$430,000
2011043	14	3A OUTFALL LINE VALVES	\$450,000		\$450,000				\$450,000
2011043	14	3A OUTFALL LINE VALVES - REIMBURSEMENT	-\$225,000		-\$225,000				-\$225,000
	7	LINDA VISTA DR SEWER LINING	\$450,000		\$450,000	\$75,000	\$375,000		
2011045	14	N ALISO LS SITE IMPROVEM	\$240,000		\$240,000				\$240,000
	7	NATIONAL PARK SEWER LINING	\$300,000		\$300,000	\$75,000	\$225,000		

10-YEAR CAPITAL IMPROVEMENT PROGRAM

Project No.	Fund	Project Name	Total Project Value	Forecast Total Project Expenditures	Remaining Project Budget	Proposed Budgets			
						FY 2015-16	FY 2016-17	FY 2017-18	FY 2018-19 to FY 2024-25
	7	ALISO CREEK LS AUXILIARY GENERATOR REPLACEMENT	\$530,000		\$530,000				\$530,000
	7	SOUTHWING LS AUXILIARY GENERATOR REPLACEMENT	\$580,000		\$580,000				\$580,000
2012012	7	FIELD GIS - SEWER LINE CLEANING & MH	\$40,000		\$40,000	\$40,000			
	14	OSO CREEK SEWER PARALLEL PIPELINE	\$1,950,000		\$1,950,000				\$1,950,000
	7	3A ETM CREEK BANK STABILIZATION	\$2,000,000		\$2,000,000				\$2,000,000
	7	3A ETM REPLACEMENT - AVE DE LA VISTA	\$2,475,000		\$2,475,000				\$2,475,000
	7	3A ETM REPLACEMENT - CAMINO CAPO	\$3,500,000		\$3,500,000				\$3,500,000
	7	3A ETM SJ CREEK-COUNTY OF ORANGE PHASE VIII	\$900,000		\$900,000				\$900,000
	7	3A ETM IMPROVEMENTS - SMWD REIMBURSEMENT	-\$4,437,500		-\$4,437,500				-\$4,437,500
2011028	7	VALENCIA LS REFURBISHMENT	\$200,000		\$200,000				\$200,000
REGIONAL									
2006071	12	BAKER PIPELINE REGIONAL TREATMENT PLANT	\$32,598,645	\$22,658,063	\$9,940,582	\$8,940,582	\$1,000,000		
2006099	12	ETWD/MNWD INTERTIE W/30 DIEMER PI	\$503,140	\$251,098	\$252,042	\$252,042			
2006099	12	ETWD/MNWD INTERTIE W/30 DIEMER PI REIMBURSEMENT	-\$503,140	-\$251,098	-\$252,042	-\$252,042			
2008049	12	SOUTH ORANGE COASTAL OCEAN DESAL	\$690,000	\$690,000					
JRWSS15	7	SCWD/JRWSS CAPITAL PROJECT	\$5,855,668		\$5,855,668	\$1,065,274	\$3,234,484	\$1,182,920	\$372,990
	7	SMWD CAPITAL PROJECTS-JOINT FACILITIES	\$186,000		\$186,000	\$186,000			
SOCWA119	7	2015/2016 SOCWA CAPITAL PC 2(R)	\$14,632,161		\$14,632,161	\$3,461,955	\$1,376,597	\$1,906,733	\$7,886,876
SOCWA120	7	PLANT 3A IMPROVEMENTS	\$12,335,357		\$12,335,357	\$1,629,754	\$1,222,871	\$311,649	\$9,171,084
SOCWA122	7	2015/2016 SOCWA CAPITAL PC 15(R)	\$9,829,078		\$9,829,078	\$704,615	\$1,484,272	\$1,554,855	\$6,085,337
SOCWA123	7	2015/2016 SOCWA CAPITAL PC 17(R)	\$36,116,121		\$36,116,121	\$8,090,343	\$3,572,178	\$2,208,245	\$22,245,356
SOCWA118	7	2015/2016 SOCWA CAPITAL PC 24	\$3,909,923		\$3,909,923				\$3,909,923
UNANTICIPATED									
UP1516RR	7	UNANTICIPATED PROJECTS FUND 7	\$300,000		\$300,000	\$300,000			
UP1516PC	14	UNANTICIPATED PROJECTS FUND 14	\$150,000		\$150,000	\$150,000			
TOTAL			\$264,113,516	\$29,635,476	\$234,478,040	\$46,814,499	\$33,860,366	\$23,174,100	\$130,629,075
Summary									
		DISTRICTWIDE	\$26,654,000	\$2,151,667	\$24,502,333	\$8,882,634	\$8,040,000	\$6,955,699	\$624,000
		POTABLE	\$59,993,802	\$3,157,923	\$56,835,879	\$7,796,879	\$5,096,000	\$4,905,000	\$39,038,000
		RECYCLED	\$18,924,898	\$288,754	\$18,636,144	\$2,685,509	\$3,895,634	\$1,225,000	\$10,830,000
		WASTEWATER	\$41,937,863	\$689,068	\$41,248,795	\$2,920,957	\$4,938,328	\$2,924,000	\$30,465,510
		REGIONAL - SOCWA/JRWSS/SMWD/Baker etc	\$116,152,953	\$23,348,063	\$92,804,890	\$24,078,521	\$11,890,403	\$7,164,401	\$49,671,565
		UNANTICIPATED	\$450,000		\$450,000	\$450,000			
TOTAL			\$264,113,516	\$29,635,476	\$234,478,040	\$46,814,499	\$33,860,366	\$23,174,100	\$130,629,075
Fiscal Year CIP Budgets									
		FY 2015-16	\$46,814,499						
		FY 2016-17	\$33,860,366						
		FY 2017-18	\$23,174,100						
		FY 2018-19	\$19,097,241						
		FY 2019-20	\$17,568,964						
		FY 2020-21	\$19,914,469						
		FY 2021-22	\$19,084,821						
		FY 2022-23	\$18,715,270						
		FY 2023-24	\$16,717,956						
		FY 2024-25	\$19,530,355						
TOTAL			\$234,478,040						

Appendix B
Adopted 2014-15 Budget

- Table B-1 Adopted and Amended
2014-15 Projects
- Table B-2 Closed Projects
- Table B-3 Carry-forward Projects

**TABLE B-1
MOULTON NIGUEL WATER DISTRICT
FY 2015-16 BUDGET**

FY 2014-15 PROJECTS AND BUDGET, AS ADOPTED AND AMENDED					
PROJECT NUMBER	PROJECT DESCRIPTION	TOTAL PROJECT BUDGET	EXPENDED FROM INCEPTION TO DATE	FY 2014-15 ADOPTED BUDGET	ESTIMATED COMPLETION DATE
<i>REPLACEMENT & REFURBISHMENT FUND (R&R) (FUND 07)</i>					
2006038	REPLACE DIGITAL LINES W/WIRELESS N	\$2,100,781	\$1,538,454	\$400,000	12/31/15
2009115	SAN JUAN CREEK 30 EFFLUENT TM	\$2,900,000	\$179,772	\$311,530	3/31/16
2009115	SAN JUAN CREEK 30 EFFLUENT TM - SMWD REIMBURSEMENT	(\$550,000)		(\$275,000)	3/31/16
2009167	GEODATABASE REDEVELOPMENT	\$150,000	\$85,987	\$68,338	6/30/15
2010018	MATHIS-OSO BY-PASS	\$778,670	\$51,055	\$749,930	4/30/15
2010033	NEW DISTRICT ENTERPRISE SOFTWARE	\$3,375,000	\$2,731,854	\$1,308,768	6/30/15
2011010	HILLARY PRS REPLACEMENT	\$350,000	\$37,021	\$100,000	4/30/15
2011011	INSPECT 54 CIP LINE ANTONIA-BRIDL	\$268,788	\$0	\$20,000	6/30/15
2011012	LARGO PRS REPLACEMENT	\$350,000	\$36,829	\$100,000	4/30/15
2011014	SEISMIC & STRUCTURAL ASSESS STEEL	\$217,192	\$198,841	\$34,223	5/30/14
2011015	WILKES PRS REPLACEMENT	\$350,000	\$36,697	\$100,000	4/30/15
2011016	PLC PANEL REPLACEMENT	\$632,000	\$328,913	\$221,136	12/31/15
2011031	EL NIGUEL RW LINE REHABILITATION	\$400,000	\$436,603	\$142,959	6/30/15
2011033	ASSET MANAGEMENT PROGRAM/CMMS	\$350,000	\$0	\$70,000	6/30/17
2011034	GIS VIEWER AND CONFIGURATION	\$60,000	\$0	\$60,000	6/30/15
2012004	STONEHILL MH REHAB PROGRAM	\$190,925	\$155,108	\$151,107	7/30/14
2012007	LOWER SALADA LS VENTILATION UNIT REPLACEMENT	\$96,131	\$17,546	\$92,882	2/28/15
2012008	REGIONAL LS VENTILATION UNIT REPLACEMENT	\$93,157	\$17,520	\$89,908	2/28/15
2012009	BEACON HILL PS PUMP/GENERATOR REPLACEMENT	\$611,098	\$96,137	\$75,000	11/20/15
2012013	FIELD GIS - VALVE TURNING DATA SOFTWARE	\$40,000	\$0	\$40,000	6/30/15
2012021	REGIONAL LIFT STATION PUMPS 2&4 REPLACEMENT	\$358,640	\$278,882	\$320,000	11/30/15
2012024	UPPER SALADA LF AUX. GENERATOR REPLACEMENT	\$401,102	\$31,672	\$375,000	11/21/16
2012037	OSO PKWY 12"RW MAIN RELOCT	\$244,898	\$0	\$244,898	6/30/15
2013001	EAST ALISO CREEK RES RECOAT & IMPROV	\$2,550,000	\$1,142,540	\$2,538,315	9/30/15
2013002	MATHIS RW RES RECOAT & IMPROVE	\$800,000	\$0	\$50,000	4/30/17
2013003	SOUTH RIDGE RW RES RECOAT & IMPROV	\$600,000	\$380,477	\$587,361	4/30/15
2013004	REGIONAL LS FORCE MAIN REPLACEMENT	\$2,500,000	\$59,990	\$100,000	12/30/16
2013005	LOWER SALADA LS FORCE MAIN REPLACEMENT	\$2,500,000	\$40,000	\$100,000	12/30/15
2013007	3A ETM REPLACEMENT - COUNTY OF ORANGE PHASE VII	\$246,372	\$22,437	\$246,372	12/31/16
2013010	GALLUP SEWER REPLACEMENT	\$340,000	\$3,475	\$40,000	4/24/15
2013011	WOOD CANYON POTABLE RES RECOAT & IMPR	\$800,000	\$582,190	\$800,000	10/31/14
	SCWD/JRWSS CAPITAL PROJECT	\$13,912,287	\$115,988	\$1,406,337	6/30/15
	2014/2015 SOCWA CAPITAL PC 2(R)	\$12,455,658	\$293,415	\$2,401,827	6/30/15

**TABLE B-1
MOULTON NIGUEL WATER DISTRICT
FY 2015-16 BUDGET**

FY 2014-15 PROJECTS AND BUDGET, AS ADOPTED AND AMENDED					
PROJECT NUMBER	PROJECT DESCRIPTION	TOTAL PROJECT BUDGET	EXPENDED FROM INCEPTION TO DATE	FY 2014-15 ADOPTED BUDGET	ESTIMATED COMPLETION DATE
	2014/2015 SOCWA PC 5	\$13,268,471	\$0	\$2,646,525	6/30/15
	2014/2015 SOCWA PC 3A(R)	\$165,125	\$99,719	\$0	6/30/15
	2014/2015 SOCWA CAPITAL PC 15(R)	\$6,438,826	\$319,169	\$695,344	6/30/15
	2014/2015 SOCWA CAPITAL PC 17(R)	\$28,808,457	\$1,362,071	\$5,252,229	6/30/15
2014001	BEAR BRAND RES RECOATING & SAFETY	\$770,000	\$0	\$20,000	6/30/15
2014002	DEL AVION LS AUXILIARY GENERATOR REPLACEMENT	\$630,000	\$0	\$50,000	6/30/15
2014003	DEL AVION LS WET WELL COATING REHAB	\$70,000	\$20,459	\$70,000	6/30/15
2014004	ENCANTAMAR 16" ABANDONMENT	\$75,000	\$0	\$75,000	6/30/15
2014005	UTILITY MAIN BREAKERS REPLACEMENTS	\$100,000	\$43,573	\$100,000	6/30/15
2014006	UPPER SALADA LS HEADER REPLACEMENT	\$133,363	\$15,128	\$133,363	6/30/15
2014007	LA SIENA MAINLINE REPLACEMENT	\$699,165	\$49,867	\$699,165	6/30/15
2014008	2014-15 VALVE REPLACEMENT	\$655,037	\$28,993	\$655,037	6/30/15
2014009	2014-15 MH REHABILITATION	\$350,000	\$1,354	\$350,000	6/30/15
UP1415RR	UNANTICIPATED PROJECTS FUND 7	\$17,777	\$0	\$17,777	6/30/15
<i>Fund 7 Total</i>		<i>\$102,653,919</i>	<i>\$10,839,734</i>	<i>\$23,835,331</i>	
WATER SUPPLY RELIABILITY FUND (WSR) (FUND 12)					
2006071	BAKER PIPELINE REGIONAL TREATMENT PLANT	\$32,598,645	\$17,658,063	\$15,152,106	12/31/15
2006099	ETWD/MNWD INTERTIE W/30 DIEMER PI REIMBURSEMENT	(\$503,140)	\$11,098	(\$501,184)	6/30/15
2006099	ETWD/MNWD INTERTIE W/30 DIEMER PI	\$503,140	\$11,098	\$501,184	6/30/15
2014010	FY 2014-15 RW RETROFITS	\$150,000	\$54,389	\$150,000	6/30/15
2014011	RECYCLED WATER SYSTEM EXTENSION	\$3,080,000	\$64,366	\$150,000	6/30/17
<i>Fund 12 Total</i>		<i>\$35,828,645</i>	<i>\$17,799,013</i>	<i>\$15,452,106</i>	

**TABLE B-1
MOULTON NIGUEL WATER DISTRICT
FY 2015-16 BUDGET**

FY 2014-15 PROJECTS AND BUDGET, AS ADOPTED AND AMENDED					
PROJECT NUMBER	PROJECT DESCRIPTION	TOTAL PROJECT BUDGET	EXPENDED FROM INCEPTION TO DATE	FY 2014-15 ADOPTED BUDGET	ESTIMATED COMPLETION DATE
<i>PLANNING & CONSTRUCTION FUND (P&C) (FUND 14)</i>					
2010003	KITE HILL P.R. RELOCATION	\$400,000	\$327,354	\$106,254	7/30/14
2011038	E ALISO CRK RES RECIRCULATION SYST	\$141,000	\$89,019	\$51,981	9/30/14
2012028	GENERATOR AT BEAR BRAND RESERVOIR	\$72,029	\$14,305	\$67,576	11/30/15
2012029	GENERATOR AT BRIDLEWOOD TAKEOUT	\$75,440	\$14,305	\$71,287	11/30/15
2012030	GENERATOR AT MARGUERITE RESERVOIR	\$92,825	\$14,305	\$88,672	11/30/15
2012031	GENERATOR AT MATHIS RES PS	\$61,403	\$14,305	\$57,250	11/30/15
2012033	GENERATOR AT SEVILLE RESERVOIR	\$68,568	\$14,305	\$64,415	11/30/15
2012034	LA PAZ/MOLTON PW SYSTEM RECONFIGURATION	\$530,000	\$499,344	\$330,000	4/30/15
2014012	HIDDEN HILLS VILLAGE EASEMENT REHAB	\$240,000	\$0	\$50,000	6/30/15
2014013	PRADERA 850 ZONE LOOP	\$240,000	\$2,806	\$50,000	6/30/15
2014014	RECYCLED MASTER PLAN	\$300,000	\$0	\$150,000	6/30/16
2014015	DISTRICT HEADQUARTERS	\$23,000,000	\$284,301	\$7,000,000	6/30/17
2014016	ROLLING HILLS CATHODIC PROTECTION	\$21,565	\$21,565	\$21,565	6/30/15
2014018	FLORES AVE 8-INCH WATER INST	\$25,000	\$15,435	\$25,000	6/30/16
UP1415PC	UNANTICIPATED PROJECTS FUND 14	\$23,435	\$0	\$23,435	6/30/15
<i>Fund 14 Total</i>		<i>\$25,291,265</i>	<i>\$1,311,348</i>	<i>\$8,157,433</i>	
<i>Total</i>		\$163,773,829	\$29,950,095	\$47,444,870	

**TABLE B-2
MOULTON NIGUEL WATER DISTRICT
FY 2015-16 BUDGET**

CLOSED FY 2014-15 PROJECTS						
PROJECT NUMBER	PROJECT DESCRIPTION	TOTAL PROJECT BUDGET	EXPENDED FROM INCEPTION TO DATE	FY 2014-15 ADOPTED BUDGET	ESTIMATED PROJECT COSTS FOR FY 2014-15	ESTIMATED PROJECT SAVINGS
<i>REPLACEMENT & REFURBISHMENT FUND (R&R) (FUND 07)</i>						
2009167	GEODATABASE REDEVELOPMENT	\$150,000	\$85,987	\$68,338	\$0	\$64,013
2010033	NEW DISTRICT ENTERPRISE SOFTWARE	\$3,375,000	\$2,731,854	\$1,308,768	\$861,020	\$300,000
2011011	INSPECT 54 CIP LINE ANTONIA-BRIDL	\$268,788	\$248,788	\$20,000	\$0	\$20,000
2011014	SEISMIC & STRUCTURAL ASSESS STEEL	\$217,192	\$198,841	\$34,223	\$12,218	\$18,351
2011031	EL NIGUEL RW LINE REHABILITATION	\$400,000	\$436,603	\$142,959	\$4,915	-\$36,603
2012004	STONEHILL MH REHAB PROGRAM	\$190,925	\$155,108	\$151,107	\$62	\$35,817
2012007	LOWER SALADA LS VENTILATION UNIT REPLACEMENT	\$96,131	\$17,546	\$92,882	\$93,297	-\$415
2012008	REGIONAL LS VENTILATION UNIT REPLACEMENT	\$93,157	\$17,520	\$89,908	\$90,271	-\$363
2012013	FIELD GIS - VALVE TURNING DATA SOFTWARE	\$40,000	\$0	\$40,000	\$40,000	\$0
2012021	REGIONAL LIFT STATION PUMPS 2&4 REPLACEMENT	\$358,640	\$278,882	\$320,000	\$337,342	-\$20,242
2013003	SOUTH RIDGE RW RES RECOAT & IMPROV	\$600,000	\$380,477	\$587,361	\$566,252	\$19,523
2013007	3A ETM REPLACEMENT - COUNTY OF ORANGE PHASE VII	\$246,372	\$22,437	\$246,372	\$29,837	\$193,935
2013011	WOOD CANYON POTABLE RES RECOAT & IMPR	\$800,000	\$582,190	\$800,000	\$582,190	\$217,810
2014009	2014-15 MH REHABILITATION	\$350,000	\$1,354	\$350,000	\$151,354	\$198,646
	SCWD/JRWSS CAPITAL PROJECT	N/A	N/A	\$1,406,337	\$115,988	N/A
	2014/2015 SOCWA CAPITAL PC 2(R)	N/A	N/A	\$2,401,827	\$293,415	N/A
	2014/2015 SOCWA PC 5	N/A	N/A	\$2,646,525	\$0	N/A
	2014/2015 SOCWA PC 3A(R)	N/A	N/A	\$0	\$99,719	N/A
	2014/2015 SOCWA CAPITAL PC 15(R)	N/A	N/A	\$695,344	\$319,169	N/A
	2014/2015 SOCWA CAPITAL PC 17(R)	N/A	N/A	\$5,252,229	\$1,362,071	N/A
UP1415RR	UNANTICIPATED PROJECTS FUND 7	\$250,000	\$0	\$17,777	\$0	N/A
<i>Fund 7 Total</i>		<i>\$7,436,205</i>	<i>\$5,157,586</i>	<i>\$16,671,956</i>	<i>\$4,959,120</i>	<i>\$1,010,473</i>
<i>WATER SUPPLY RELIABILITY FUND (WSR) (FUND 12)</i>						
2014010	FY 2014-15 RW RETROFITS	\$150,000	\$54,389	\$150,000	\$54,389	\$95,611
<i>Fund 12 Total</i>		<i>\$150,000</i>	<i>\$54,389</i>	<i>\$150,000</i>	<i>\$54,389</i>	<i>\$95,611</i>
<i>PLANNING & CONSTRUCTION FUND (P&C) (FUND 14)</i>						
2010003	KITE HILL P.R. RELOCATION	\$400,000	\$327,354	\$106,254	\$0	\$72,646
2012034	LA PAZ/MOLTON PW SYSTEM RECONFIGURATION	\$530,000	\$499,344	\$330,000	\$470,202	\$30,656
2014014	RECYCLED MASTER PLAN	\$300,000	\$0	\$150,000	\$0	\$0
2014016	ROLLING HILLS CATHODIC PROTECTION	\$21,565	\$21,565	\$21,565	6/30/15	\$0
2014017	DUNKIN DONUT VALVE INSTALLN	\$0	\$18,850	\$18,850	\$18,850	\$0
UP1415PC	UNANTICIPATED PROJECTS FUND 14	\$23,435	\$0	\$4,585	\$0	N/A
<i>Fund 14 Total</i>		<i>\$1,275,000</i>	<i>\$867,113</i>	<i>\$631,254</i>	<i>\$531,237</i>	<i>\$103,302</i>
<i>Total</i>		<i>\$8,861,204.76</i>	<i>\$6,079,087.26</i>	<i>\$17,453,210.24</i>	<i>\$5,544,745.78</i>	<i>\$1,209,387</i>

**TABLE B-3
MOULTON NIGUEL WATER DISTRICT
FY 2015-16 BUDGET**

FY 2014-15 PROJECTS CARRIED TO FY 2015-16						
PROJECT NUMBER	PROJECT DESCRIPTION	TOTAL PROJECT BUDGET	EXPENDED FROM INCEPTION TO DATE	FY 2014-15 ADOPTED BUDGET	ESTIMATED PROJECT COSTS FOR FY 2014-15	PROJECT STATUS
<i>REPLACEMENT & REFURBISHMENT FUND (R&R) (FUND 07)</i>						
2006038	REPLACE DIGITAL LINES W/WIRELESS N	\$2,100,781	\$1,538,454	\$400,000	\$37,673	DESIGN
2009115	SAN JUAN CREEK 30 EFFLUENT TM	\$2,900,000	\$179,772	\$311,530	\$37,497	DESIGN
2009115	SAN JUAN CREEK 30 EFFLUENT TM - SMWD REIMBURSEMENT	(\$550,000)	(\$89,886)	(\$275,000)	\$0	REIMBURSEMENT
2010018	MATHIS-OSO BY-PASS	\$778,670	\$51,055	\$749,930	\$200,000	CONSTRUCTION
2011010	HILLARY PRS REPLACEMENT	\$350,000	\$37,021	\$100,000	\$0	DESIGN
2011012	LARGO PRS REPLACEMENT	\$350,000	\$36,829	\$100,000	\$0	DESIGN
2011015	WILKES PRS REPLACEMENT	\$350,000	\$36,697	\$100,000	\$0	DESIGN
2011016	PLC PANEL REPLACEMENT	\$632,000	\$328,913	\$221,136	\$112,073	CONSTRUCTION
2011033	ASSET MANAGEMENT PROGRAM/CMMS	\$350,000	\$0	\$70,000	\$0	PLANNING
2011034	GIS VIEWER AND CONFIGURATION	\$60,000	\$0	\$60,000	\$0	PLANNING
2012009	BEACON HILL PS PUMP/GENERATOR REPLACEMENT	\$611,098	\$96,137	\$75,000	\$53,664	CONSTRUCTION
2012024	UPPER SALADA LF AUX. GENERATOR REPLACEMENT	\$401,102	\$31,672	\$375,000	\$2,222	DESIGN
2012037	OSO PKWY 12"RW MAIN RELOCT	\$244,898	\$0	\$244,898	\$150,000	CONSTRUCTION
2013001	EAST ALISO CREEK RES RECOAT & IMPROV	\$2,550,000	\$1,142,540	\$2,538,315	\$1,525,193	CONSTRUCTION
2013002	MATHIS RW RES RECOAT & IMPROVE	\$800,000	\$0	\$50,000	\$20,000	DESIGN
2013004	REGIONAL LS FORCE MAIN REPLACEMENT	\$2,500,000	\$59,990	\$100,000	\$25,530	DESIGN
2013005	LOWER SALADA LS FORCE MAIN REPLACEMENT	\$2,500,000	\$40,000	\$100,000	\$22,580	DESIGN
2013010	GALLUP SEWER REPLACEMENT	\$340,000	\$3,475	\$40,000	\$40,000	DESIGN
2014001	BEAR BRAND RES RECOATING & SAFETY	\$770,000	\$0	\$20,000	\$42,185	DESIGN
2014002	DEL AVION LS AUXILIARY GENERATOR REPLACEMENT	\$630,000	\$0	\$50,000	\$20,000	DESIGN
2014003	DEL AVION LS WET WELL COATING REHAB	\$70,000	\$20,459	\$70,000	\$120,459	CONSTRUCTION
2014004	ENCANTAMAR 16" ABANDONMENT	\$75,000	\$0	\$75,000	\$0	DESIGN
2014005	UTILITY MAIN BREAKERS REPLACEMENTS	\$100,000	\$43,573	\$100,000	\$43,573	DESIGN
2014006	UPPER SALADA LS HEADER REPLACEMENT	\$133,363	\$15,128	\$133,363	\$130,128	CONSTRUCTION
2014008	2014-15 VALVE REPLACEMENT	\$655,037	\$28,993	\$655,037	\$228,993	CONSTRUCTION
<i>Fund 7 Total</i>		<i>\$19,701,949</i>	<i>\$3,600,821</i>	<i>\$6,464,209</i>	<i>\$2,811,769</i>	
<i>WATER SUPPLY RELIABILITY FUND (WSR) (FUND 12)</i>						
2006071	BAKER PIPELINE REGIONAL TREATMENT PLANT	\$32,598,645	\$17,658,063	\$15,152,106	\$13,085,427	CONSTRUCTION
2006099	ETWD/MNWD INTERTIE W/30 DIEMER PI REIMBURSEMENT	(\$503,140)	\$11,098	(\$501,184)	(\$249,142)	REIMBURSEMENT
2006099	ETWD/MNWD INTERTIE W/30 DIEMER PI	\$503,140	\$11,098	\$501,184	\$249,142	CONSTRUCTION
2014011	RECYCLED WATER SYSTEM EXTENSION	\$3,080,000	\$64,366	\$150,000	\$64,366	DESIGN
<i>Fund 12 Total</i>		<i>\$35,678,645</i>	<i>\$17,744,624</i>	<i>\$15,302,106</i>	<i>\$13,149,793</i>	

**TABLE B-3
MOULTON NIGUEL WATER DISTRICT
FY 2015-16 BUDGET**

FY 2014-15 PROJECTS CARRIED TO FY 2015-16						
PROJECT NUMBER	PROJECT DESCRIPTION	TOTAL PROJECT BUDGET	EXPENDED FROM INCEPTION TO DATE	FY 2014-15 ADOPTED BUDGET	ESTIMATED PROJECT COSTS FOR FY 2014-15	PROJECT STATUS
<i>PLANNING & CONSTRUCTION FUND (P&C) (FUND 14)</i>						
2011038	E ALISO CRK RES RECIRCULATION SYST	\$141,000	\$89,019	\$51,981	\$0	CONSTRUCTION
2012028	GENERATOR AT BEAR BRAND RESERVOIR	\$72,029	\$14,305	\$67,576	\$7,713	CONSTRUCTION
2012029	GENERATOR AT BRIDLEWOOD TAKEOUT	\$75,440	\$14,305	\$71,287	\$7,713	CONSTRUCTION
2012030	GENERATOR AT MARGUERITE RESERVOIR	\$92,825	\$14,305	\$88,672	\$7,713	CONSTRUCTION
2012031	GENERATOR AT MATHIS RES PS	\$61,403	\$14,305	\$57,250	\$7,713	CONSTRUCTION
2012033	GENERATOR AT SEVILLE RESERVOIR	\$68,568	\$14,305	\$64,415	\$7,713	CONSTRUCTION
2014012	HIDDEN HILLS VILLAGE EASEMENT REHAB	\$240,000	\$0	\$50,000	\$20,000	DESIGN
2014013	PRADERA 850 ZONE LOOP	\$240,000	\$2,806	\$50,000	\$32,806	DESIGN
2014015	DISTRICT HEADQUARTERS	\$23,000,000	\$284,301	\$7,000,000	\$284,301	DESIGN
2014018	FLORES AVE 8-INCH WATER INST	\$25,000	\$15,435	\$25,000	\$45,435	DESIGN
<i>Fund 14 Total</i>		<i>\$24,016,265</i>	<i>\$463,085</i>	<i>\$7,526,180</i>	<i>\$421,106</i>	
<i>Total</i>		\$79,396,859	\$21,808,530	\$29,292,495	\$16,382,668	

Appendix C
Proposed 2015-16 Budget

**TABLE C-1
MOULTON NIGUEL WATER DISTRICT
FY 2015-16 BUDGET**

PROPOSED FY 2015-16 PROJECTS					
PROJECT NUMBER	PROJECT DESCRIPTION	TOTAL PROJECT BUDGET	EXPENDED FROM INCEPTION TO FY 2014-15	FY 2015-16 PROPOSED BUDGET	ESTIMATED COMPLETION DATE
<i>WATER EFFICIENCY FUND (FUND 06)</i>					
2014010	ALISO VILLAGE RW EXTENSION	\$150,000	\$54,389	\$95,611	6/30/16
2014011	RECYCLED WATER SYSTEM EXTENSION	\$3,080,000	\$64,366	\$1,500,000	6/30/17
	FY 2015-16 RW RETROFITS	\$100,000	\$0	\$100,000	6/30/16
<i>Fund 6 Total</i>		<i>\$3,330,000</i>	<i>\$118,754</i>	<i>\$1,695,611</i>	
<i>REPLACEMENT & REFURBISHMENT FUND (R&R) (FUND 07)</i>					
2006038	REPLACE DIGITAL LINES W/WIRELESS N	\$2,100,000	\$1,538,454	\$561,546	6/30/16
2009115	SAN JUAN CREEK 30 EFFLUENT TM	\$3,600,000	\$199,772	\$1,600,228	6/30/17
2009115	SAN JUAN CREEK 30 EFFLUENT TM - SMWD REIMBUSEMENT	(\$900,000)	\$0	(\$450,000)	6/30/17
2010018	MATHIS-OSO BY-PASS	\$778,670	\$251,055	\$527,615	12/30/15
2011010	HILLARY PRS REPLACEMENT	\$460,000	\$37,021	\$422,979	6/30/16
2011012	LARGO PRS REPLACEMENT	\$460,000	\$36,829	\$423,171	6/30/16
2011015	WILKES PRS REPLACEMENT	\$460,000	\$36,697	\$423,303	6/30/16
2011016	PLC PANEL REPLACEMENT	\$440,000	\$328,913	\$111,087	6/30/16
2011033	ASSET MANAGEMENT PROGRAM/CMMS	\$430,000	\$0	\$150,000	6/30/18
2011034	GIS VIEWER AND CONFIGURATION	\$60,000	\$0	\$60,000	6/30/16
2012009	BEACON HILL PS PUMP/GENERATOR REPLACEMENT	\$675,000	\$96,137	\$578,863	12/30/15
2012012	FIELD GIS - SEWER LINE CLEANING & MH	\$40,000	\$0	\$40,000	6/30/16
2012024	UPPER SALADA LS AUX. GENERATOR REPLACEMENT	\$650,000	\$31,672	\$100,000	6/30/17
2012037	OSO PKWY 12"RW MAIN RELOCT	\$244,898	\$150,000	\$94,898	12/30/15
2013001	EAST ALISO CREEK RES RECOAT & IMPROV	\$2,550,000	\$1,542,540	\$1,007,460	12/30/15
2013002	MATHIS RW RES RECOAT & IMPROVE	\$800,000	\$20,000	\$780,000	6/30/16
2013004	REGIONAL LS FORCE MAIN REPLACEMENT	\$8,900,000	\$59,990	\$100,000	6/30/22
2013005	LOWER SALADA LS FORCE MAIN REPLACEMENT	\$5,900,000	\$40,000	\$200,000	6/30/20
2013010	GALLUP SEWER REPLACEMENT	\$340,000	\$43,475	\$296,525	12/30/15
2014001	BEAR BRAND RES RECOATING & SAFETY	\$865,000	\$20,000	\$845,000	6/30/16
2014002	DEL AVION LS AUXILIARY GENERATOR REPLACEMENT	\$630,000	\$20,000	\$300,000	6/30/17
2014003	DEL AVION LS WET WELL COATING REHAB	\$125,000	\$120,459	\$4,541	8/31/15
2014004	ENCANTAMAR 16" ABANDONMENT	\$90,665	\$0	\$90,665	8/31/15
2014005	UTILITY MAIN BREAKERS REPLACEMENTS	\$170,000	\$43,573	\$126,427	6/30/16
2014006	UPPER SALADA LS HEADER REPLACEMENT	\$133,363	\$130,128	\$3,235	8/31/15
2014007	LA SIENA MAINLINE REPLACEMENT	\$699,165	\$649,867	\$49,298	8/31/15
2014008	2014-15 VALVE REPLACEMENT	\$655,037	\$228,993	\$426,044	10/31/15

**TABLE C-1
MOULTON NIGUEL WATER DISTRICT
FY 2015-16 BUDGET**

PROPOSED FY 2015-16 PROJECTS					
PROJECT NUMBER	PROJECT DESCRIPTION	TOTAL PROJECT BUDGET	EXPENDED FROM INCEPTION TO FY 2014-15	FY 2015-16 PROPOSED BUDGET	ESTIMATED COMPLETION DATE
2014012	HIDDEN HILLS VILLAGE EASEMENT REHAB	\$380,000	\$20,000	\$360,000	6/30/16
	2015-16 VALVE REPLACEMENT	\$1,000,000	\$0	\$1,000,000	10/31/16
	ALISO CREEK LS REHABILITATION	\$270,000	\$0	\$50,000	12/30/17
	CROWN VALLEY RW RES 1 AND 2 RECOAT & SAFETY	\$1,480,000	\$0	\$50,000	12/30/17
	FY2015-16 MH REHABILITATION	\$250,000	\$0	\$250,000	6/30/16
	I.D. 1 MASTER METER RELOCATION	\$600,000	\$0	\$60,000	6/30/18
	LA PAZ TRAIL CROSS WW SIPHON REPAIR	\$325,000	\$0	\$100,000	6/30/17
	LINDA VISTA DR SEWER LINING	\$450,000	\$0	\$75,000	6/30/17
	LOWER BOUNDARY OAK LS UPGRADE	\$410,000	\$0	\$50,000	6/30/17
	NATIONAL PARK SEWER LINING	\$300,000	\$0	\$75,000	6/30/17
	PALMS APTS EASEMENT PW LINE REPLACEMENT	\$350,000	\$0	\$50,000	6/30/17
	PASEO DE VALENCIA 24" RR CROSS ABAND	\$150,000	\$0	\$25,000	6/30/16
	RESERVOIR MANAGEMENT SYSTEMS REFURBISHMENT	\$6,200,000	\$0	\$100,000	6/30/22
	SADDLEBACK PS AUX PUMP & ENGINE REPLACE	\$1,235,000	\$0	\$50,000	6/30/17
JRWSS	SCWD/JRWSS CAPITAL PROJECT	\$13,336,378	\$0	\$1,065,274	6/30/16
SMWD	PLANT 3A IMPROVEMENTS	\$12,335,357	\$0	\$1,629,754	6/30/16
SOCWA	2015/2016 SOCWA CAPITAL PC 2(R)	\$14,632,161	\$0	\$3,461,955	6/30/16
SOCWA	2015/2016 SOCWA CAPITAL PC 15(R)	\$9,829,078	\$0	\$704,615	6/30/16
SOCWA	2015/2016 SOCWA CAPITAL PC 17(R)	\$36,116,121	\$0	\$8,090,343	6/30/16
SMWD	SMWD CAPITAL PROJECTS-JOINT FACILITIES	\$186,000	\$0	\$186,000	6/30/16
UP1415RR	UNANTICIPATED PROJECTS FUND 7	\$300,000	\$0	\$300,000	6/30/16
<i>Fund 7 Total</i>		\$131,491,893	\$5,645,574	\$26,605,825	
WATER SUPPLY RELIABILITY FUND (WSR) (FUND 12)					
2006071	BAKER PIPELINE REGIONAL TREATMENT PLANT	\$32,598,645	\$22,658,063	\$8,940,582	6/30/17
2006099	ETWD/MNWD INTERTIE W/30 DIEMER PI	\$503,140	\$251,098	\$252,042	12/30/15
2006099	ETWD/MNWD INTERTIE W/30 DIEMER PI REIMBURSEMENT	(\$503,140)	(\$251,098)	(\$252,042)	12/30/15
<i>Fund 12 Total</i>		\$32,598,645	\$22,658,063	\$8,940,582	
PLANNING & CONSTRUCTION FUND (P&C) (FUND 14)					
2011038	E ALISO CRK RES RECIRCULATION SYST	\$141,000	\$89,019	\$51,981	12/30/15
2012028	GENERATOR AT BEAR BRAND RESERVOIR	\$72,029	\$14,305	\$57,724	8/31/15
2012029	GENERATOR AT BRIDLEWOOD TAKEOUT	\$75,440	\$14,305	\$61,135	8/31/15
2012030	GENERATOR AT MARGUERITE RESERVOIR	\$92,825	\$14,305	\$78,520	8/31/15
2012031	GENERATOR AT MATHIS RES PS	\$61,403	\$14,305	\$47,098	8/31/15

**TABLE C-1
MOULTON NIGUEL WATER DISTRICT
FY 2015-16 BUDGET**

PROPOSED FY 2015-16 PROJECTS					
PROJECT NUMBER	PROJECT DESCRIPTION	TOTAL PROJECT BUDGET	EXPENDED FROM INCEPTION TO FY 2014-15	FY 2015-16 PROPOSED BUDGET	ESTIMATED COMPLETION DATE
2012033	GENERATOR AT SEVILLE RESERVOIR	\$68,568	\$14,305	\$54,263	8/31/15
2014013	PRADERA 850 ZONE LOOP	\$370,000	\$32,806	\$337,194	6/30/16
2014015	DISTRICT HEADQUARTERS	\$23,000,000	\$284,301	\$8,000,000	6/30/18
2014018	FLORES AVE 8-INCH WATER INST	\$300,000	\$45,435	\$254,565	6/30/16
	2015-16 NEW SYSTEM VALVES	\$150,000	\$0	\$150,000	6/30/16
	FALL PROTECTION SYSTEM - PW RESERVOIRS	\$240,000	\$0	\$240,000	6/30/16
	FALL PROTECTION SYSTEM - RW RESERVOIRS	\$40,000	\$0	\$40,000	6/30/16
	AMI PHASE I - POTABLE IRRIG METERS	\$411,000	\$0	\$25,000	6/30/17
	AMI PHASE I - RW IRRIG METERS	\$411,000	\$0	\$25,000	6/30/17
UP1415PC	UNANTICIPATED PROJECTS FUND 14	\$150,000	\$0	\$150,000	6/30/16
<i>Fund 14 Total</i>		<i>\$25,583,265</i>	<i>\$523,085</i>	<i>\$9,572,481</i>	
<i>Total</i>		\$193,003,803	\$28,945,476	\$46,814,499	

Appendix D
Project Descriptions

DISTRICT-WIDE PROJECTS

Capital Improvement Program – Project Description

Project No: 2011.016

System: District Overall

Fund: 7

Project Name: *Programmable Logic Controller (PLC) Panel Replacement*

Project Location: Various sites through the District

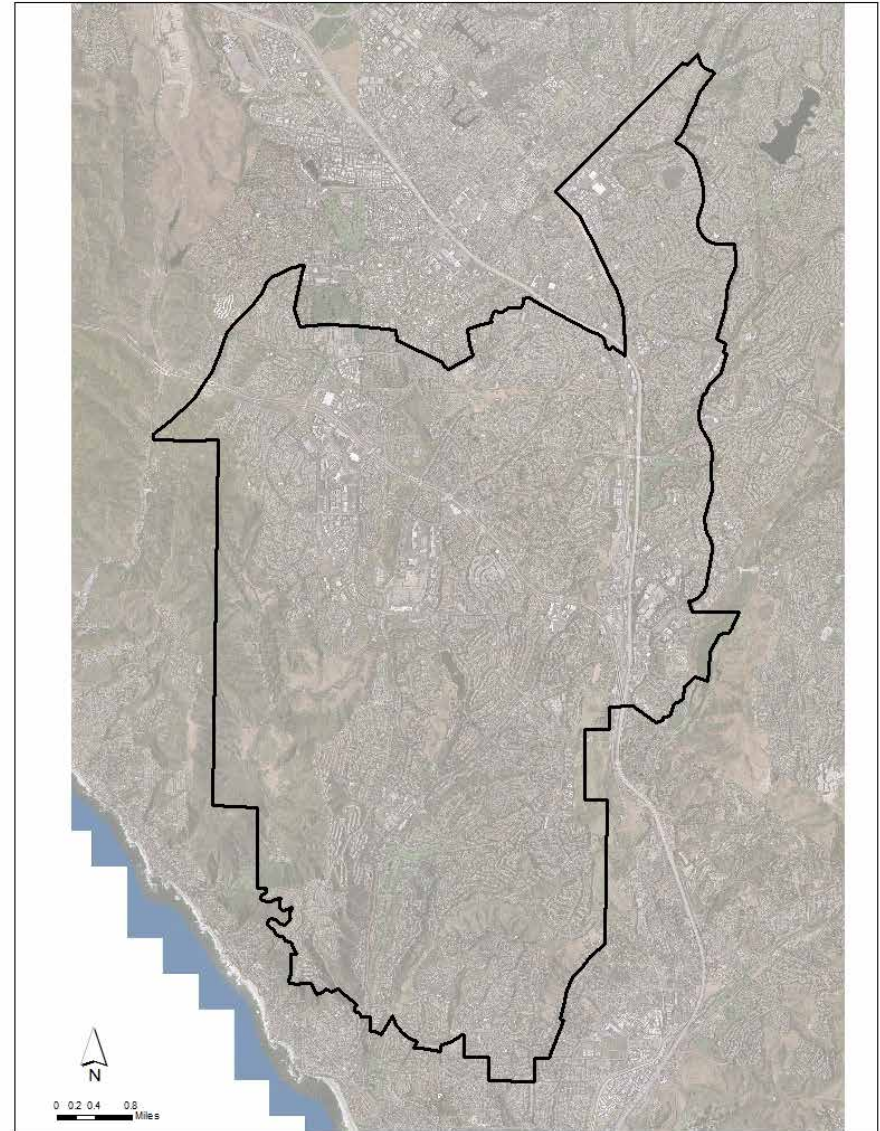
Project Description: The existing PLC panels will be replaced by Allen Bradley Compact Logic and Control Logic PLC panels that support Ethernet port-to-port communication.

Project Need: The District is currently in the process of installing a Wireless Network Communication System that will provide communication from the PLC panel through the SCADA System. The wireless network requires Ethernet ports to communicate between selected devices at these stations and the current PLC panels do not support Ethernet communications.

Project Status: In construction.

Estimated Project Amount:

Item	Estimated Cost
CEQA Compliance	exempt
Materials & Installation	\$440,000
Total Project Budget	\$440,000



Capital Improvement Program – Project Description

Project No: 2006.038

System: District Overall

Fund: 7

Project Name: Replace Digital Lines with Wireless Network

Project Location: District Wide

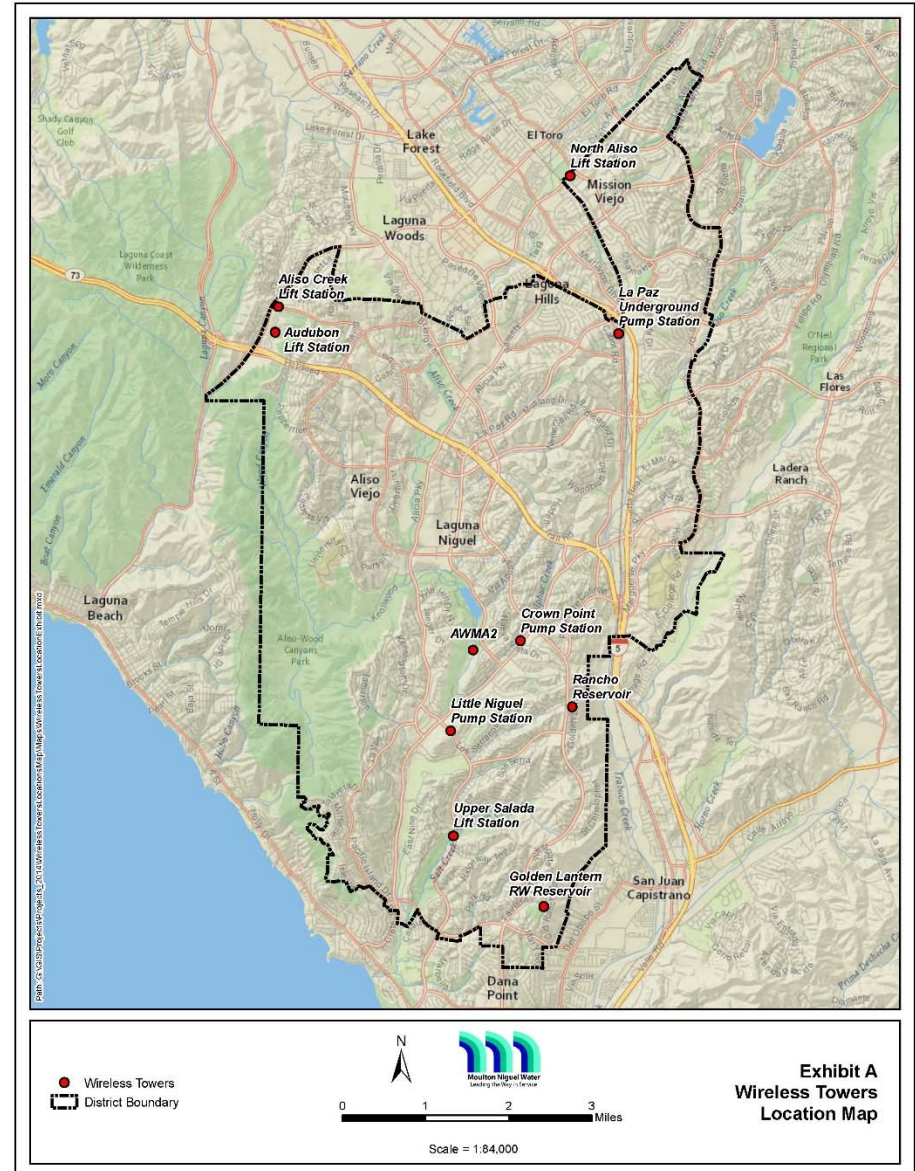
Project Description: The District is in the process of installing a wireless network for communication between various District facilities. Staff completed a majority of the installations with the remaining 10 sites requiring structural design due to pole requirements.

Project Need: In order to communicate with the various District facilities, a reliable network is needed. This wireless network replaces a failing digital lines network.

Project Status: In design and construction.

Estimated Project Amount:

Item	Estimated Cost
Design	\$100,000
CEQA Compliance	\$40,000
Construction Contract	\$360,000
Inspection	\$25,000
District Labor/Parts	\$1,575,000
Total Project Budget	\$2,100,000



Capital Improvement Program – Project Description

Project No: 2014-015

System: District Overall

Fund: 14

Project Name: District Headquarters

Project Location: TBD

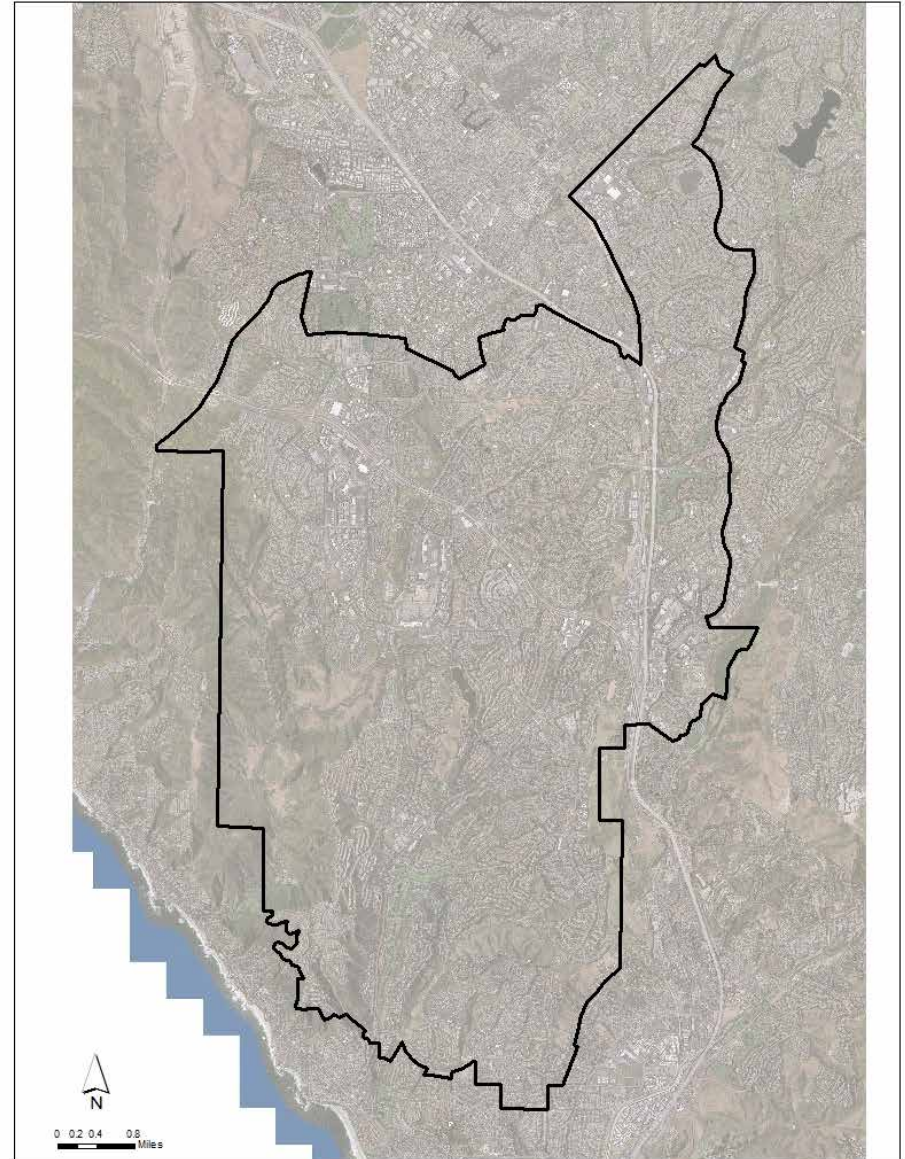
Project Description: Construct new or rebuild existing District administrative and operational facilities to support the needs and requirements for all District Departments.

Project Need: Currently, the District operates out of two offices (“Main Office” and “Maintenance Facility – 2A”). The existing facilities are in need of significant repair and/or expansion based on the size and condition of the current buildings. The District is evaluating options for constructing new facilities on existing sites or a potential new site, or rebuilding existing facilities at the current locations. The proposed project budget for either option is expected to be similar.

Project Status: In Planning/Proposed Project

Estimated Project Amount:

Item	Estimated Cost
Design	\$2,000,000
CEQA Compliance	\$500,000
Construction	\$20,500,000
Total Project Budget	\$23,000,000



Capital Improvement Program – Project Description

Project No: 2011.033

System: District Overall

Fund: 7

Project Name: Asset Management Program / CMMS

Project Location: District-wide

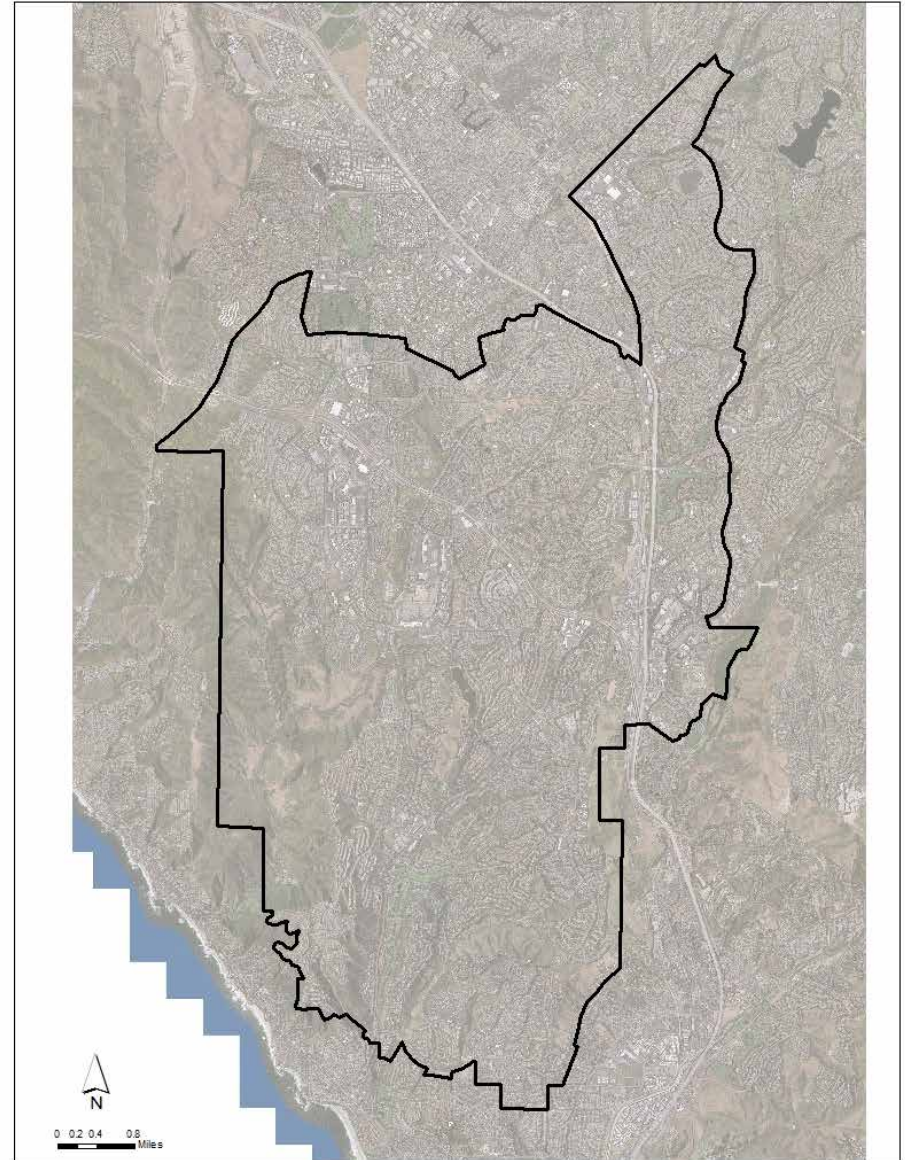
Project Description: Review existing Asset Management database – both structure and data – for accuracy and completeness. Identify and implement changes to software program, database, and data, to support advanced analysis for Replacement and Refurbishment (Fund 7) projects prioritization, Master Planning, and miscellaneous engineering and financial asset analyses.

Project Need: The District has previously utilized an Asset Management Program developed for the District by Brown and Caldwell. In support of the GIS Implementation Plan, the existing asset management database must be reviewed for content and completeness. Pertinent data must be migrated to the new GIS geodatabase, or linkages established between separate databases. Finally, the current program must be evaluated for future use, and other software packages reviewed for potential implementation. The Asset Management software, existing or new, will require configuration with the new GIS geodatabase, and workflows defined to assure that data and database linkages stay current.

Project Status: In planning

Estimated Project Amount:

Item	Estimated Cost
Design	\$50,000
Data Acquisition	\$100,000
Implementation	\$280,000
CEQA Compliance	Exempt
Total Project Budget	\$430,000



Capital Improvement Program – Project Description

Project No: 2011.077

System: District Overall

Fund: 14

Project Name: Moulton Peak Radio Tower Improvements

Project Location: Moulton Peak Reservoir, Aliso Viejo

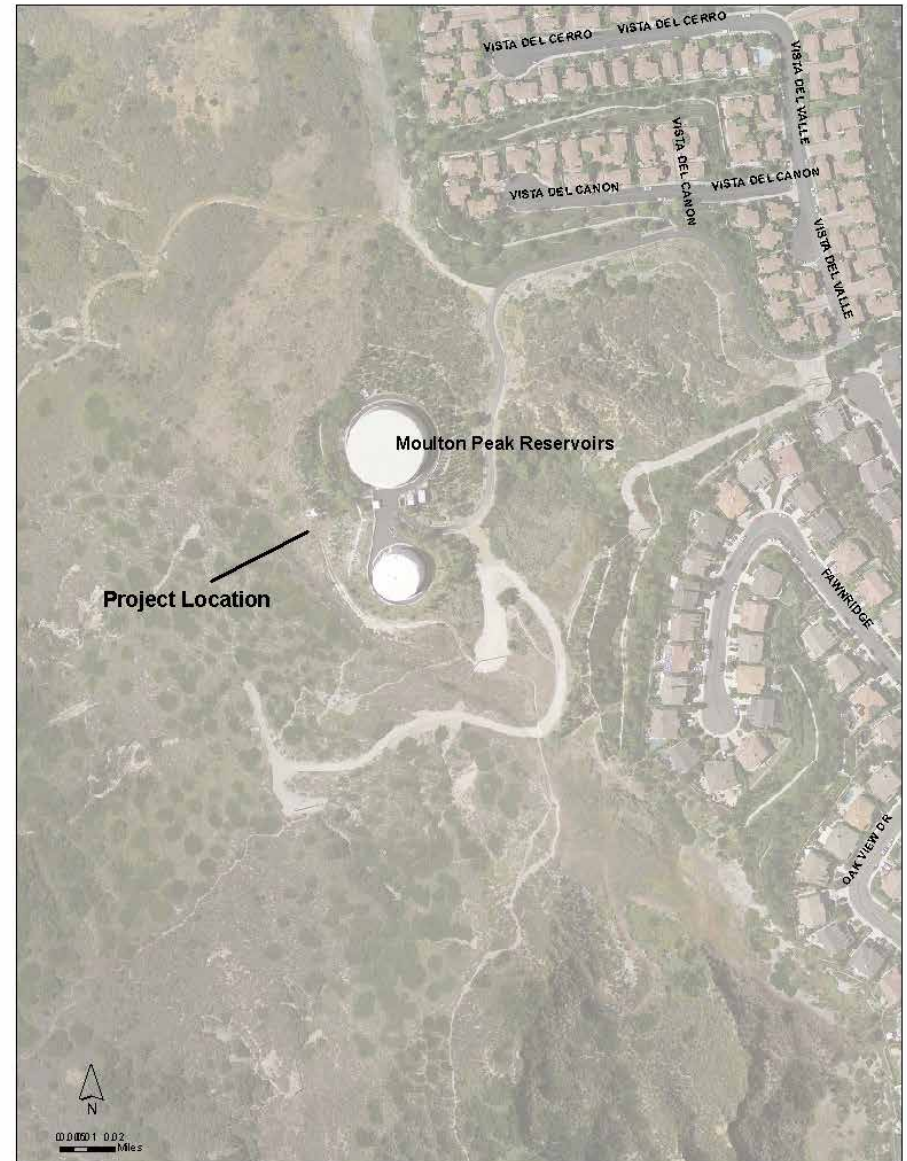
Project Description: Provide access to site, and provide turn around for vehicles (Tower is not currently accessible by vehicle). This will involve grading adjacent to ridgeline and coordination with the County for approval.

Project Need: The site was given to the District by COX Communication. The District has installed a vital communication system between the Main Office and Plant 2A on this site. There is no safe vehicle access to maintain and repair equipment.

Project Status: In planning.

Estimated Project Amount:

Item	Estimated Cost
Design	\$40,000
CEQA Compliance	\$30,000
Geotechnical	\$10,000
Construction Contract	\$135,000
Inspection/Other	\$20,000
Total Project Budget	\$235,000



Capital Improvement Program – Project Description

Project No: 2011.034

System: District Overall

Fund: 7

Project Name: *GIS Viewer and Configuration*

Project Location: District-wide

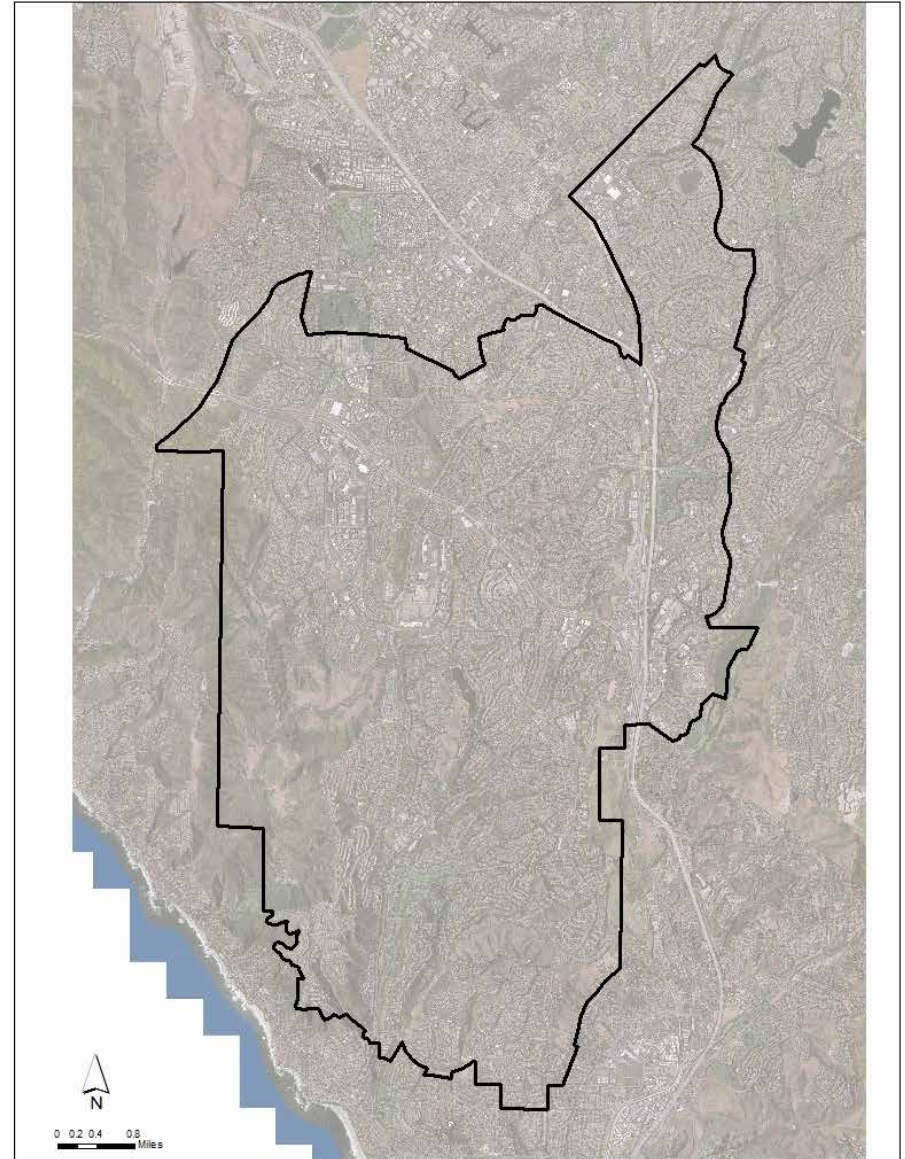
Project Description: Select, install, and configure a new GIS Viewer application for use across the District.

Project Need: As part of the GIS Implementation Plan, certain business needs have been identified throughout the District. There is a need for a new GIS Viewer that can be used across the District and allow for easy user interface, access to District asset data, display and reporting linkages between District databases, and advanced linkage and display of record drawings for customer service, operations and engineering, in order to support day-to-day operations.

Project Status: In planning.

Estimated Project Amount:

Item	Estimated Cost
Configuration	\$25,000
Software Acquisition	\$35,000
CEQA Compliance	Exempt
Total Project Budget	\$60,000



Capital Improvement Program – Project Description

Project No: 2011.024

System: District Overall

Fund: 7

Project Name: *Document Management/Paperless Agenda Project*

Project Location: MNWD Main Office, 27500 La Paz Road, Laguna Niguel

Project Description:

- Update computer hardware and software for agenda distribution, meeting notes, document management and legislative management action items
- Computerize equipment for recording all District meetings and provide live and website streaming, allowing a direct link to each agenda item
- Automated Staff Report workflow, enhanced web posting of meeting agendas and attached Staff Reports, electronic delivery of agenda to Board Members
- Manage meeting minutes during meeting with action notes linked to each agenda item
- Utilize LED monitor technology and touch screen monitors or small touch screen devices for meeting presentations, updated microphone and audio switching equipment. Include digital speaker queue, vote and roll call automation.

Project Need:

Need for improved staff efficiency and allowing for improving transparency to MNWD customers for all public meetings by provided audio of each meeting.

Project Status: Deferred

Estimated Project Amount:

Item	Estimated Cost
Implementation	\$389,000
CEQA Compliance	Exempt
Total Project Budget	\$389,000



POTABLE SYSTEM PROJECTS

Capital Improvement Program – Project Description

Project No: 2010.018

System: Potable

Fund: 7

Project Name: *Mathis/Oso By-Pass*

Project Location: Oso Parkway at Bridlewood Drive, Laguna Hills

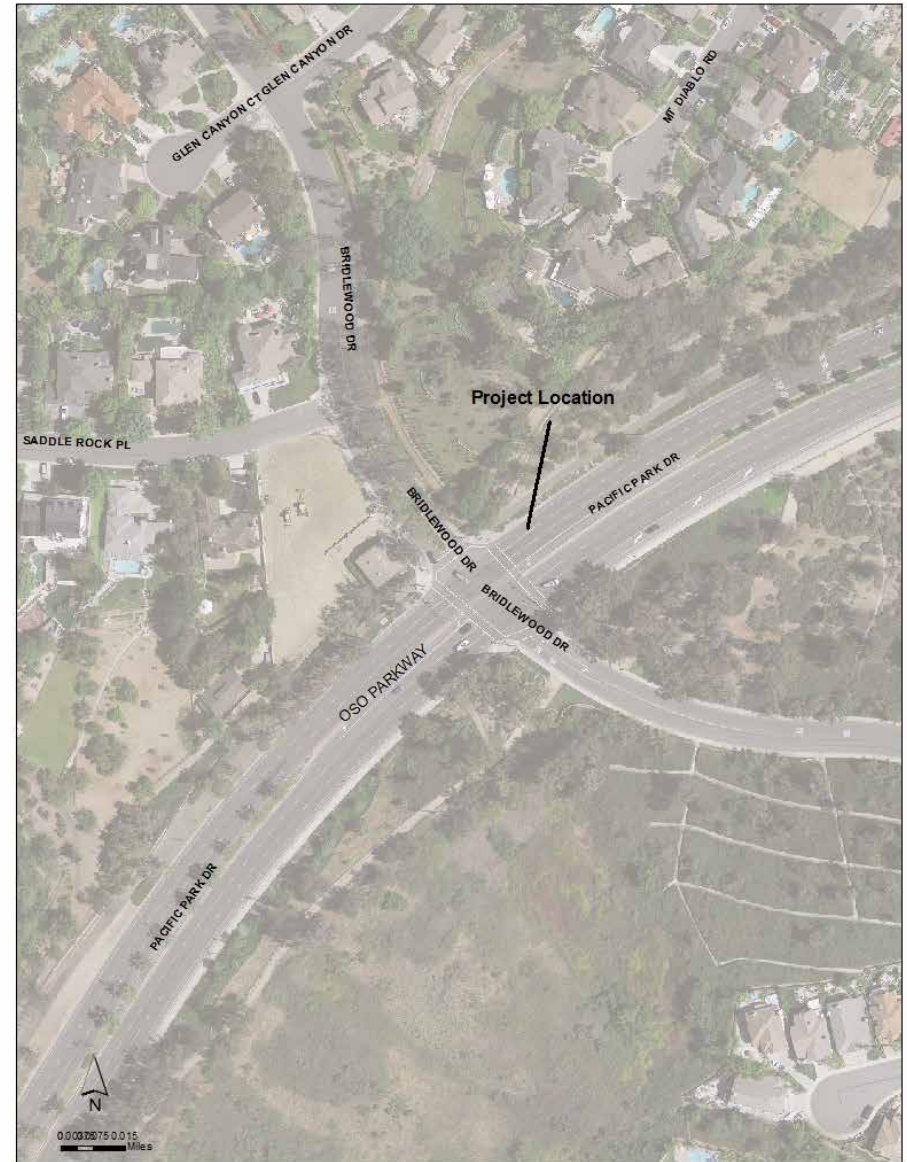
Project Description: Preparation of design plans and contract documents for the construction of a new vault and flow control/pressure reducing facility; abandonment of the existing two vaults and facilities.

Project Need: The existing pressure reducing and flow control vaults are located in the middle lane of Oso Parkway, a 50-mph arterial road. The facilities are approaching the end of their useful life with a number of equipment pieces already failed. The vaults also have height limitations making it difficult to enter and work in.

Project Status: In construction.

Estimated Project Amount:

Item	Estimated Cost
Design	\$50,000
CEQA Compliance	exempt
Geotechnical	\$15,000
Construction Contract	\$703,670
Inspection/Other	\$10,000
Total Project Budget	\$778,670



Capital Improvement Program – Project Description

Project No: 2011.038

System: Potable

Fund: 14

Project Name: East Aliso Creek Reservoir Recirculation System

Project Location: Laguna Niguel

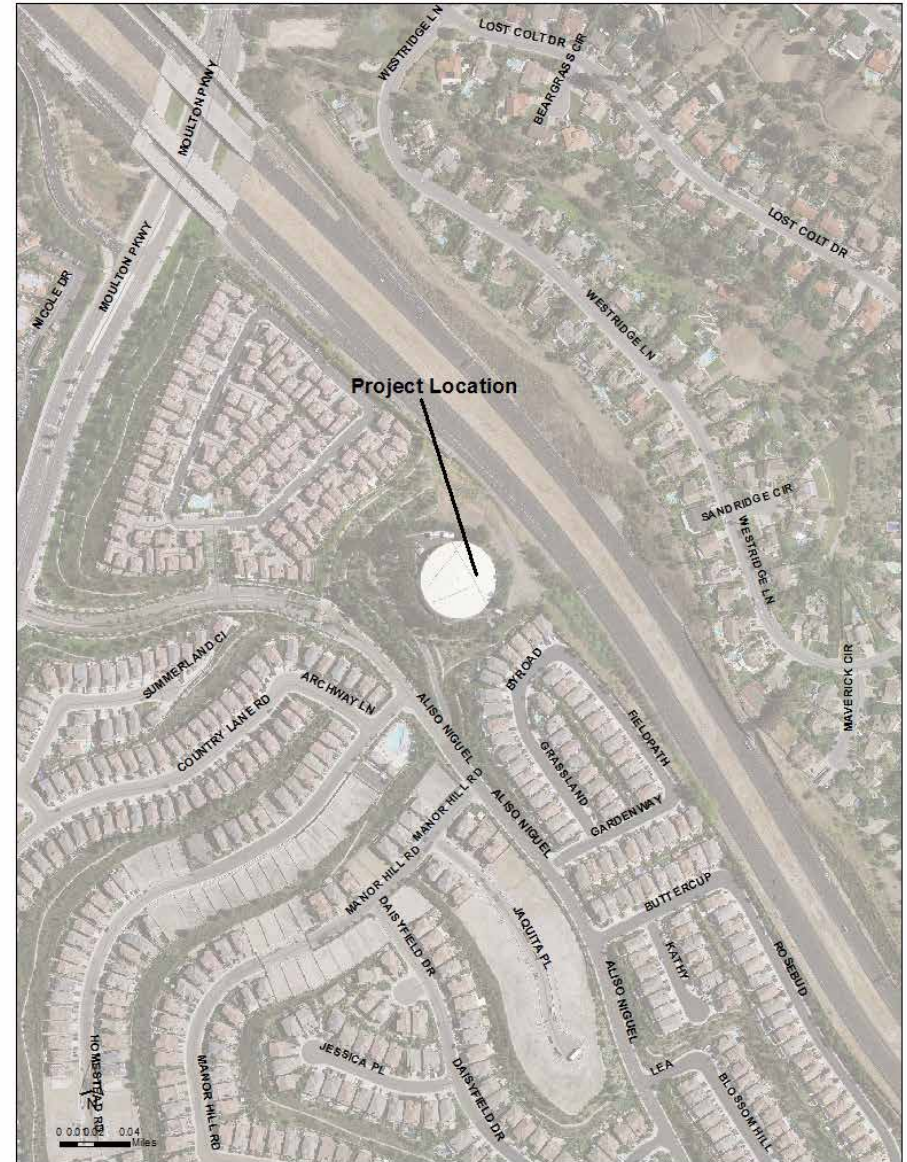
Project Description: Replace the existing recirculation system, install access hatches, and other appurtenance to facilitate water quality sampling from multiple points.

Project Need: The existing recirculation/chloramines dosing system is approaching its useful life and experiencing failures and increased maintenance and needs to be replaced. In addition, the 10-million gallon tank currently only has 1 access hatch on the room. Additional access hatches are needed to facilitate sampling in different quadrants of the reservoir.

Project Status: In construction.

Estimated Project Amount:

Item	Estimated Cost
Design	\$9,000
CEQA Compliance	Exempt
Construction	\$130,000
Inspection	\$2,000
Total Project Budget	\$141,000



Capital Improvement Program – Project Description

Project No: 2012.009

System: Potable

Fund: 7

Project Name: *Beacon Hill Pump Station Pump and Generator Replacement*

Project Location: 24800 Beacon Hill Lane, Laguna Niguel

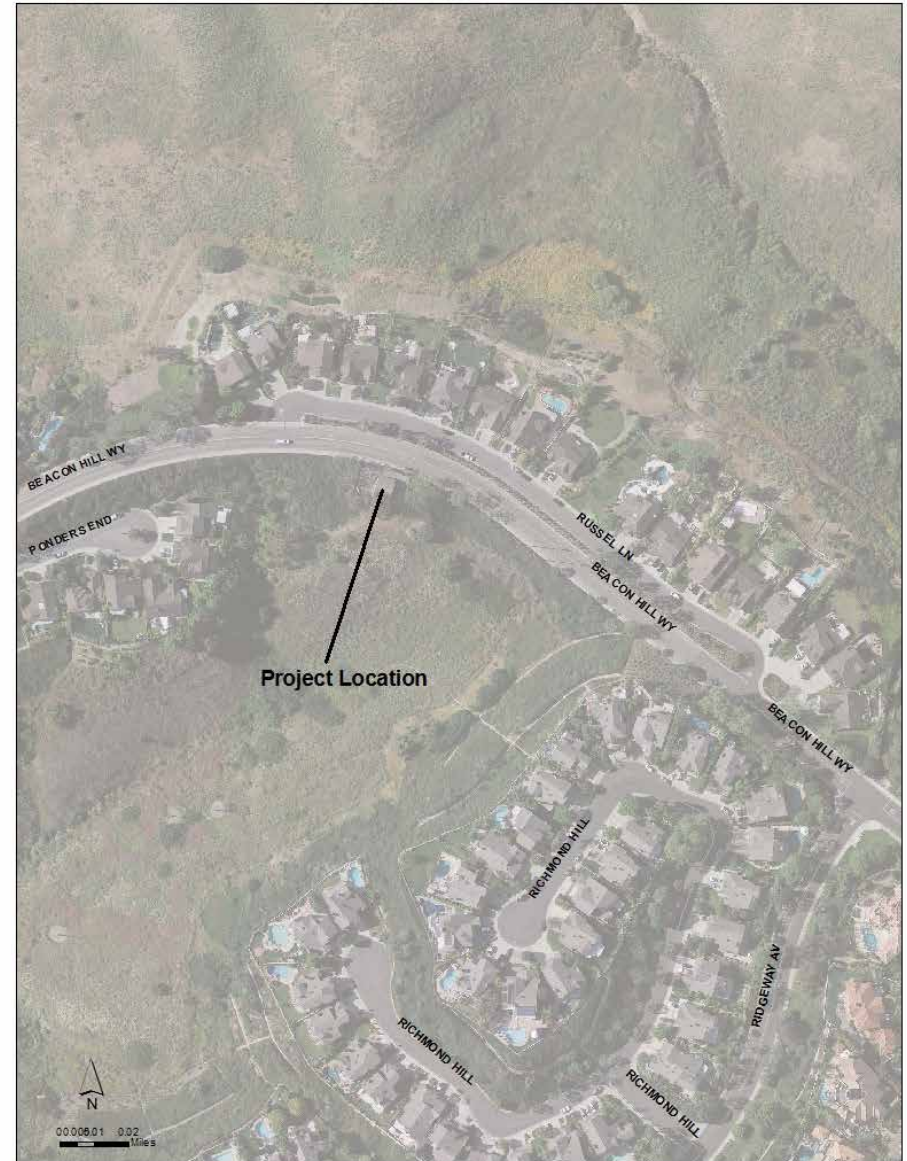
Project Description: Replace existing auxiliary pump and engine with a Tier 4 diesel engine with horizontal split case pump on a skid. Project also includes associated piping and appurtenances, retrofit of building to accommodate HVAC, miscellaneous site improvements and electrical work.

Project Need: The existing auxiliary pump engine and pump and motors are 30-years old. The spare parts for the equipment are no longer available and the maintenance requirements have increased significantly as the equipment has been in service significantly past normal life expectancy for this type of equipment.

Project Status: In design.

Estimated Project Amount:

Item	Estimated Cost
Design	\$100,000
CEQA Compliance	Exempt
Construction Contract	\$550,000
Inspection/Other	\$25,000
Total Project Budget	\$675,000



Capital Improvement Program – Project Description

Project No: 2012.028

System: Potable

Fund: 14

Project Name: Generator at Bear Brand Reservoir

Project Location: Bear Brand Reservoir, 24939 Beacon Hill Way, Laguna Niguel

Project Description: Install 14KW generator, 60 amp ATS and propane tank.

Project Need: Back-up power is required to operate the SCADA and auxiliary facilities at this site during power failures and black-outs.

Project Status: In construction.

Estimated Project Amount:

Item	Estimated Cost
Design	\$15,000
CEQA Compliance	Exempt
Construction Contract	\$55,029
Inspection/Other	\$2,000
Total Project Budget	\$72,029



Capital Improvement Program – Project Description

Project No: 2012.029

System: Potable

Fund: 14

Project Name: Generator at Bridlewood Takeout

Project Location: Bridlewood Takeout, 25483 Bridlewood Dr., Laguna Hills

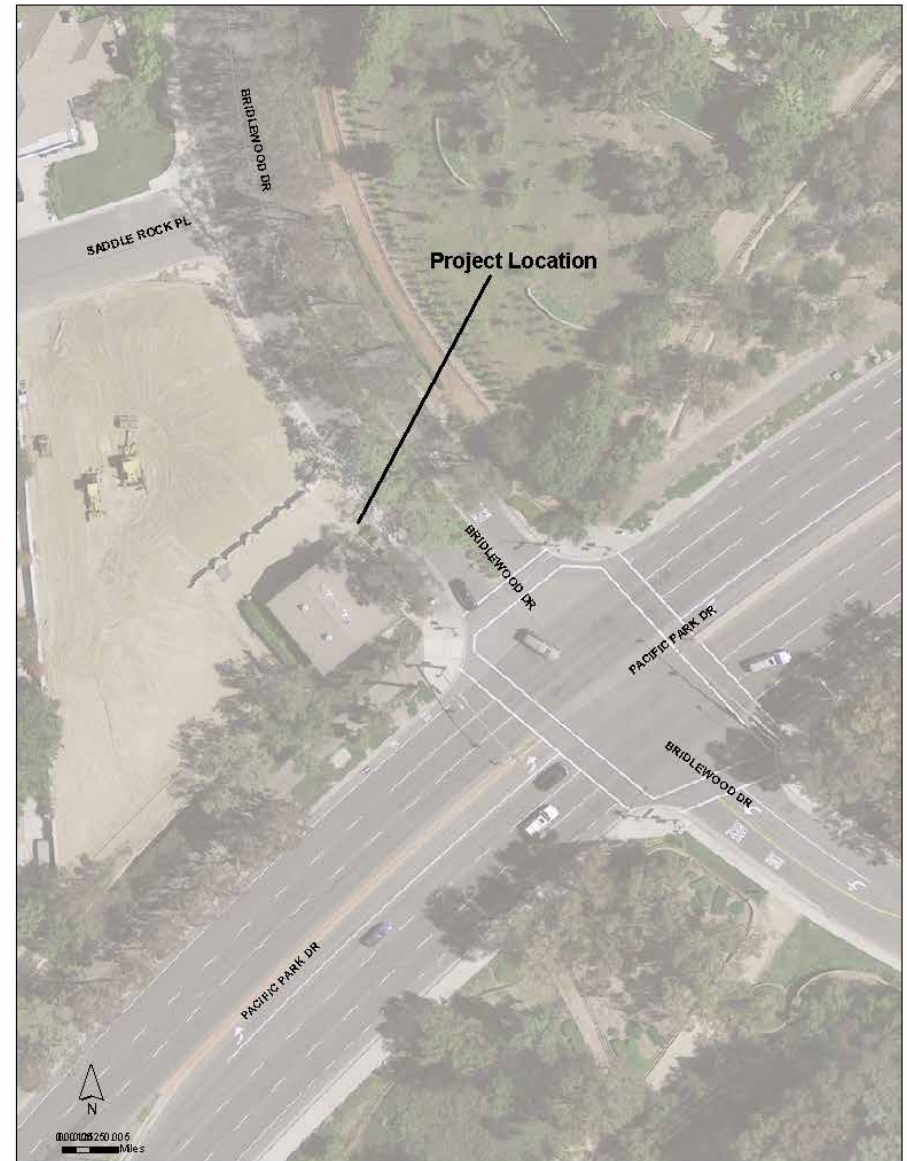
Project Description: Install 25KW generator, 100 amp ATS and propane tank.

Project Need: Back-up power is required to operate the SCADA and auxiliary facilities at this site during power failures and black-outs.

Project Status: In construction.

Estimated Project Amount:

Item	Estimated Cost
Design	\$15,000
CEQA Compliance	Exempt
Construction Contract	\$58,440
Inspection/Other	\$2,000
Total Project Budget	\$75,440



Capital Improvement Program – Project Description

Project No: 2012.030

System: Potable

Fund: 14

Project Name: Generator at Marguerite Reservoir

Project Location: 26433 Ganiza, Mission Viejo

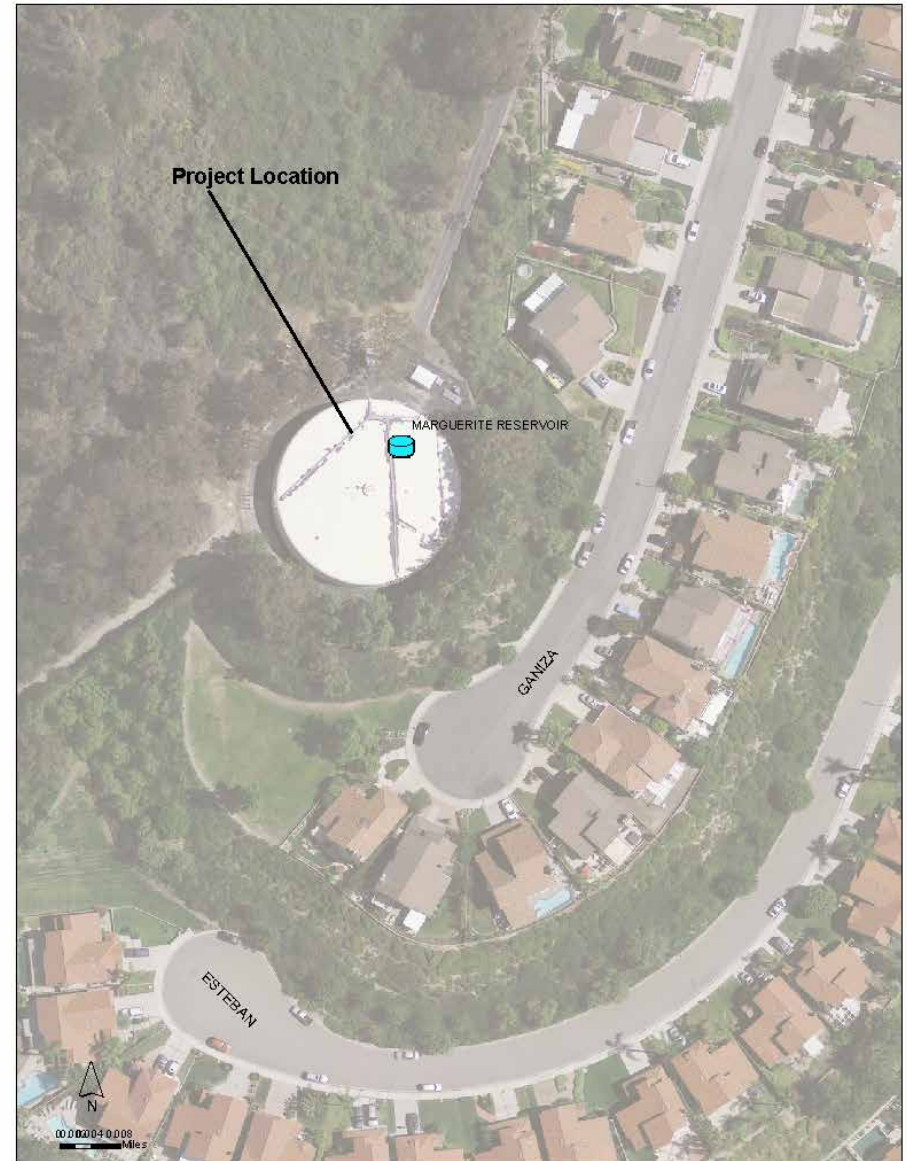
Project Description: Install 14KW generator, 60 amp ATS and propane tank.

Project Need: Back-up power is required to operate the SCADA and auxiliary facilities at this site during power failures and black-outs.

Project Status: In construction.

Estimated Project Amount:

Item	Estimated Cost
Design	\$15,000
CEQA Compliance	Exempt
Construction Contract	\$75,825
Inspection/Other	\$2,000
Total Project Budget	\$92,825



Capital Improvement Program – Project Description

Project No: 2012.031

System: Potable

Fund: 14

Project Name: Generator at Mathis Reservoir Pump Station

Project Location: 25655 Nellie Gail, Laguna Hills

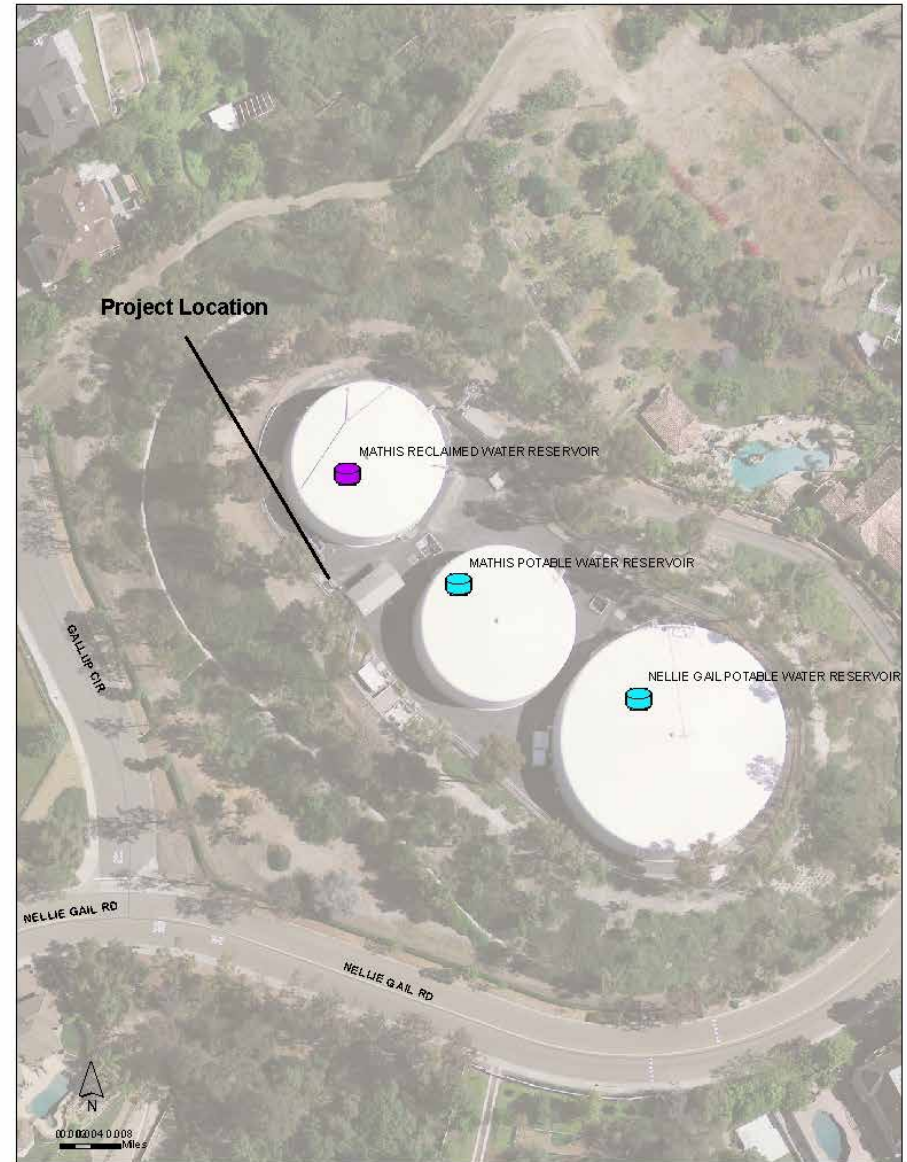
Project Description: Install 12KW generator, 60 amp ATS and propane tank.

Project Need: Back-up power is required to operate the SCADA and auxiliary facilities at this site during power failures and black-outs.

Project Status: In construction.

Estimated Project Amount:

Item	Estimated Cost
Design	\$15,000
CEQA Compliance	Exempt
Construction Contact	\$44,403
Inspection/Other	\$2,000
Total Project Budget	\$61,403



Capital Improvement Program – Project Description

Project No: 2012.033

System: Potable

Fund: 14

Project Name: Generator at Seville Reservoir

Project Location: 23391 Via Bahia, Mission Viejo

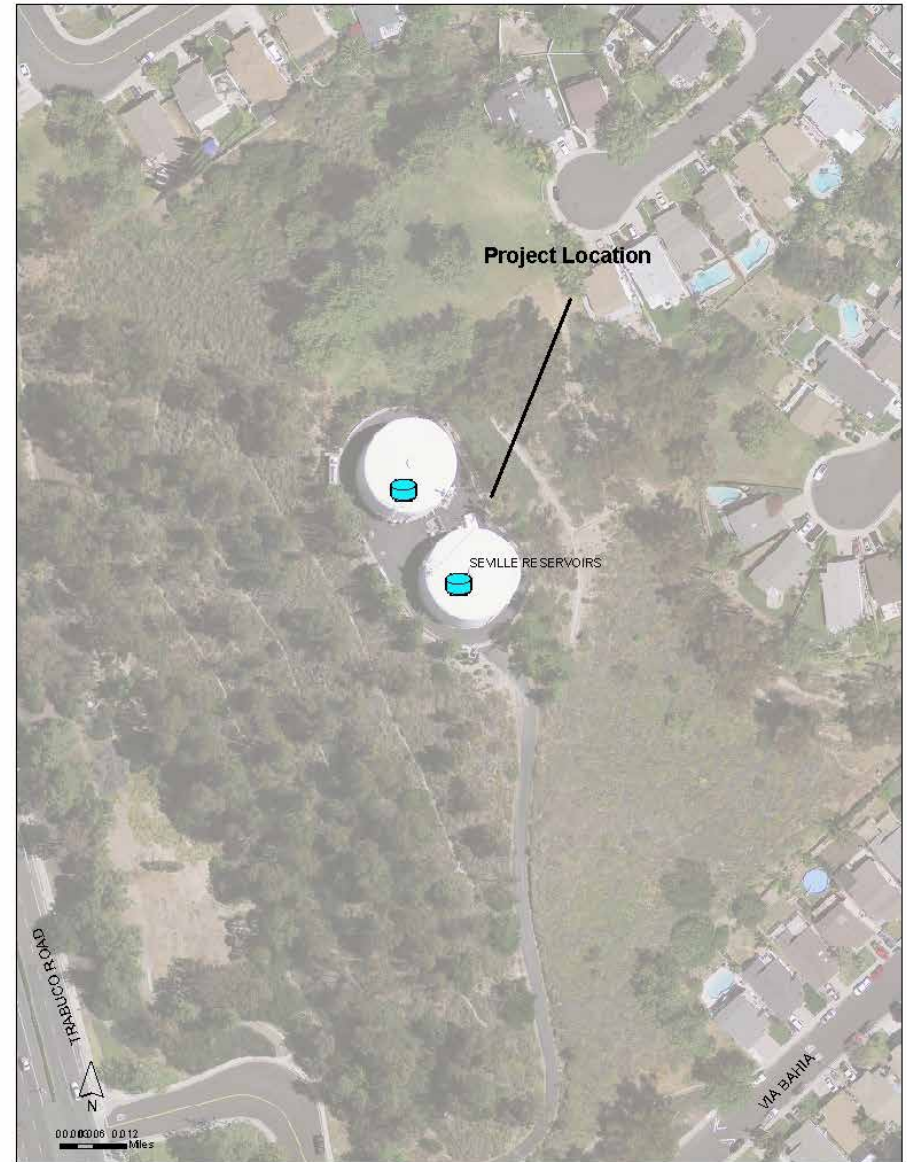
Project Description: Install 14KW generator, 60 amp ATS and propane tank.

Project Need: Back-up power is required to operate the SCADA and auxiliary facilities at this site during power failures and black-outs.

Project Status: In construction.

Estimated Project Amount:

Item	Estimated Cost
Design	\$15,000
CEQA Compliance	Exempt
Construction Contract	\$51,568
Inspection/Other	\$2,000
Total Project Budget	\$68,568



Capital Improvement Program – Project Description

Project No: 2013.001

System: Potable

Fund: 7

Project Name: *East Aliso Creek Reservoir Re-Coating & Improvements*

Project Location: Laguna Niguel

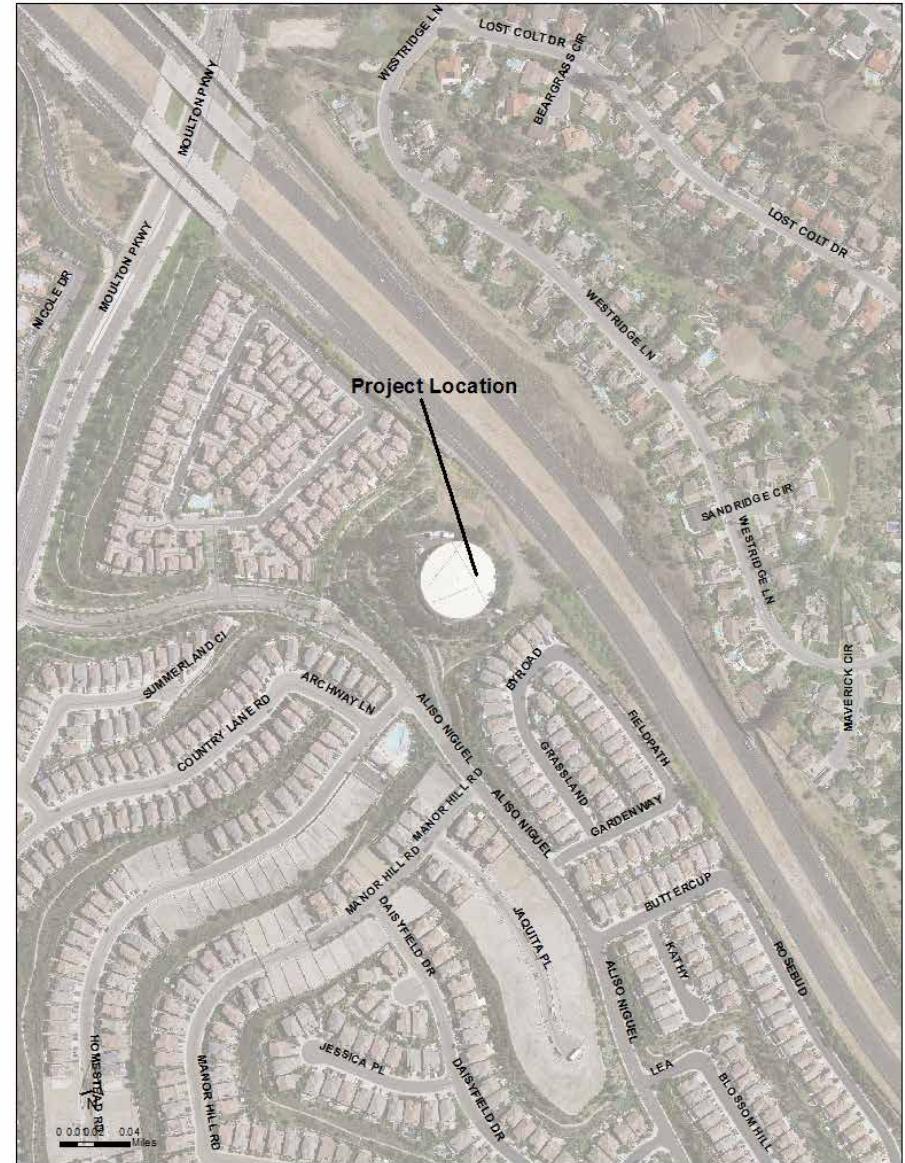
Project Description: Re-coat the interior and exterior of the steel reservoir. Relocate the overflow to the outside of the tank; provide an air gap between the overflow and the drain; install a spiral staircase and a roof safety cable system to improve operation and meet current regulations.

Project Need: Steel reservoirs are coated to prevent oxidation of the steel shell. The life expectancy of a coating system is between 15 to 20 years. The District inspects all of its reservoirs every 10 years to determine if and when recoating is needed. This project addresses the periodic nature of this activity for this asset group. The spiral staircase and a roof safety cable system provide improved safety features for personnel that perform maintenance on the tank.

Project Status: In construction.

Estimated Project Amount:

Item	Estimated Cost
Design	\$250,000
CEQA Compliance	Exempt
Construction Contract	\$2,300,000
Inspection	\$0
Total Project Budget	\$2,550,000



Capital Improvement Program – Project Description

Project No: 2014.007

System: Potable

Fund: 7

Project Name: La Siena Mainline Replacement

Project Location: La Siena, Laguna Niguel, Sectional page F-21

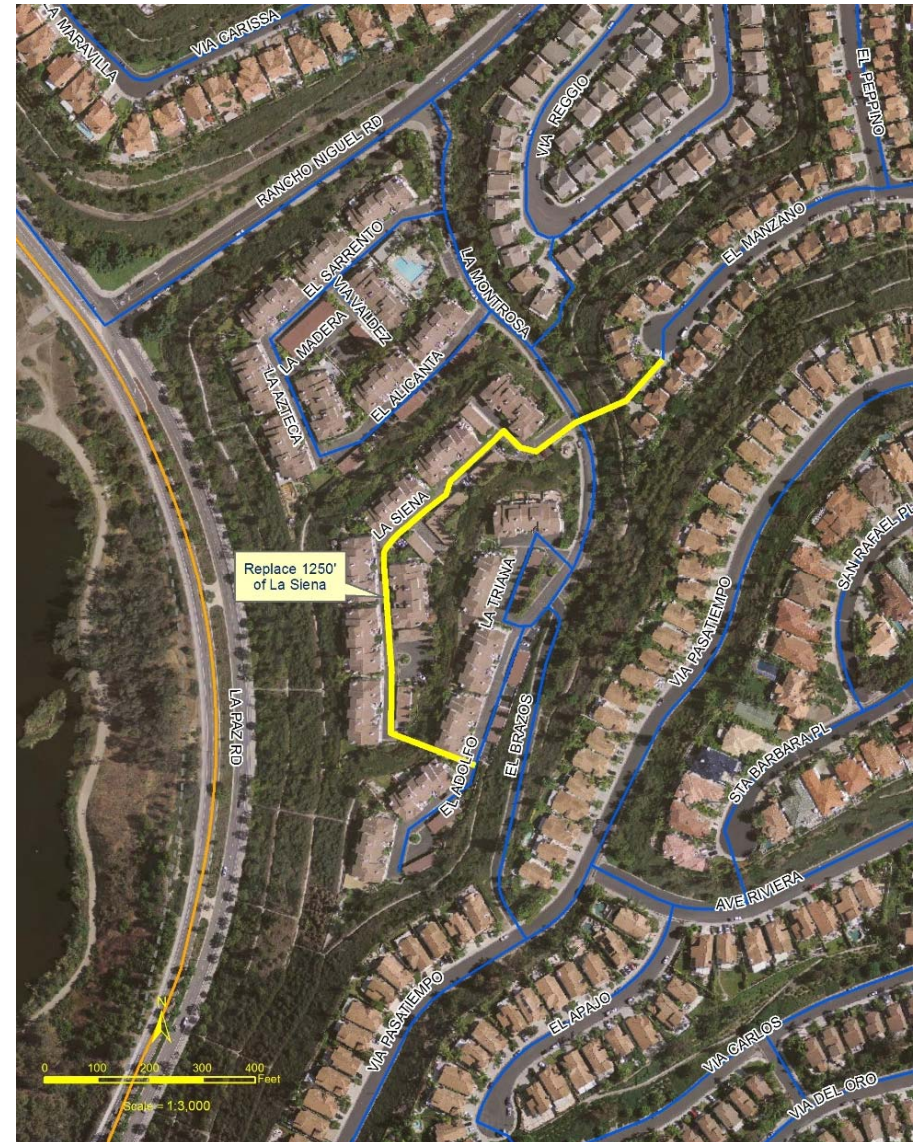
Project Description: Remove and replace approximately 850 linear feet of 8-inch DIP water main. Slip-line or pipe burst approximately 400 linear feet. Replace all valves and fire hydrant run valves within tract.

Project Need: Numerous pipeline failures within reach.

Project Status: In construction

Estimated Project Amount:

Item	Estimated Cost
Design	\$49,000
CEQA Compliance	Exempt
Geotechnical	\$15,000
Construction Contract	\$625,165
Inspection/Other	\$10,000
Total Project Budget	\$699,165



Capital Improvement Program – Project Description

Project No: 2014.008

System: Potable

Fund: 7

Project Name: 2014-2015 Valve Replacements

Project Location: District-wide

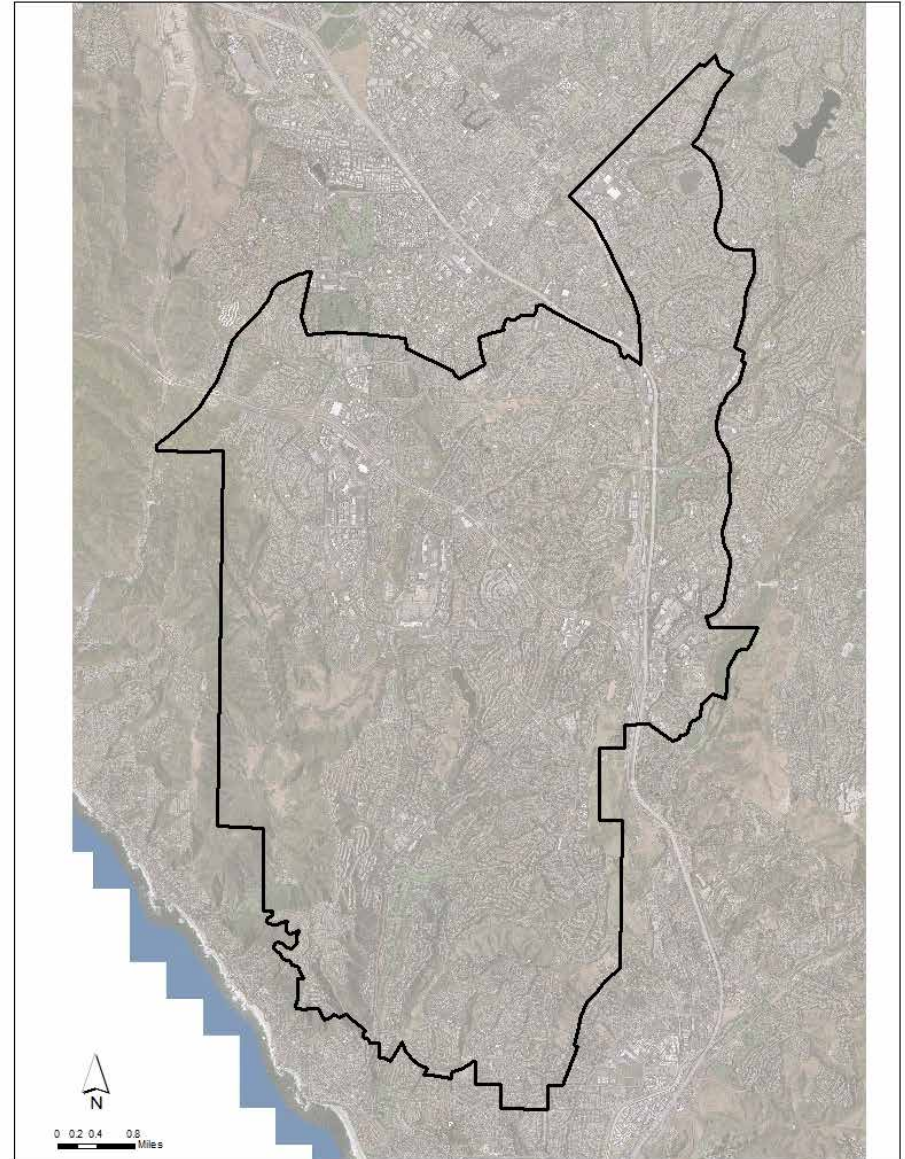
Project Description: Replace failed in-line valves.

Project Need: Many of the District's valves have exceeded their useful life and are no longer operating or have increased maintenance requirements. This program focuses on replacement of these valves on critical transmission and distribution mains. Valves in subdivisions, usually lines 8-inches and smaller, are replaced as part of the valve turning program through the operations budget.

Project Status: In construction

Estimated Project Amount:

Item	Estimated Cost
Design	\$30,000
CEQA Compliance	Exempt
Geotechnical	\$15,000
Construction Contract	\$585,037
Inspection/Other	\$25,000
Total Project Budget	\$655,037



Capital Improvement Program – Project Description

Project No: 2011.010

System: Potable

Fund: 7

Project Name: Hillary Pressure Reducing Station Replacement

Project Location: Barents Street in Laguna Hills

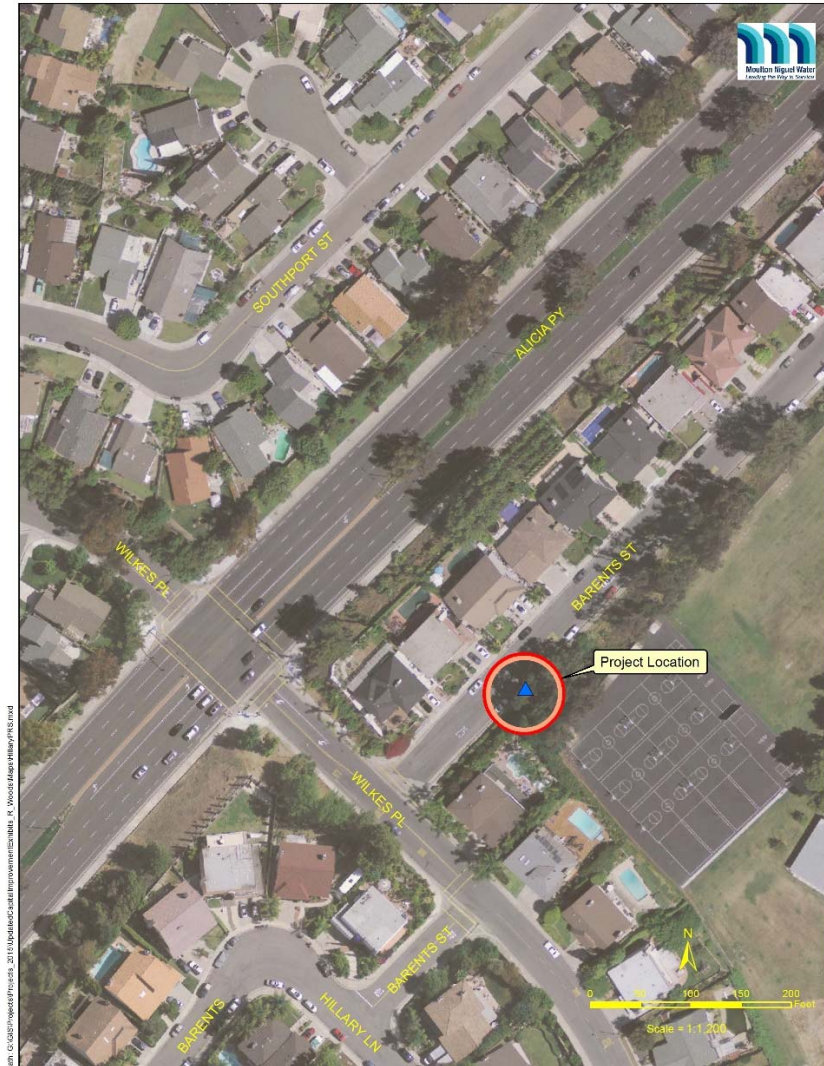
Project Description: Removal of existing pressure reducing station and construction of a new station.

Project Need: The facility is approaching its useful life and is in a hard-to access location with substandard design that makes it difficult and dangerous to access and maintain. It needs to be relocated for easier and safer access and to replace aging equipment.

Project Status: In design.

Estimated Project Amount:

Item	Estimated Cost
Design	\$35,000
CEQA Compliance	exempt
Geotechnical	\$10,000
Construction	\$400,000
Inspection/Other	\$15,000
Total Project Budget	\$460,000



Capital Improvement Program – Project Description

Project No: 2011.012

System: Potable

Fund: 7

Project Name: *Largo Pressure Reducing Station Replacement*

Project Location: Largo Drive in Laguna Hills

Project Description: Removal of existing pressure reducing station and construction of a new station.

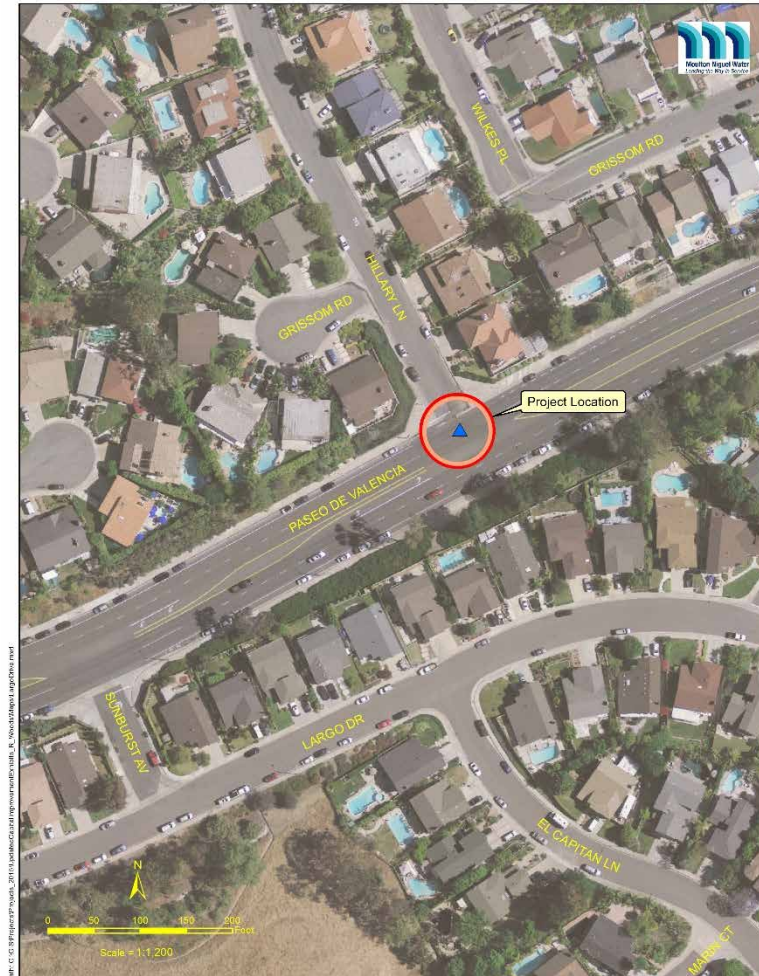
Project Description: Removal of existing pressure reducing station and construction of a new station.

Project Need: The facility is approaching its useful life and is in a hard- to access location with a substandard design that makes it difficult and dangerous to access and maintain. It needs to be relocated for easier and safer access and to replace aging equipment.

Project Status: In design.

Estimated Project Amount:

Item	Estimated Cost
Design	\$35,000
CEQA Compliance	exempt
Geotechnical	\$10,000
Construction	\$400,000
Inspection/Other	\$15,000
Total Project Budget	\$460,000



Capital Improvement Program – Project Description

Project No: 2011.015

System: Potable

Fund: 7

Project Name: Wilkes Pressure Reducing Station Replacement

Project Location: Stockport Street in Laguna Hills

Project Description: Removal of existing pressure reducing station and construction of a new station.

Project Need: The facility is approaching the end to its useful life and is in a hard-to-access location with substandard design that makes it difficult and dangerous to access and maintain. It needs to be relocated for easier and Safer access and to replace aging equipment.

Project Status: In design.

Estimated Project Amount:

Item	Estimated Cost
Design	\$35,000
CEQA Compliance	exempt
Geotechnical	\$10,000
Construction Contract	\$400,000
Inspection/Other	\$15,000
Total Project Budget	\$460,000



Capital Improvement Program – Project Description

Project No: 2014.001

System: Potable

Fund: 7

Project Name: *Bear Brand Reservoir Re-Coating & Safety*

Project Location: Laguna Niguel

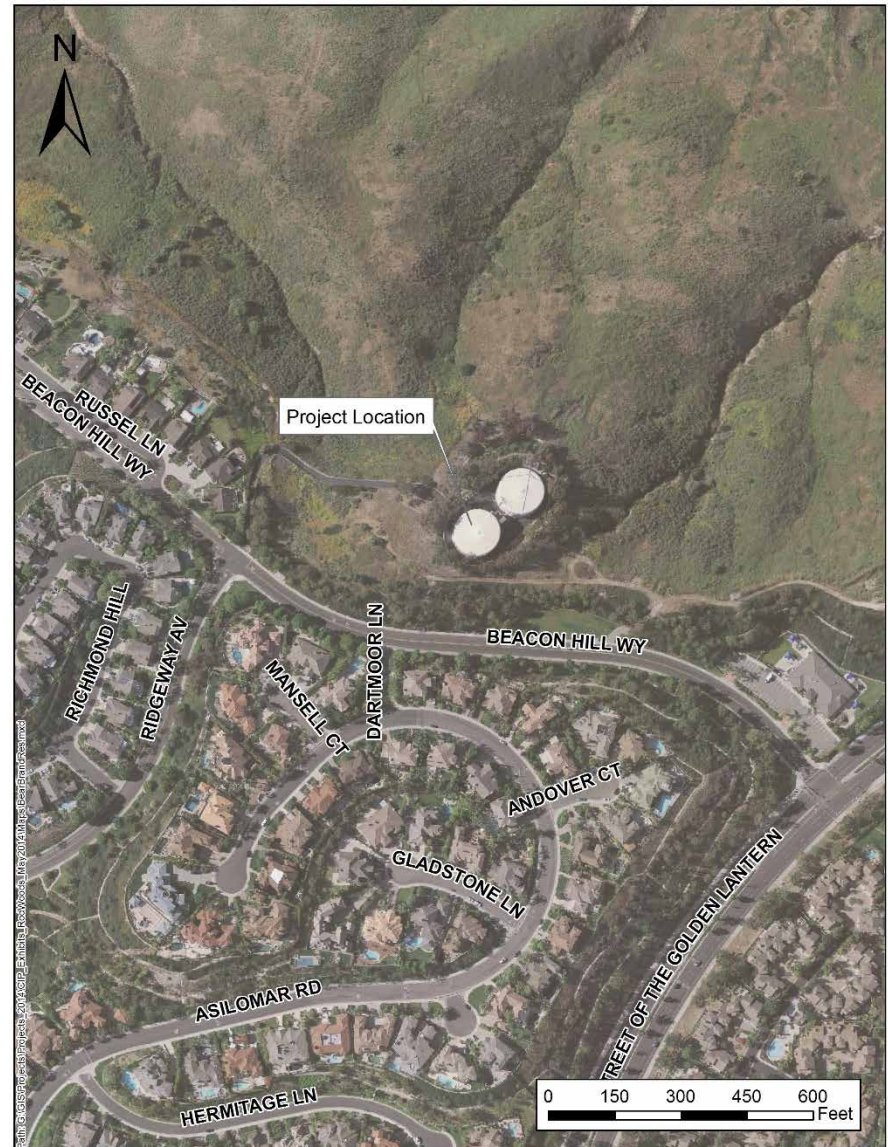
Project Description: Re-coat the interior and exterior of the 2.5 MG steel reservoir (Reservoir No. 1). Add sacrificial anodes for cathodic protection. Relocate the overflow to the outside of the tank; provide an air gap between the overflow and the drain; install a spiral staircase and roof handrail around the entire parameter; replace corroded or failing parts; install isolation valves.

Project Need: Steel reservoirs are coated to prevent oxidation of the steel shell. The life expectancy of a coating system is between 15 to 20 years. The District inspects all of its reservoirs every 10 years to determine if and when recoating is needed. This project addresses the periodic nature of this activity for this asset group. The anodes will prevent premature corrosion. The air gap is required to meet CDPH requirements. The spiral staircase and roof handrail provide improved safety features for maintenance personnel.

Project Status: In Design.

Estimated Project Amount:

Item	Estimated Cost
Design	\$15,000
CEQA Compliance	Exempt
Construction Contract	\$800,000
Construction/Other	\$50,000
Total Project Budget	\$865,000



Capital Improvement Program – Project Description

Project No: 2014.004

System: Potable

Fund: 7

Project Name: *Encantamar 16" Abandonment*

Project Location: Logo Vista, Dana Point, Sec pg. G-32

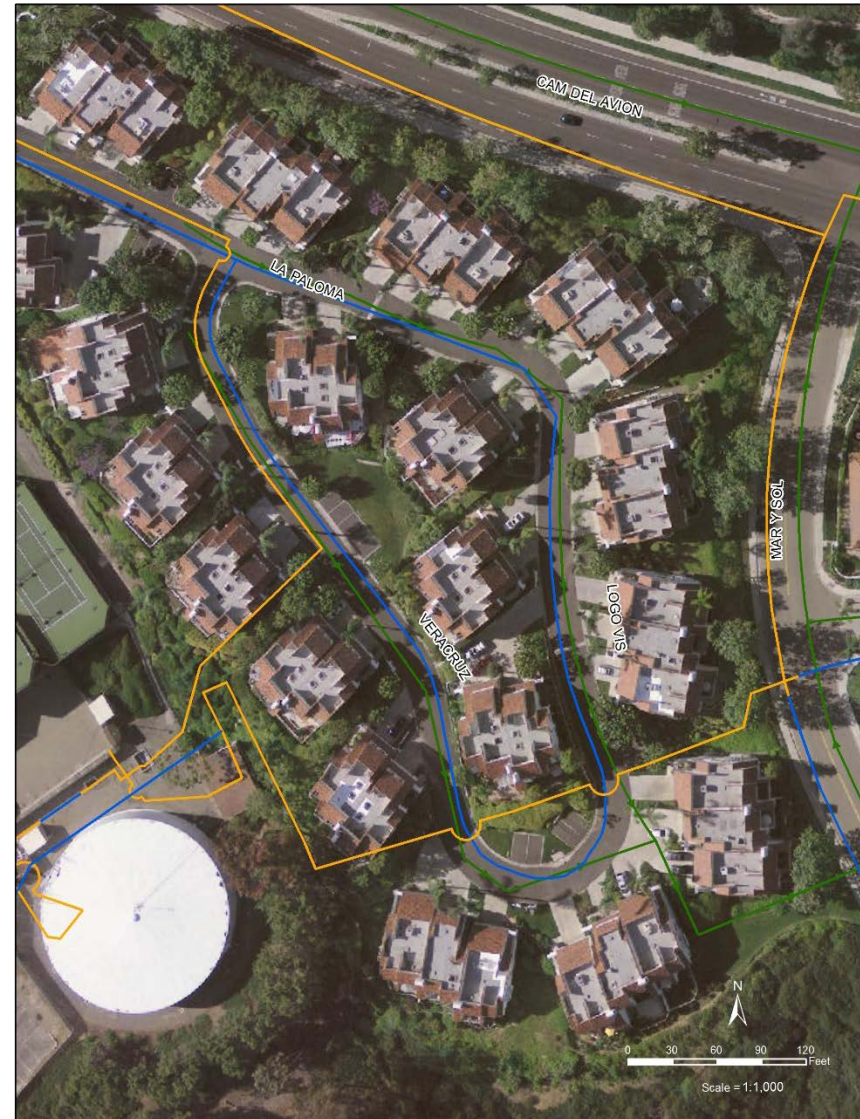
Project Description: Abandon approximately 520 linear feet of 16-inch DIP and cut and cap at two locations.

Project Need: Existing main has failed and is too deep to maintain. Line valve is currently closed and pipeline is live on the other side.

Project Status: In design

Estimated Project Amount:

Item	Estimated Cost
Design	\$0
CEQA Compliance	Exempt
Construction Contract	\$75,665
Inspection/Other	\$15,000
Total Project Budget	\$90,665



Capital Improvement Program – Project Description

Project No: 2014.012

System: Potable

Fund: 7

Project Name: *Hidden Hills Village Easement Rehabilitation*

Project Location: Tessier Street, Laguna Niguel

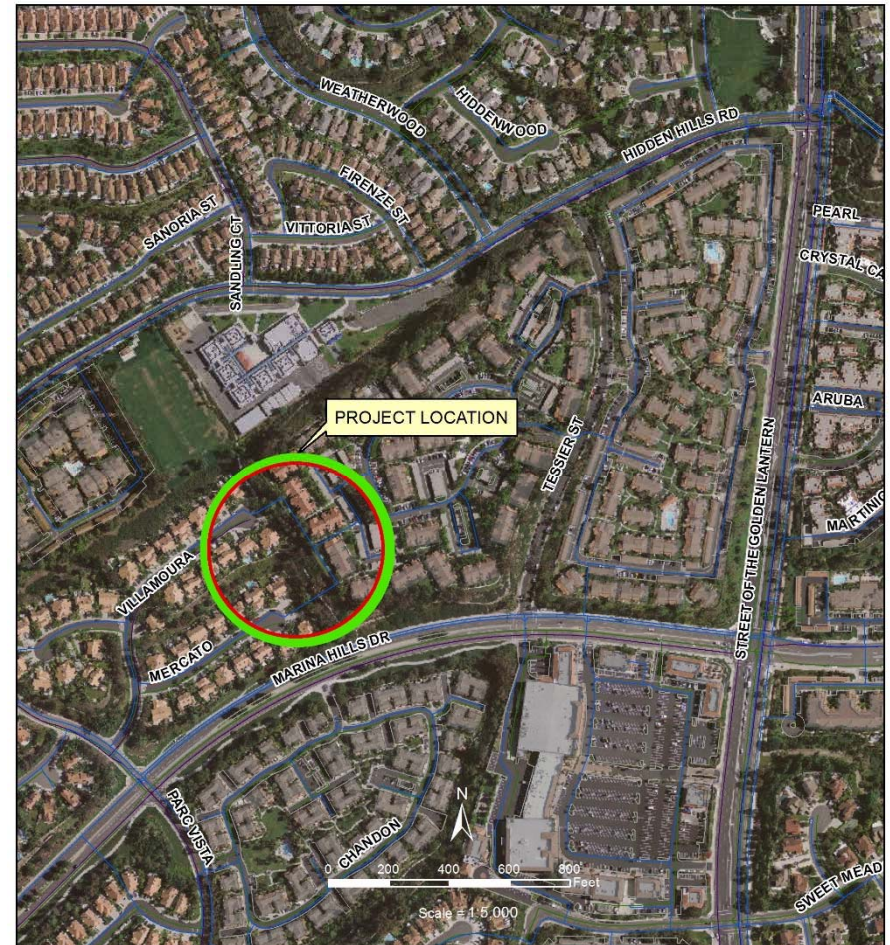
Project Description: Perform an analysis to determine the best method for rehabilitating two failed easement pipelines. Rehabilitate the pipelines based on the result of the analysis.

Project Need: Tract has two of the four feeds isolated because of easement pipeline failures.

Project Status: Proposed Project

Estimated Project Amount:

Item	Estimated Cost
Design	\$50,000
CEQA Compliance	Exempt
Construction Contract	\$300,000
Inspection/Other	\$30,000
Total Project Budget	\$380,000



Capital Improvement Program – Project Description

Project No: 2014.013

System: Potable

Fund: 14

Project Name: *Pradera 850 Zone Loop*

Project Location: La Paz and Pradera, Mission Viejo; Sectional pg. J-10.

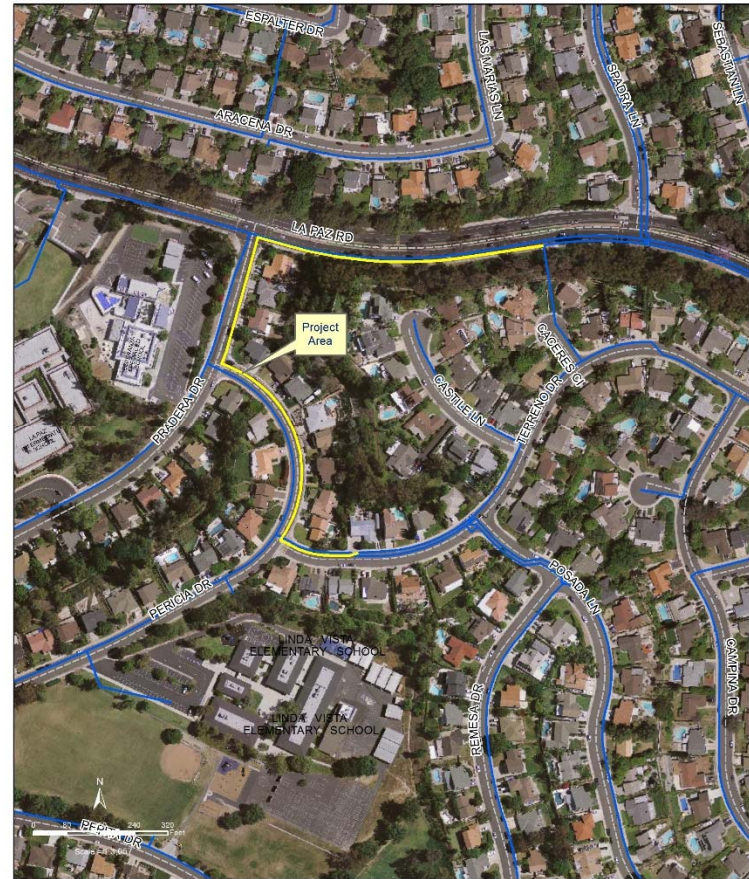
Project Description: Install 1000 linear feet of 8-inch water main on La Paz Road and extend into tract No. 6310 and tie to Terreno Dr.

Project Need: This subdivision with 55 homes is fed with a single pipeline in an easement within a steep slope. The only backup is a hi-low interconnection from the 650 zone. This project could not commence until now because of a pavement moratorium in place from the City of Mission Viejo.

Project Status: Proposed Project

Estimated Project Amount:

Item	Estimated Cost
Design	\$60,000
CEQA Compliance	Exempt
Construction Contract	\$280,000
Inspection/Other	\$30,000
Total Project Budget	\$370,000



Pradera 850 Loop System

Capital Improvement Program – Project Description

Project No: 2014.018

System: Potable

Fund: 14

Project Name: Flores Avenue 8-Inch Waterline Installation

Project Location: Flores Avenue, Laguna Niguel, Sectional Page E-26

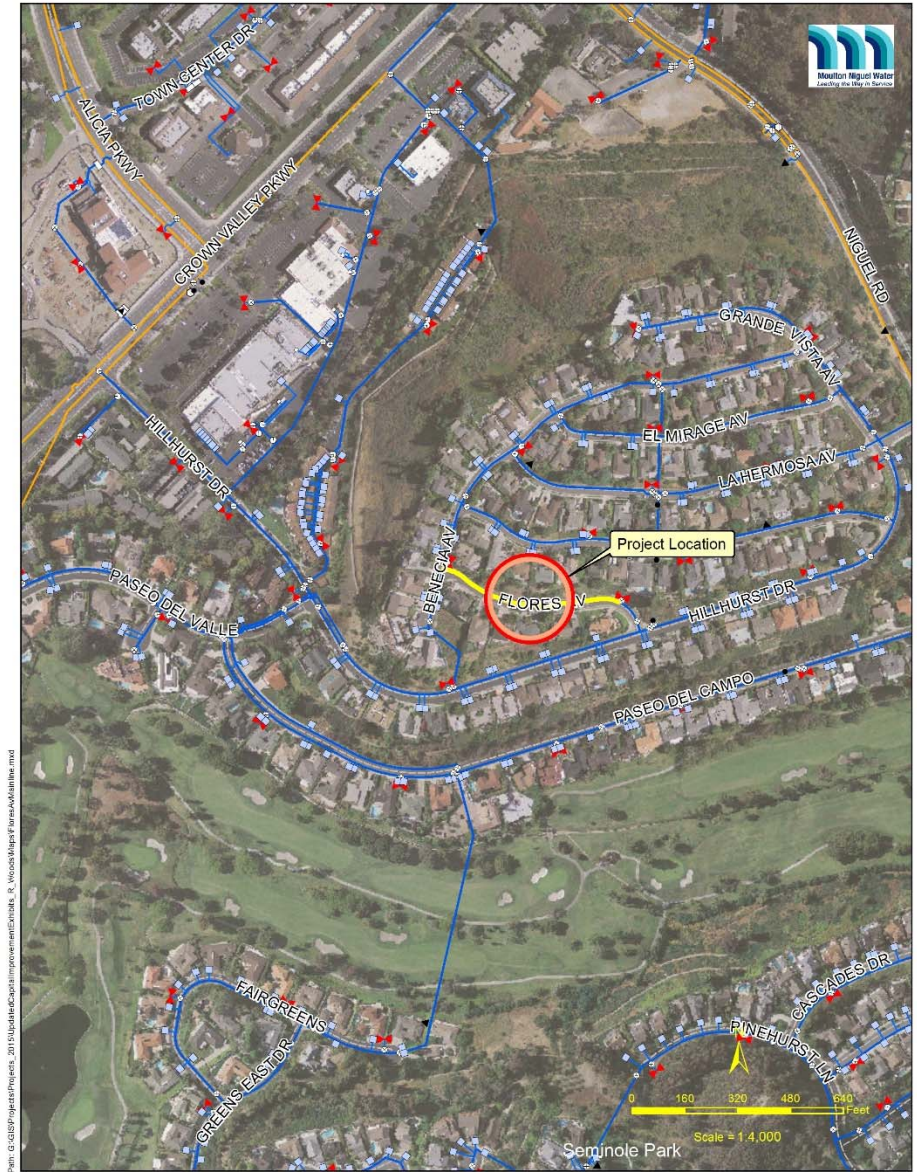
Project Description: Install approximately 700 linear feet of 8-inch PVC waterline on Flores Avenue. Abandon 6" ACP waterline within sloped easement.

Project Need: Existing mainline within easement was leaking and has been isolated. Installation of new waterline will ensure water supply reliability and quality by continuing to provide a looped system.

Project Status: In design

Estimated Project Amount:

Item	Estimated Cost
Design	\$31,000
CEQA Compliance	Exempt
Geotechnical	\$10,000
Construction Contract	\$247,000
Inspection/Other	\$12,000
Total Project Budget	\$300,000



Capital Improvement Program – Project Description

Project No: Annual Program

System: Potable

Fund: 7

Project Name: *Potable Projects per Asset Management Model*

Project Location: District-wide

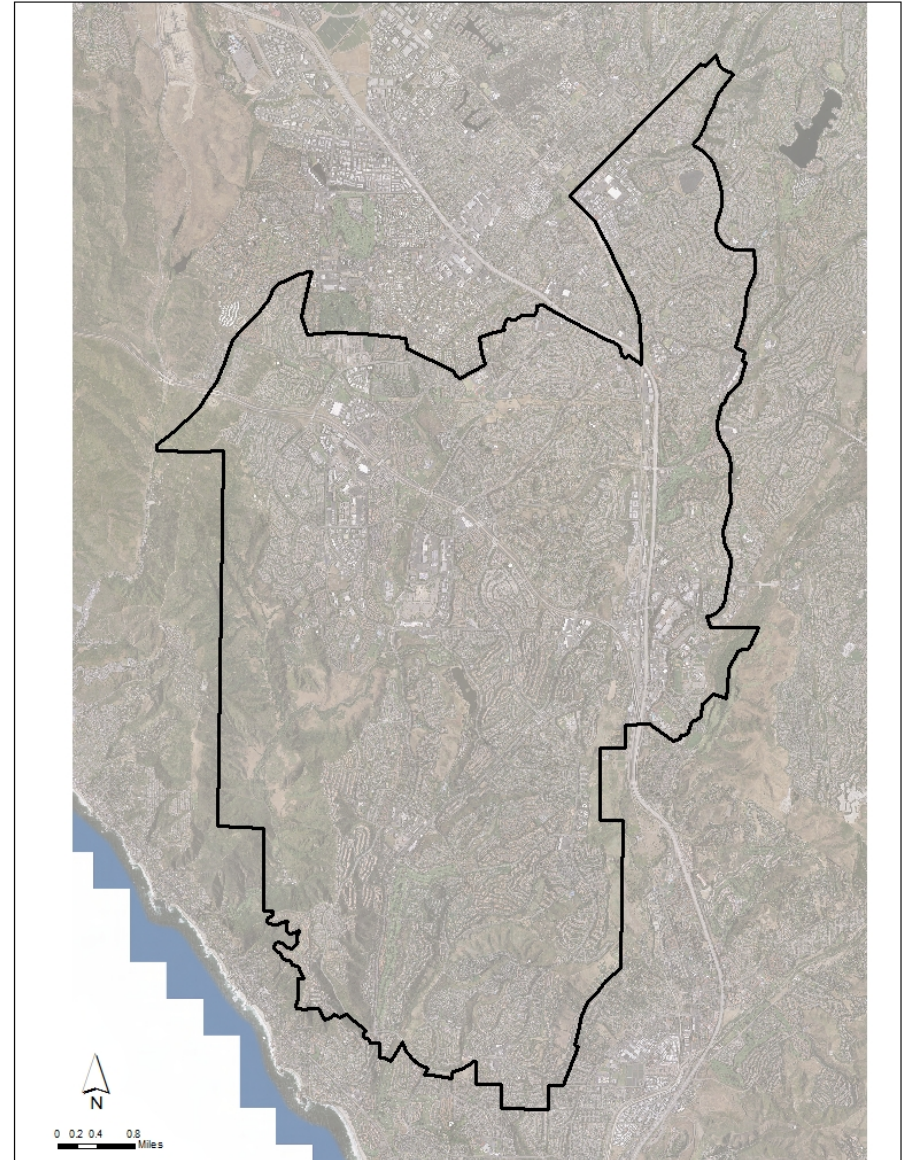
Project Description: Implement replacement and rehabilitation (R&R) projects utilizing funds identified as a minimum investment in the asset management model. These funds are a placeholder for actual projects and are distributed to R&R project in the corresponding fiscal year.

Project Need: In 2003, the District, through a consultant, developed an R&R planning model. The model was developed to obtain planning level funding needs to replace and rehabilitate District facilities. The model will be updated over the next few months and the estimated costs will be adjusted accordingly.

Project Status: Proposed, annual program- when individual projects are identified, funds are transferred to the specific project.

Estimated Project Amount:

Item	Estimated Cost
Design	TBD
CEQA Compliance	TBD
Construction Contract	TBD
Inspection	TBD
Total Project Budget	\$8,875,000



Capital Improvement Program – Project Description

Project No: Annual Program

System: Potable

Fund: 7

Project Name: Reservoir Recoating Program

Project Location: District Wide

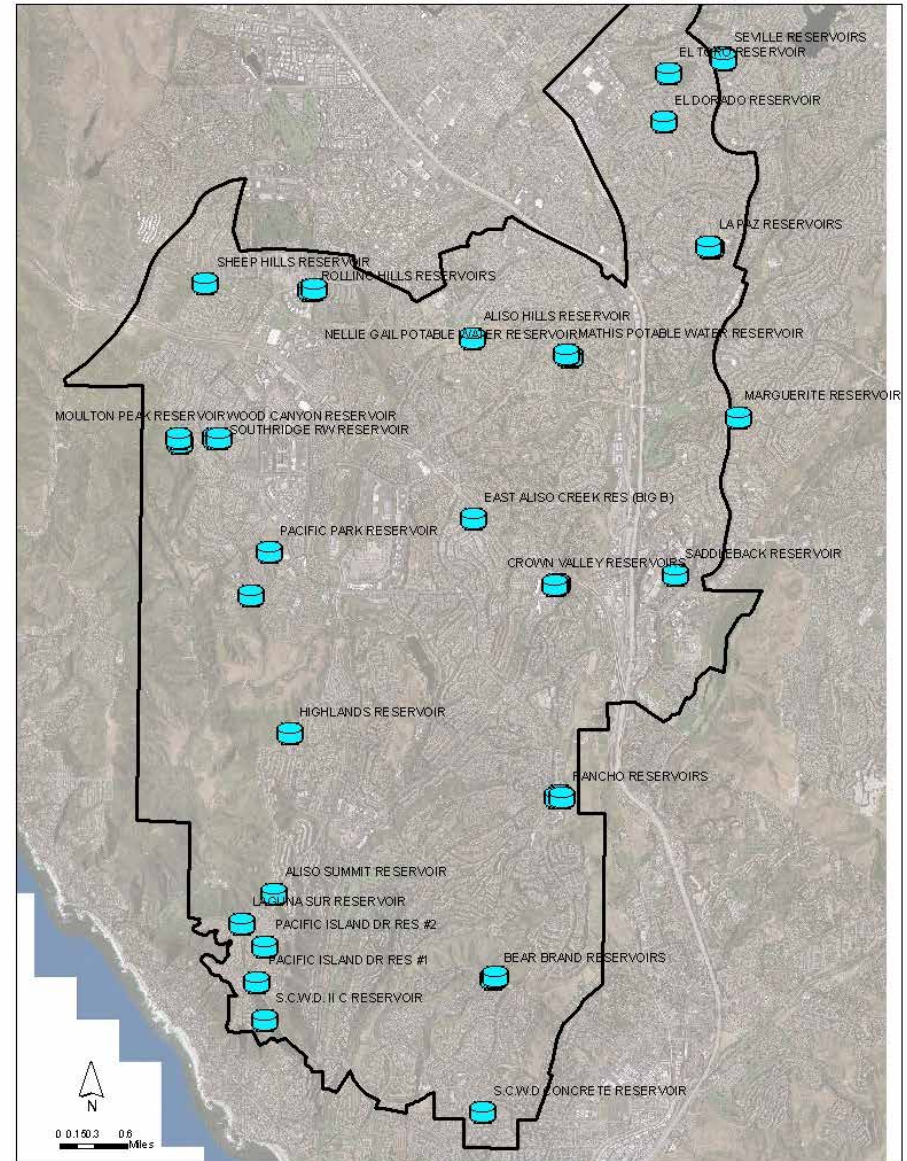
Project Description: Recoat the interior and exterior of steel reservoirs.

Project Need: Steel reservoirs are coated to prevent oxidation of the steel shell. The life expectancy of a coating system is between 15 to 20 years. The District inspects all of its reservoirs every 10 years to determine if and when recoating is needed. This project addresses the periodic nature of this activity for this asset group.

Project Status: Proposed, annual program – when individual projects are identified, funds are transferred to the specific project.

Estimated Project Amount:

Item	Estimated Cost
Design	\$300,000
CEQA Compliance	Exempt
Construction Contract	\$4,350,000
Inspection	\$300,000
Total Project Budget	\$4,950,000



Capital Improvement Program – Project Description

Project No: Annual Program

System: Potable

Fund: 7

Project Name: Valve Replacement Program

Project Location: District-wide

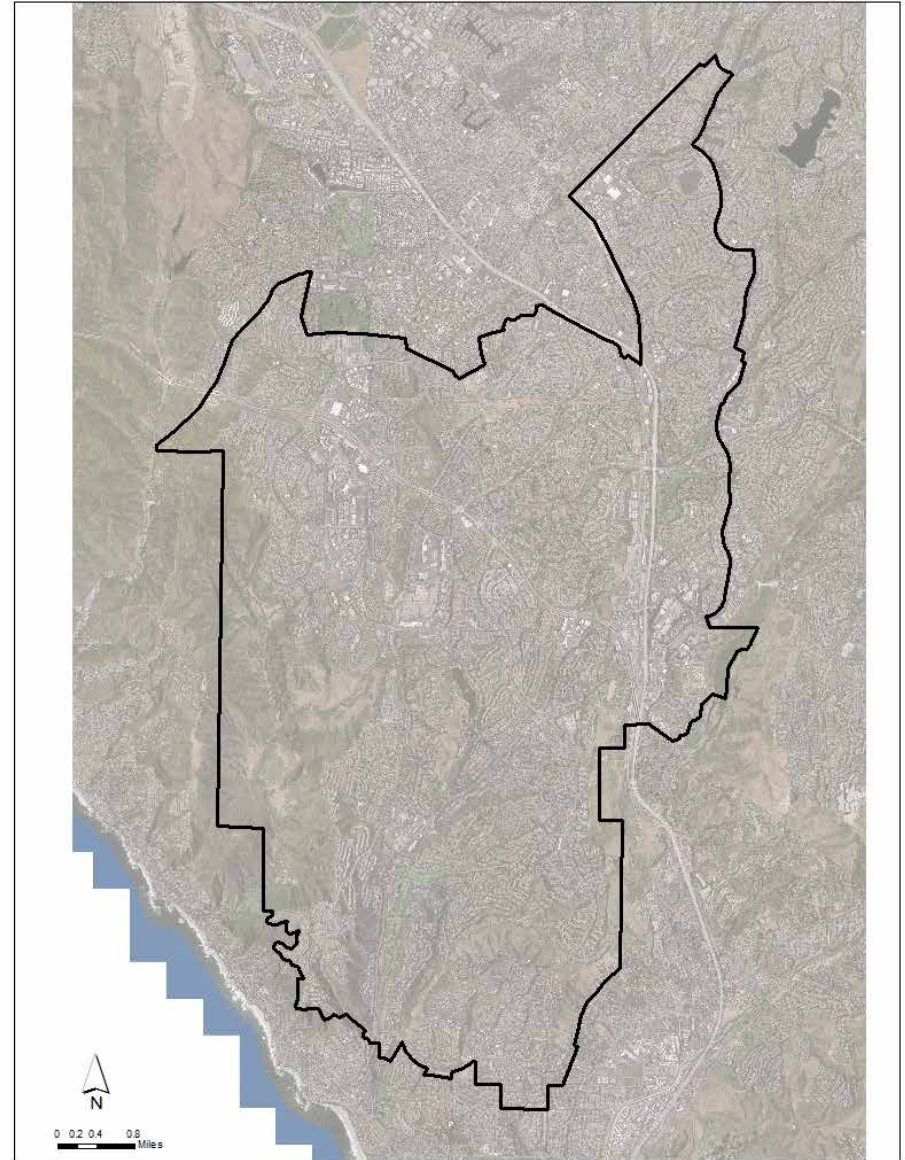
Project Description: Replace failed in-line valves.

Project Need: Many of the District's valves have exceeded their useful life and are no longer operating or have increased maintenance requirements. This program focuses on replacement of these valves on critical transmission and distribution mains. Valves in subdivisions, usually lines 8-inches and smaller, are replaced as part of the valve turning program through the operations budget.

Project Status: Proposed, annual program – when individual projects are identified, funds are transferred to the specific project.

Estimated Project Amount:

Item	Estimated Cost
Design	\$250,000
CEQA Compliance	Exempt
Construction Contract	\$4,000,000
Inspection	\$250,000
Total Project Budget	\$4,500,000



Capital Improvement Program – Project Description

Project No: TBD

System: Potable

Fund: 7

Project Name: *Reservoir Management Systems Refurbishment*

Project Location: 20 potable reservoir sites

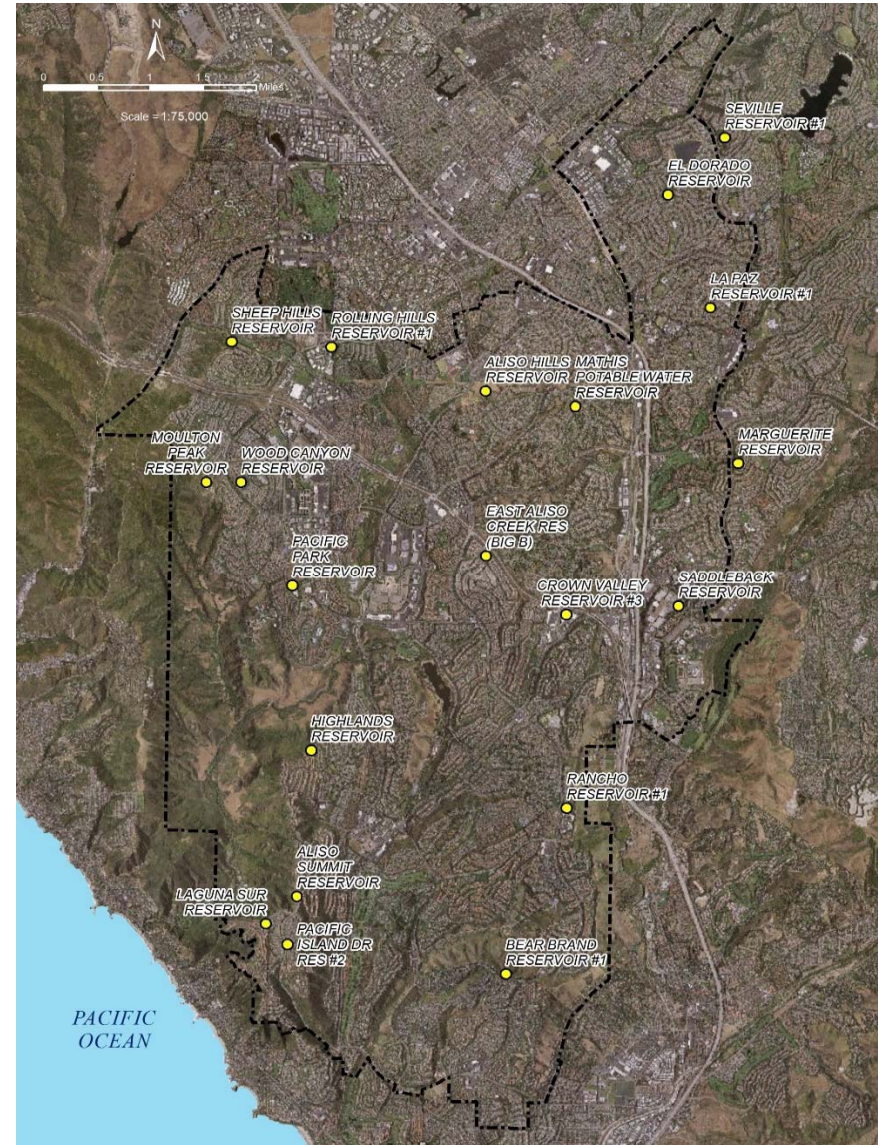
Project Description: Analyze technology options to determine best approach. Remove and replace current water quality reservoir management systems and current protective structures with permanent style buildings. Replace existing Clor-Tec buildings. New system may be on-site generation, liquid chemical dosing, or a combination throughout the system.

Project Need: Existing facilities are approaching their useful life and require increased maintenance.

Project Status: In planning.

Estimated Project Amount:

Item	Estimated Cost
Analysis/Design	\$200,000
CEQA Compliance	Exempt
Construction Contract	\$6,000,000
Inspection/Other	\$0
Total Project Budget	\$6,200,000



Sites for Clor-Tec Facilities

Capital Improvement Program – Project Description

Project No: TBD

System: Potable & Recycled

Fund: 14

Project Name: *Fall Protection System – PW and RW Reservoirs*

Project Location: District-wide

Project Description: Install cable and anchor fall protection systems which meet Cal/OSHA requirements on top of 24 potable water and 4 recycled water reservoirs.

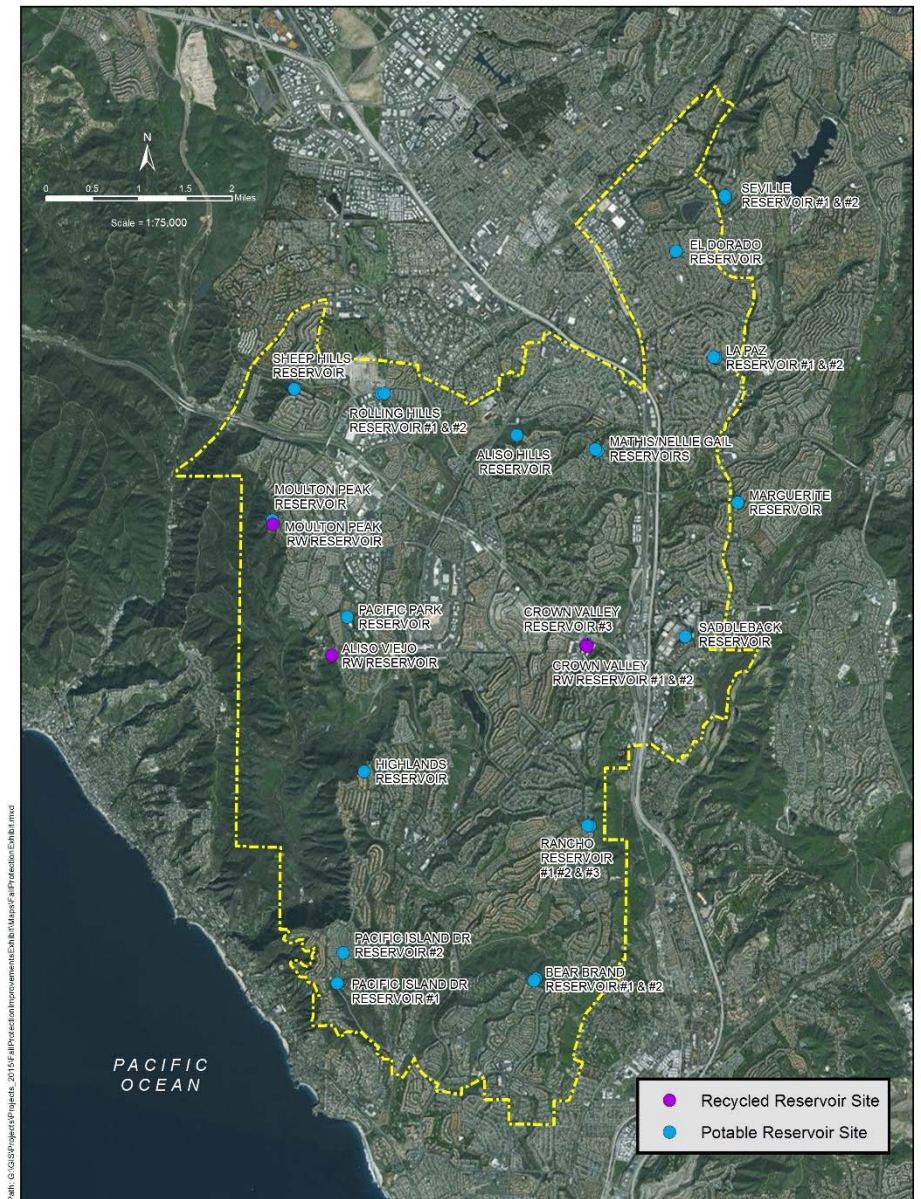
Project Need: A fall protection system is required per Cal/OSHA to walk on top of the reservoirs in areas without guardrails. District staff require access to these areas to perform maintenance activities. The 24 potable water and 4 recycled water reservoirs do not currently have full perimeter guard rails.

Project Status: Proposed Project

Estimated Project Amount:

Item	Estimated Cost
Design	\$25,000
CEQA Compliance	Exempt
Construction Contract	\$250,000
Inspection	\$5,000
Total Project Budget*	\$280,000

*Note: **\$240,000** related to potable and **\$40,000** related to recycled



Capital Improvement Program – Project Description

Project No: TBD

System: Potable

Fund: 7

Project Name: *I.D. 1 Master Meter Relocation*

Project Location: Crown Valley Parkway and Paseo Del Valle

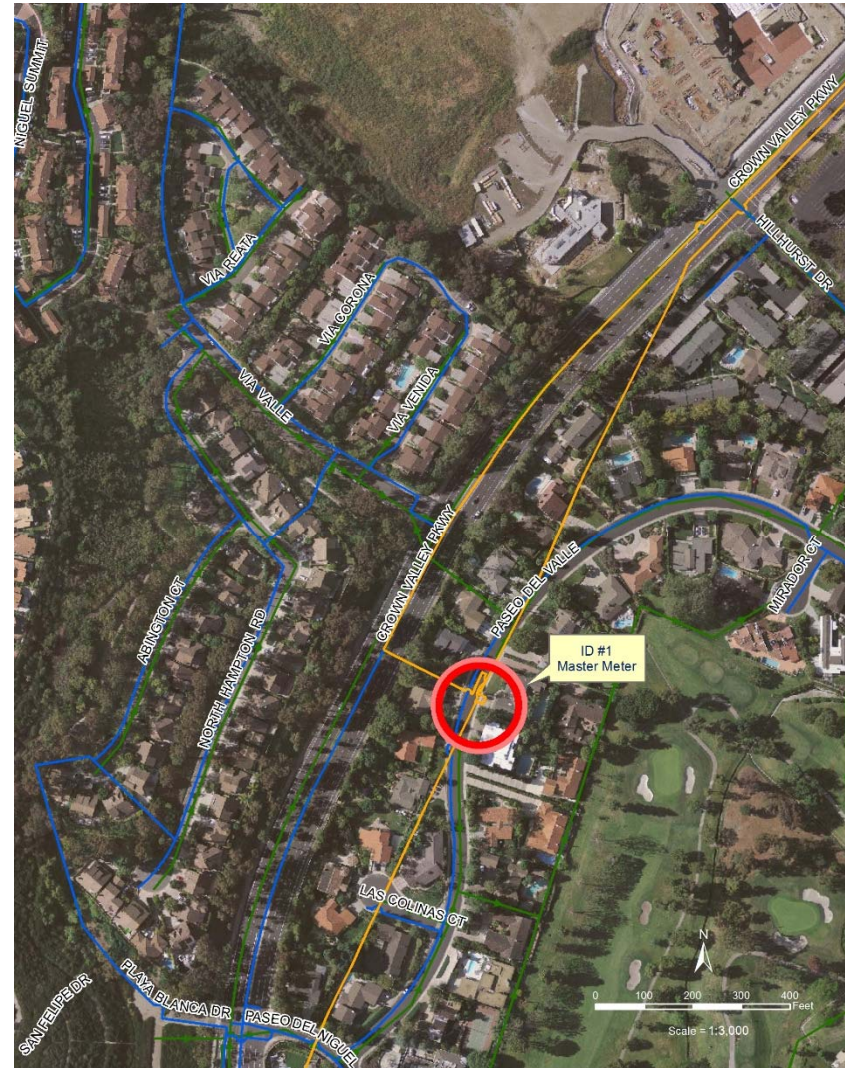
Project Description: Construct a meter vault and needed piping.

Project Need: JRWSS will be relocating the JTM out of the housing track on Paseo Del Valle and into Crown Valley Parkway. I.D. Master Meter will need to be relocated and connected to the new part of the JTM or at a different location depending on site location. The JRWSS team has their project scheduled for design in FY2016-17 and construction in FY2017-18.

Project Status: Proposed Project

Estimated Project Amount:

Item	Estimated Cost
Design	\$60,000
CEQA Compliance	Exempt
Construction Contract	\$450,000
Inspection/Other	\$90,000
Total Project Budget	\$600,000



Capital Improvement Program – Project Description

Project No: TBD

System: Potable

Fund: 7

Project Name: *Paseo de Valencia 24" Railroad Crossing Abandonment*

Project Location: Railroad Crossing East of Paseo de Valencia/Cabot Road Intersection

Project Description: Abandonment of 650 Zone 24" steel pipe railroad crossing adjacent to Paseo de Valencia.

Project Need: Due to a leak that was discovered on the easterly side of the railroad tracks, this crossing has been "out of service" since discovery. Isolation valves are closed on both sides of the railroad tracks. Staff evaluated whether or not this crossing was a candidate for abandonment. Results indicated that the crossing was not required (with or without the Central Intertie Pipeline in service).

Project Status: Proposed Project

Estimated Project Amount:

Item	Estimated Cost
Design	\$25,000
CEQA Compliance	Exempt
Construction Contract	\$100,000
Inspection/Other	\$25,000
Total Project Budget	\$150,000



Capital Improvement Program – Project Description

Project No: TBD

System: Potable

Fund: 7

Project Name: *Palms Apartments Easements PW Line Replacements*

Project Location: North of Palms Apartment Buildings of Tract 12789; Southeast of Moulton Parkway/Aliso Niguel Intersection in Laguna Niguel

Project Description: Replacement of approximately 800 linear feet of leaking 8” ductile iron pipeline (and related valves) constructed within 4 easements connecting various tracts. Abandonment of “temporary” easement between Milt Circle and Hollyberry Lane.

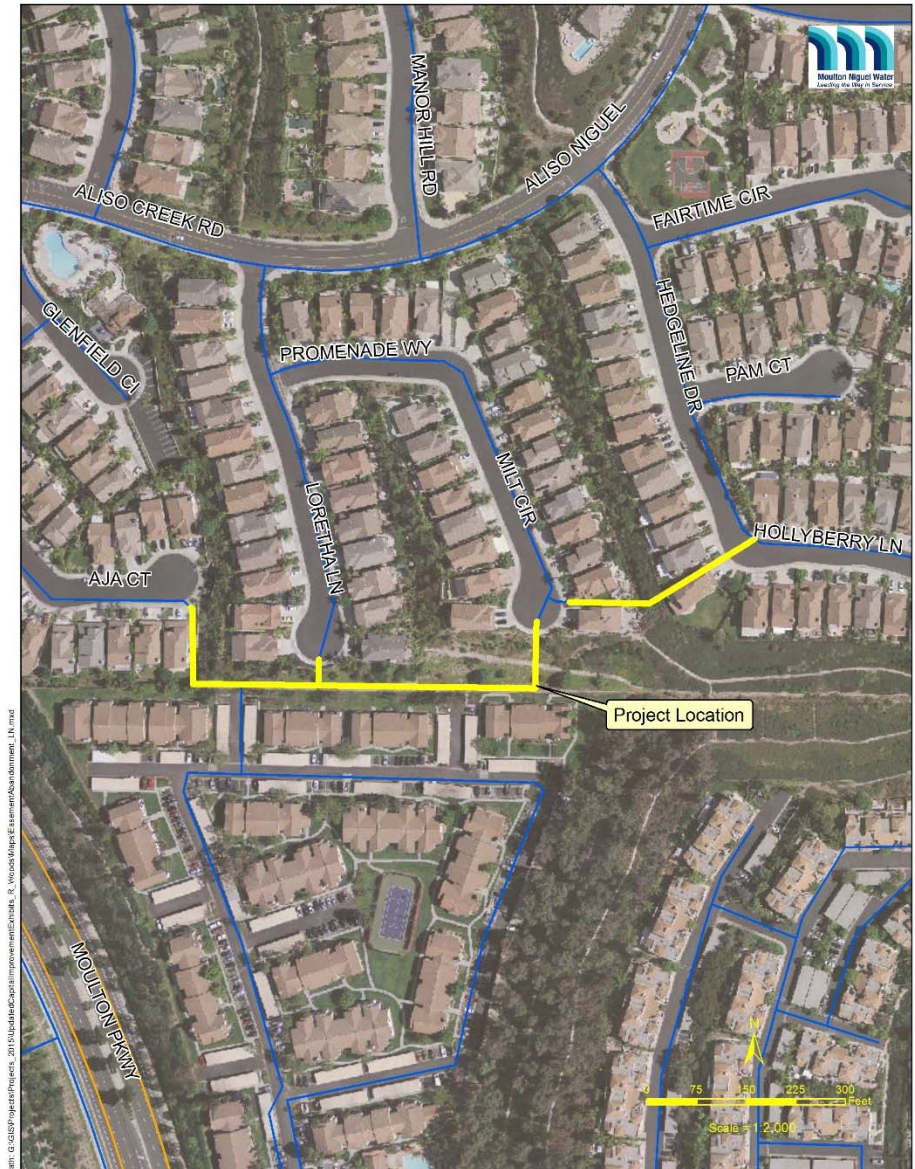
Project Need: This area has been under investigation since 2010, having received multiple customer complaints due to highly saturated soil within these easement areas. The existing isolation valves in this area also fail to close water tight. Staff evaluated whether or not these easements were candidates for abandonment; four out of the five easements evaluated were not candidates, thus requiring replacement.

Project Status: Proposed Project

Estimated Project Amount:

Item	Estimated Cost
Design	\$25,000
CEQA Compliance	\$25,000
Construction Contract*	\$260,000
Inspection/Other	\$40,000
Total Project Budget	\$350,000

*Includes significant restoration requirements



Capital Improvement Program – Project Description

Project No: TBD

System: Potable

Fund: 7

Project Name: *Saddleback PS Auxiliary Pump & Engine Replacement*

Project Location: 27989 Marguerite Pkwy, Mission Viejo

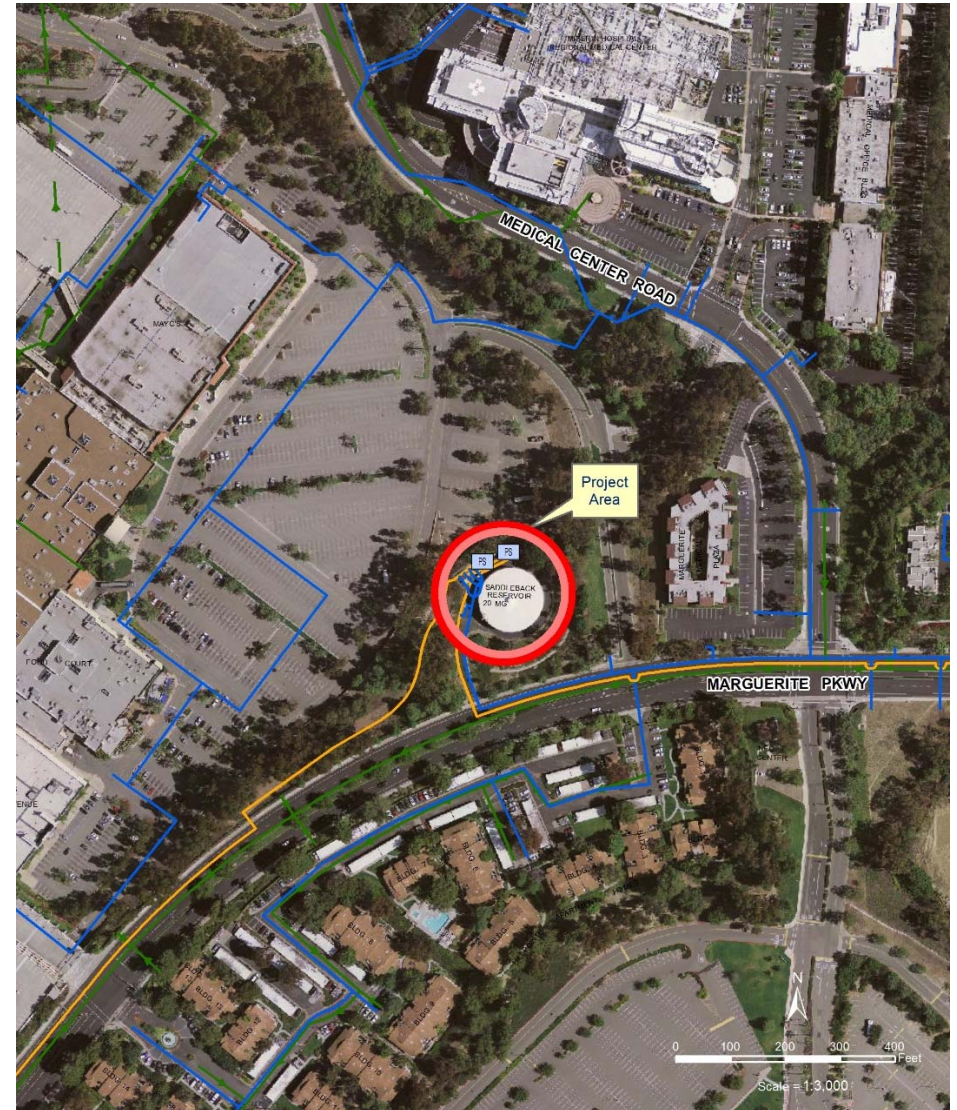
Project Description: Replace 1987 Waukesha Propane 550 Hp backup Auxiliary Pump and associated piping and valves.

Project Need: Replacement is based on age of engine and difficulty finding off-the-shelf replacement parts. This pump is due for repairs to the heat exchanger in FY2014-15 that will cost \$35,000-\$40,000.

Project Status: Proposed Project

Estimated Project Amount:

Item	Estimated Cost
Design	\$110,000
CEQA Compliance	Exempt
Construction Contract	\$1,125,000
Inspection/Other	\$0
Total Project Budget	\$1,235,000



Saddleback PS-Auxiliary Pump Engine Replacement

Capital Improvement Program – Project Description

Project No: 2015-TBD

System: Potable

Fund: 7

Project Name: 2015-2016 Valve Replacements

Project Location: District-wide

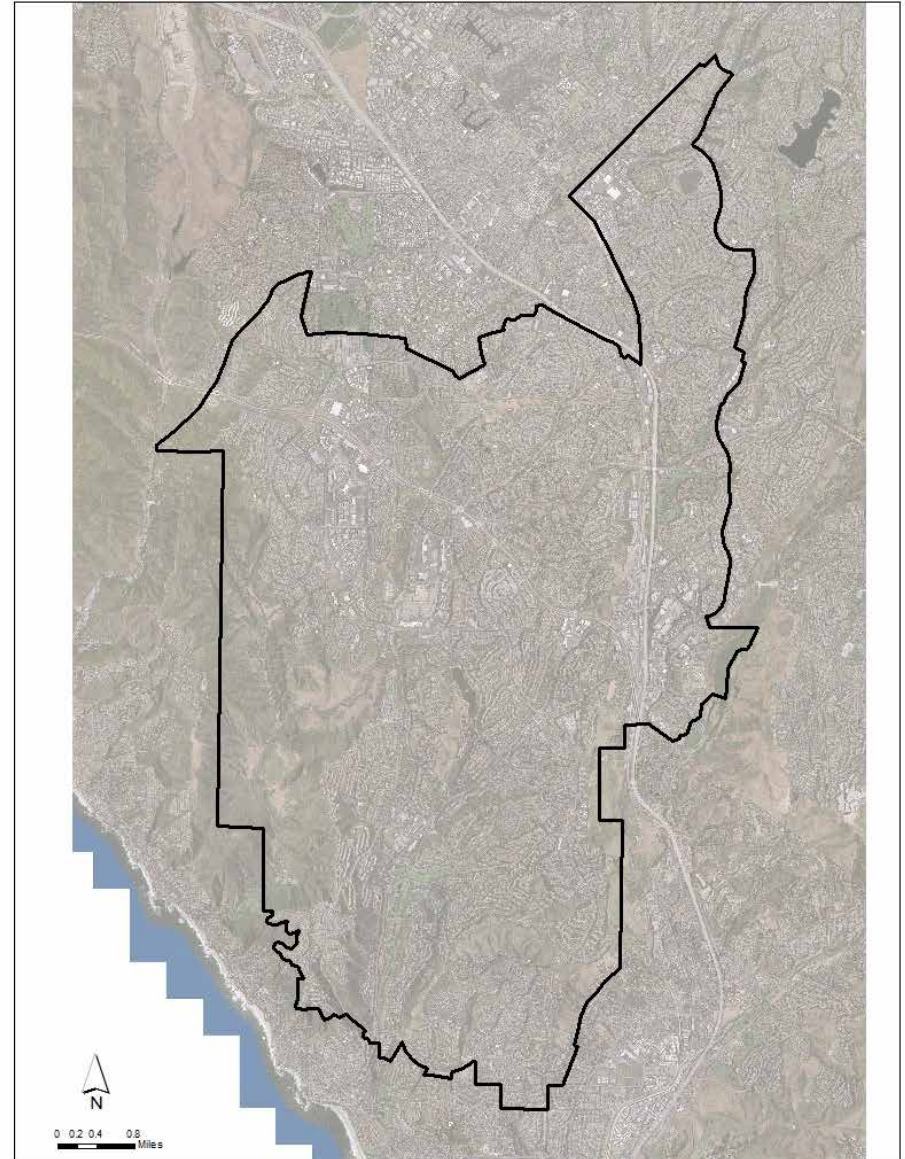
Project Description: Replace failed in-line valves.

Project Need: Many of the District's valves have exceeded their useful life and are no longer operating or have increased maintenance requirements. This program focuses on replacement of these valves on critical transmission and distribution mains. Valves in subdivisions, usually lines 8-inches and smaller, are replaced as part of the valve turning program through the operations budget.

Project Status: Proposed, 2015-2016 program – when individual projects are identified funds are transferred to the specific project.

Estimated Project Amount:

Item	Estimated Cost
Design	\$50,000
CEQA Compliance	Exempt
Geotechnical	\$20,000
Construction Contract	\$880,000
Inspection/Other	\$50,000
Total Project Budget	\$1,000,000



Capital Improvement Program – Project Description

Project No: TBD

System: Potable, District Overall

Fund: 7

Project Name: *54-inch Central Intertie Pipeline (CIP) Improvements*

Project Location: Oso Parkway, Bridlewood Drive to Antonio Parkway, Cities of Mission Viejo and Laguna Hills

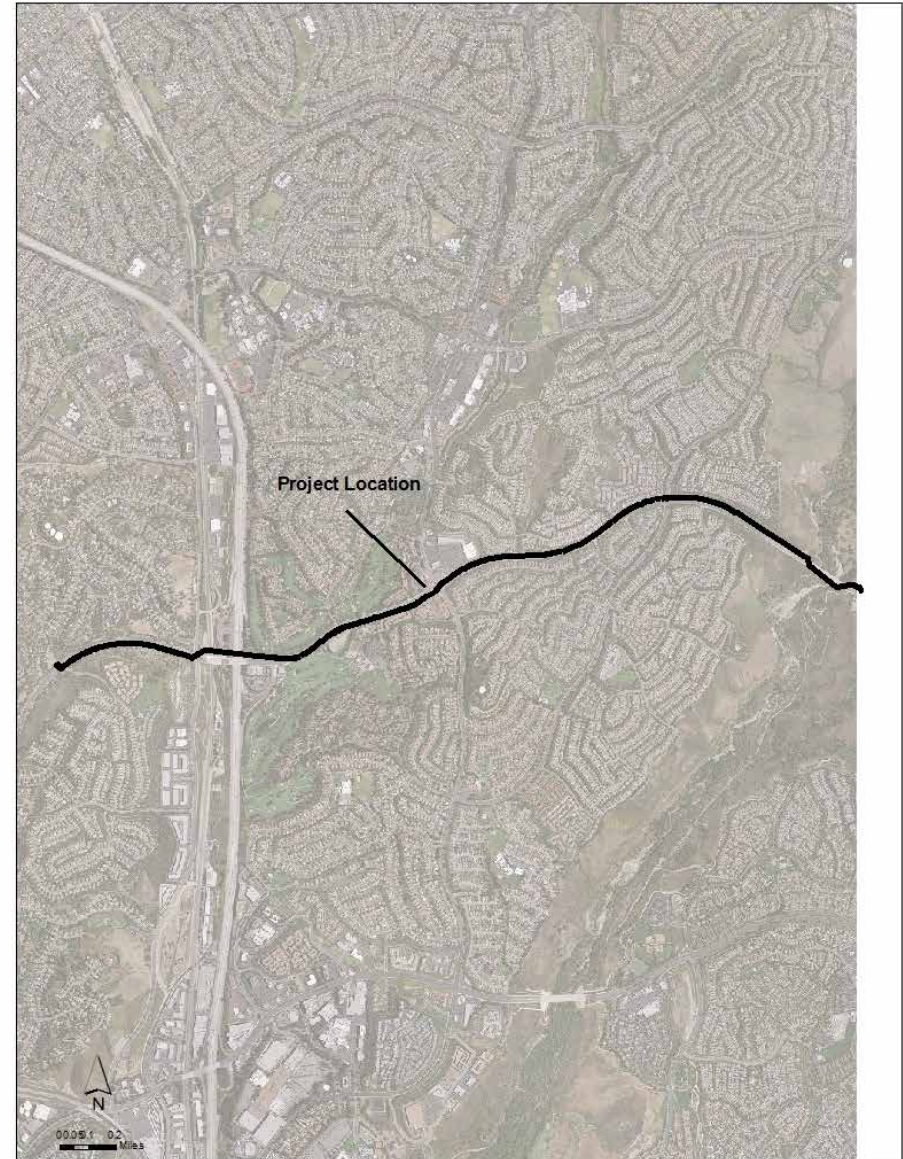
Project Description: Inspection of the Central Intertie Pipeline was completed in August 2012. A summary report was prepared to describe details of the inspection and recommend immediate, near-term (2 year), and long-term capital improvements. This project provides funds to construct proposed improvements including, but not limited to repair and replacement of corroded fittings, nuts and bolts, ventilation piping, mortar repair, re-coating of valves and fittings and cathodic protection system measurements and testing.

Project Need: As a critical water delivery facility, failure of this line would be catastrophic to District operations. The recommended improvements will enable the staff to monitor and control corrosion of pipeline and appurtenances to maintain the CIP in good working order to insure uninterrupted service.

Project Status: Proposed Projects

Estimated Project Amount:

Item	Estimated Cost
Design	\$200,000
CEQA Compliance	Exempt
Geotechnical	\$50,000
Construction Contracts	\$1,350,000
Inspection/Other	\$100,000
Total Project Budget	\$1,700,000



Capital Improvement Program – Project Description

Project No: TBD

System: Potable

Fund: 7

Project Name: *Mathis Pump Station Improvements*

Project Location: Mathis Pump Station, Laguna Hills

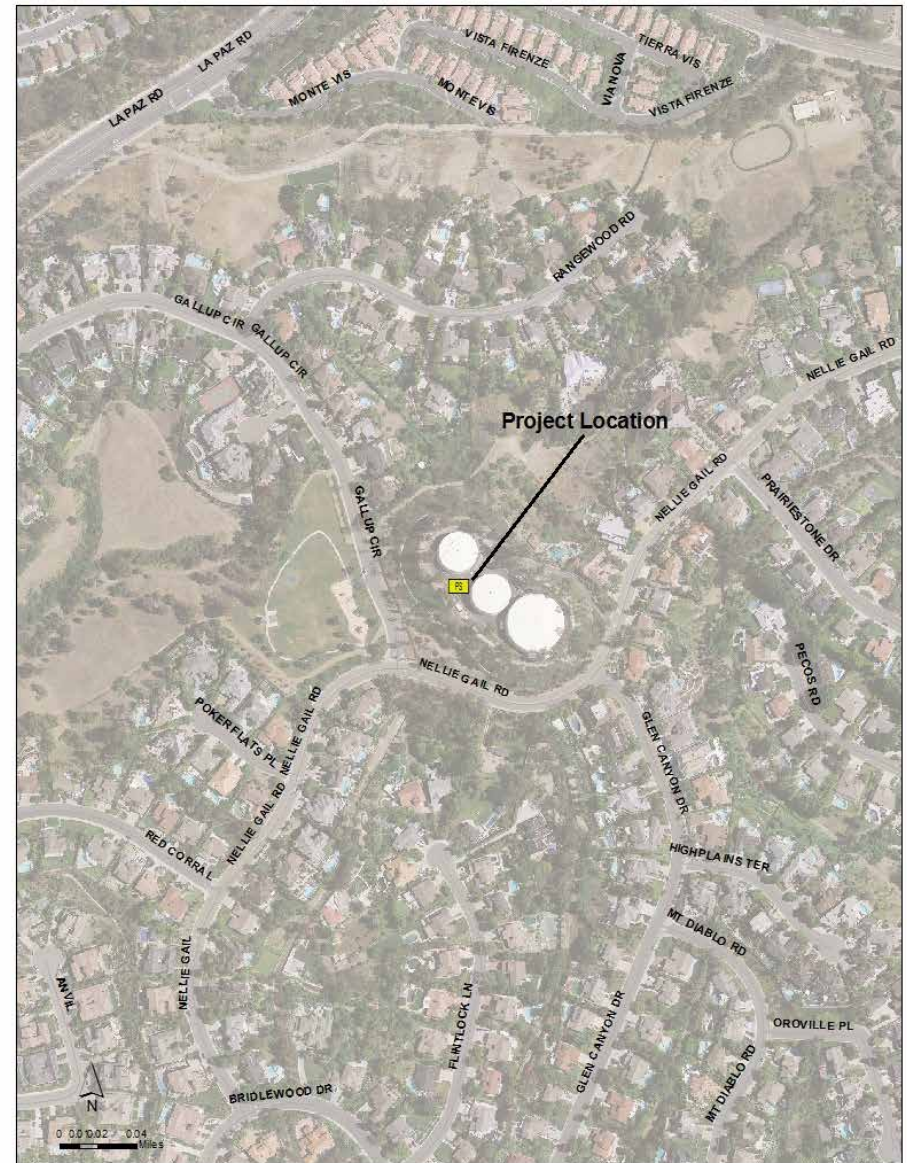
Project Description: This project will replace the existing pump and motor lifting water from the 650 to the 750 Zone, increasing flow capacity to support fire flows for the Nellie Gail community north of Oso Pkwy.

Project Need: The 750 Zone serving the Nellie Gail community north of Oso Pkwy relies on a turnout from the Bridlewood Flow Control Facility. In the event this turnout is unavailable, this community would rely on Casa Del Oso and Mathis Pump Stations for domestic service and fire flows, pumping water from the 650 to the 750 zone. If Casa Del Oso Pump Station was out of service, or if the 750 Zone water line in Bridlewood Dr. crossing Oso Pkwy was lost, Mathis Pump Station would be undersized, and could not support the community's fire flow needs. This project would engage a design review and analysis to identify needed improvements to supply 750 Zone water demands from Mathis Pump Station, and provide redundancy for the Casa Del Oso PS and Bridlewood FCF. Construction costs will be updated when the project scope and design recommendations are developed during the analysis part of the project.

Project Status: Proposed Project

Estimated Project Amount:

Item	Estimated Cost
Analysis/Design	\$90,000
CEQA Compliance	Exempt
Construction Contract	\$300,000
Inspection/Other	\$10,000
Total Project Budget	\$400,000



Capital Improvement Program – Project Description

Project No: 2009.010

System: Potable

Fund: 14

Project Name: Mission Hospital Secondary Feed

Project Location: 27700 Medical Center Road, Mission Viejo, CA 92691

Project Description: Install approximately 300 linear feet of new potable water main to provide a secondary feed to Mission Hospital.

Project Need: In the event that the distribution main in Medical Center Road was compromised, a secondary feed from the neighborhood off of Bellogente to the East would provide a secondary source of water for this critical District customer.

Project Status: Proposed Project.

Estimated Project Amount:

Item	Estimated Cost
Design	\$50,000
CEQA Compliance	Exempt
Construction	\$300,000
Inspection	\$50,000
Total Project Budget	\$400,000



Capital Improvement Program – Project Description

Project No: 2015-TBD

System: Potable and Recycled

Fund: 14

Project Name: *AMI Phase I – Potable Irrigation and Recycled Water*

Project Location: District-wide

Project Description: Phase I of this AMI Implementation Program will expand upon the District’s efforts to promote water use efficiency by establishing a remote reading and communications network, considering acoustic leak detection to detect distribution leaks, and implementing a meter data management system to complement the AMI. The District’s Potable and Recycled Water Irrigation as well as 1,800 residential customers would be provided with access to an interactive AMI customer portal which would provide reliable, secure, and real time access to their water usage data.

Project Need: The current recycled water program has required the purchase of make-up potable imported water in previous years, due to increased spikes in peak-hour demand that exceeded the available quantities of recycled water. Additionally, irrigation customers (combined potable and recycled water) utilize over a third of the District’s water demand, and optimizing water use efficiency through AMI’s capabilities would help to minimize water losses and improve customer education. Implementing AMI would assist the District in proactively identifying leaks, assist operations through demand-side

time-of-use management, and benefit the customers by providing tools for monitoring water usage and promoting behavioral changes to optimize their operations in terms of water use efficiency. This project would not only promote water use efficiency, it would serve as a pilot for Phase II of the AMI Implementation Program, which would expand the program to include all 53,600 potable water connections, in addition to the 1,301 recycled water connections and 1,368 potable irrigation connections. It is the goal of the District to fully test and fine-tune the AMI system to maximize the benefits to both the District and its customers prior to implementing the technology District-wide.

Project Status: Proposed Project

Estimated Project Amount:

Item	Estimated Cost
Equipment	\$572,000
Software	\$146,000
Training, Installation, and Setup	\$104,000
Total Project Budget*	\$822,000

*Note: **\$411,000** related to potable and **\$411,000** related to recycled

Capital Improvement Program – Project Description

Project No: TBD

System: Potable

Fund: 14

Project Name: 920 Zone Loop Pipeline

Project Location: Pacific Island Drive, Laguna Niguel

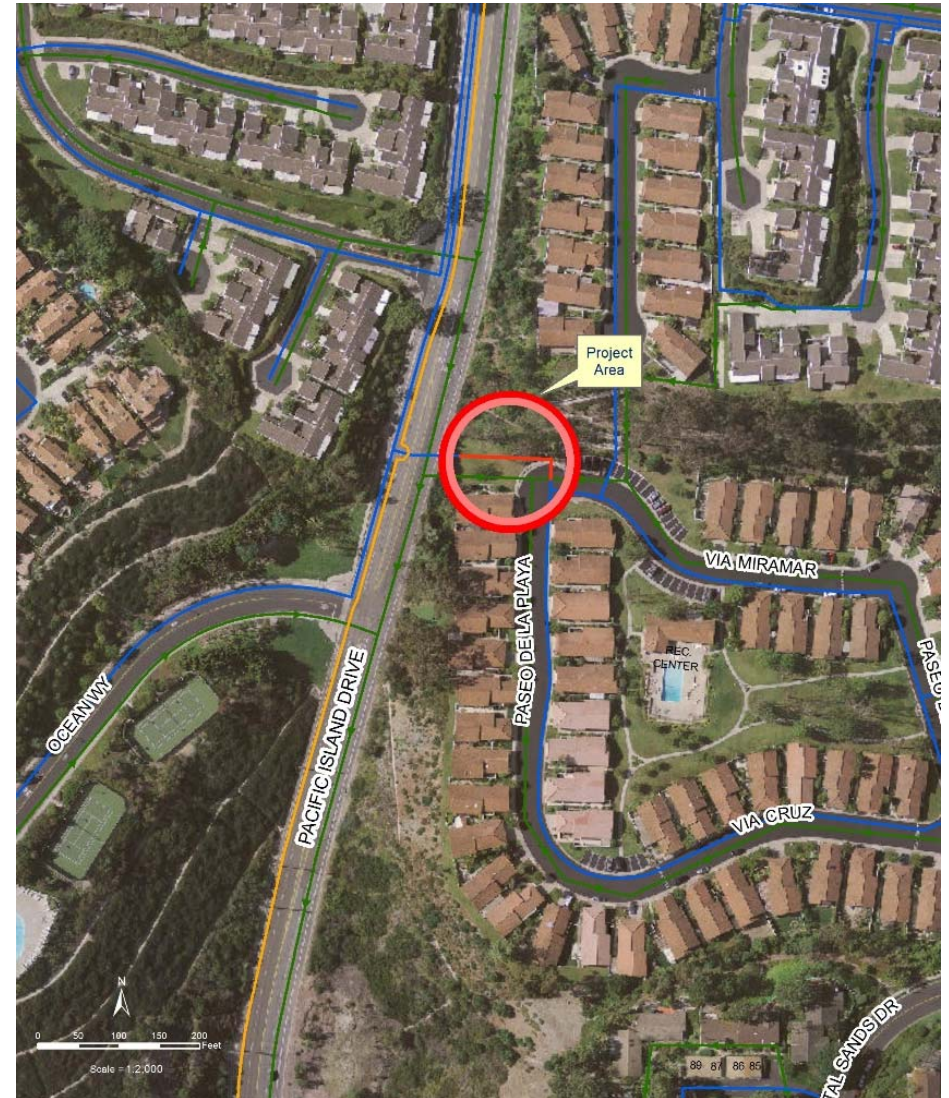
Project Description: Install new easement pipeline, approximately 300' linear feet of 8", from Pacific Island Drive to Via Miramar on the 920 zone to provide a second feed and loop the system.

Project Need: Improve hydraulics and redundancy by providing second feed and loop.

Project Status: Proposed Project

Estimated Project Amount:

Item	Estimated Cost
Design	\$30,000
CEQA Compliance	TBD
Construction Contract	\$150,000
Inspection/Other	\$20,000
Total Project Budget	\$200,000



Capital Improvement Program – Project Description

Project No: 2011.037

System: Potable

Fund: 7

Project Name: Mission Viejo High School Line/Vault Refurbishment

Project Location: Mission Viejo High School, Chrisanta Drive/La Paz Road, Mission Viejo

Project Description: Remove and replace existing 6" and 4" potable water piping and vault.

Project Need: Refurbish existing district facilities due to age and repetitive failures.

Project Status: Proposed Project.

Estimated Project Amount:

Item	Estimated Cost
Design	\$25,000
CEQA Compliance	exempt
Construction Contract	\$165,000
Inspection	\$10,000
Total Project Budget	\$200,000



Capital Improvement Program – Project Description

Project No: 2011.032

System: Potable

Fund: 7

Project Name: Old Ranch Road Easement Refurbishment

Project Location: off Old Ranch Road, Laguna Niguel

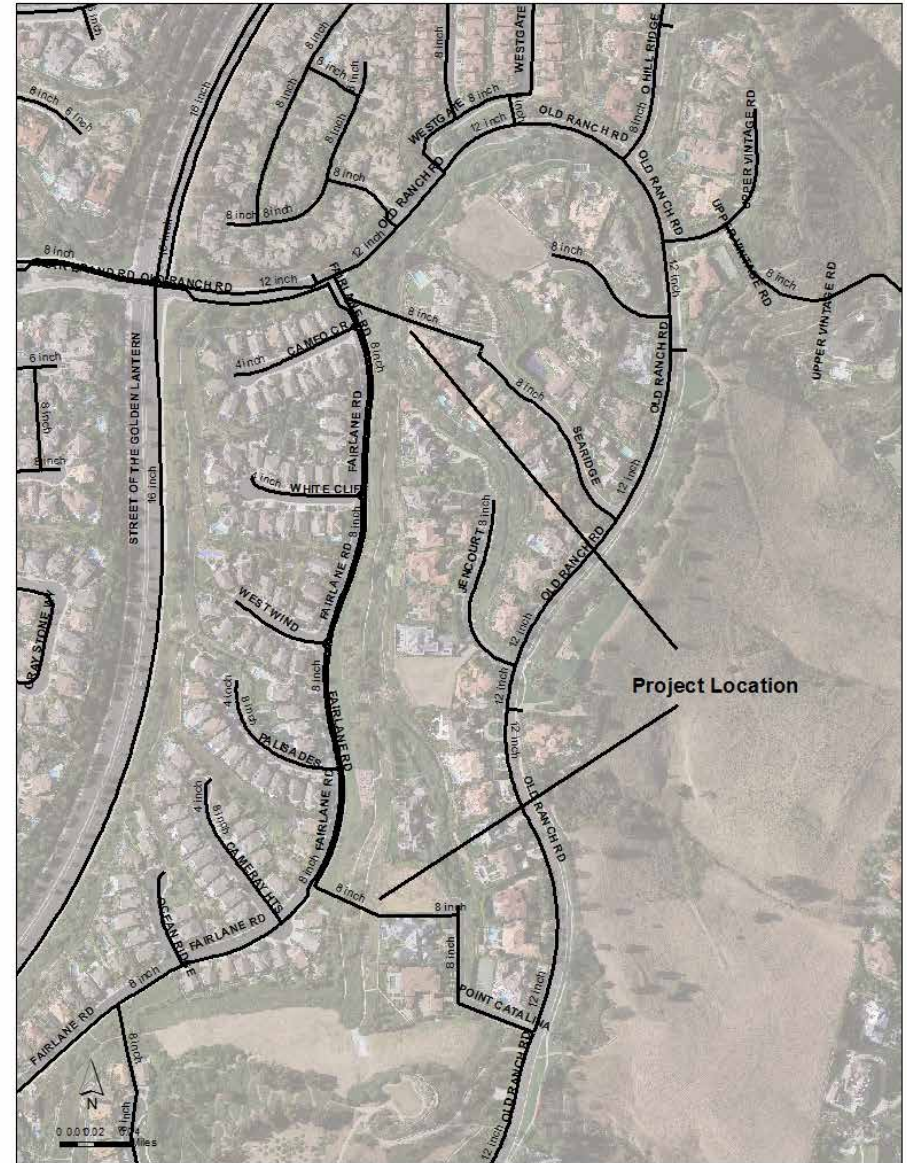
Project Description: Rehabilitate easement line from Point Catalina to Fairlane Road and abandon easement line in from Searidge to Fairlane Road.

Project Need: The two easement lines that connect Old Ranch Road to Fairlane Road had recent failures and are currently isolated. Hydraulic analysis indicates that the system can maintain satisfactory operation with the Searidge easement line abandoned and the Point Catalina easement line put back in operation through rehabilitation or replacement.

Project Status: Proposed Project

Estimated Project Amount:

Item	Estimated Cost
Design	\$25,000
CEQA Compliance	Exempt
Construction Contract	\$160,000
Inspection/Other	\$15,000
Total Project Budget	\$200,000



Capital Improvement Program – Project Description

Project No: TBD

System: Potable

Fund: 7

Project Name: *Steel Tanks Seismic and Structural Retrofit (Potable)*

Project Location: District-Wide

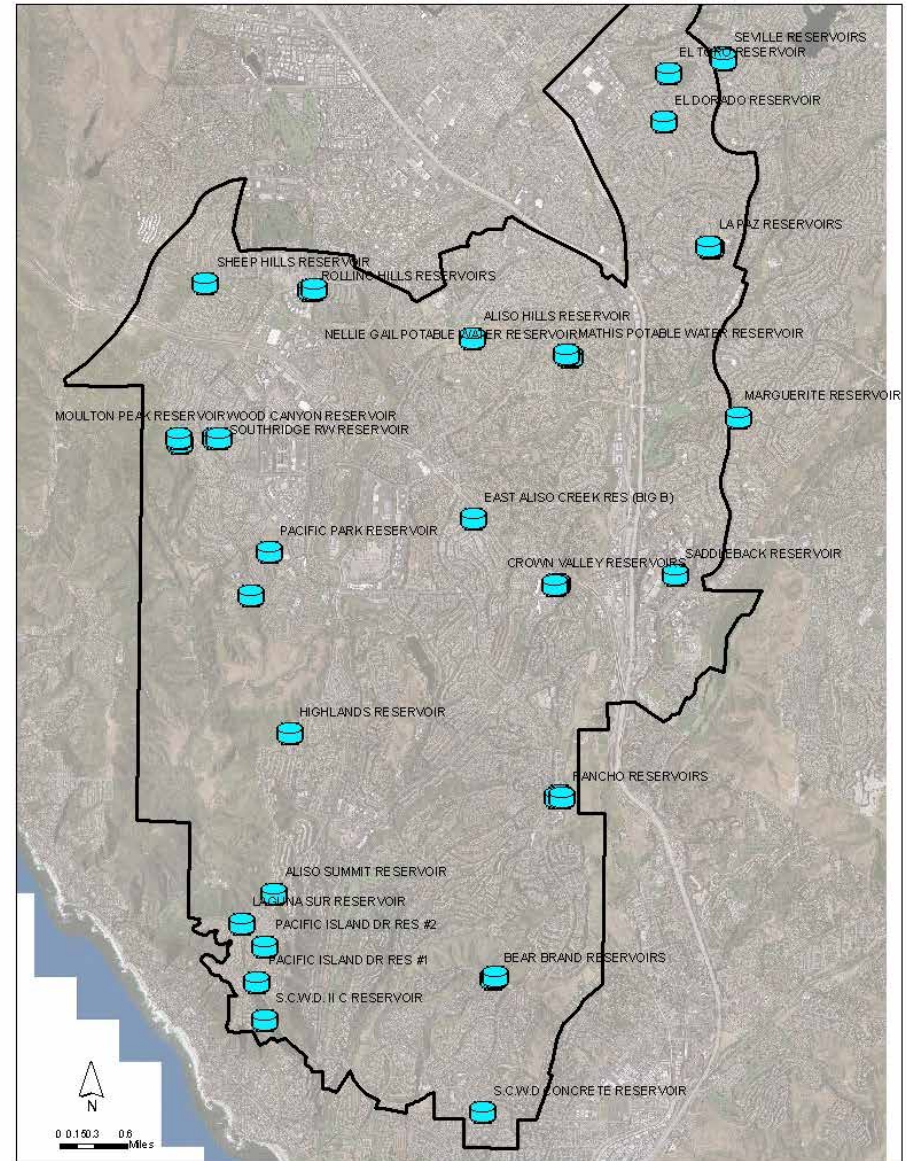
Project Description: Construct the recommendations from Project No. 2011.014 - Seismic and Structural Assessment of Steel Reservoirs to bring all steel tanks to current seismic, structural and safety standards.

Project Need: Project No. 2011.014 evaluated all the District's steel tanks for seismic, structural, and safety conditions. This is a multi-year program to bring the tanks to current standards.

Project Status: Proposed Projects

Estimated Project Amount:

Item	Estimated Cost
Design	\$200,000
CEQA Compliance	Exempt
Construction Contract	\$1,550,000
Inspection	\$50,000
Total Project Budget	\$1,800,000



Capital Improvement Program – Project Description

Project No: 2012.016

System: Potable

Fund: 7

Project Name: Little Niguel Pump Station Roof Replacement

Project Location: 30315 Niguel Road, Laguna Niguel

Project Description: Replace roof.

Project Need: The existing roof is 35-years old and damaged beyond repair with significant cracks.

Project Status: Proposed Project.

Estimated Project Amount:

Item	Estimated Cost
Design	\$0
CEQA Compliance	Exempt
Construction Contract	\$18,000
Inspection/Other	\$2,000
Total Project Budget	\$20,000



Capital Improvement Program – Project Description

Project No: TBD

System: Potable

Fund: 7

Project Name: Highland Pump Station Pressure Relief to the 650 Zone

Project Location: Highlands Pump Station, Niguel Road, Laguna Niguel

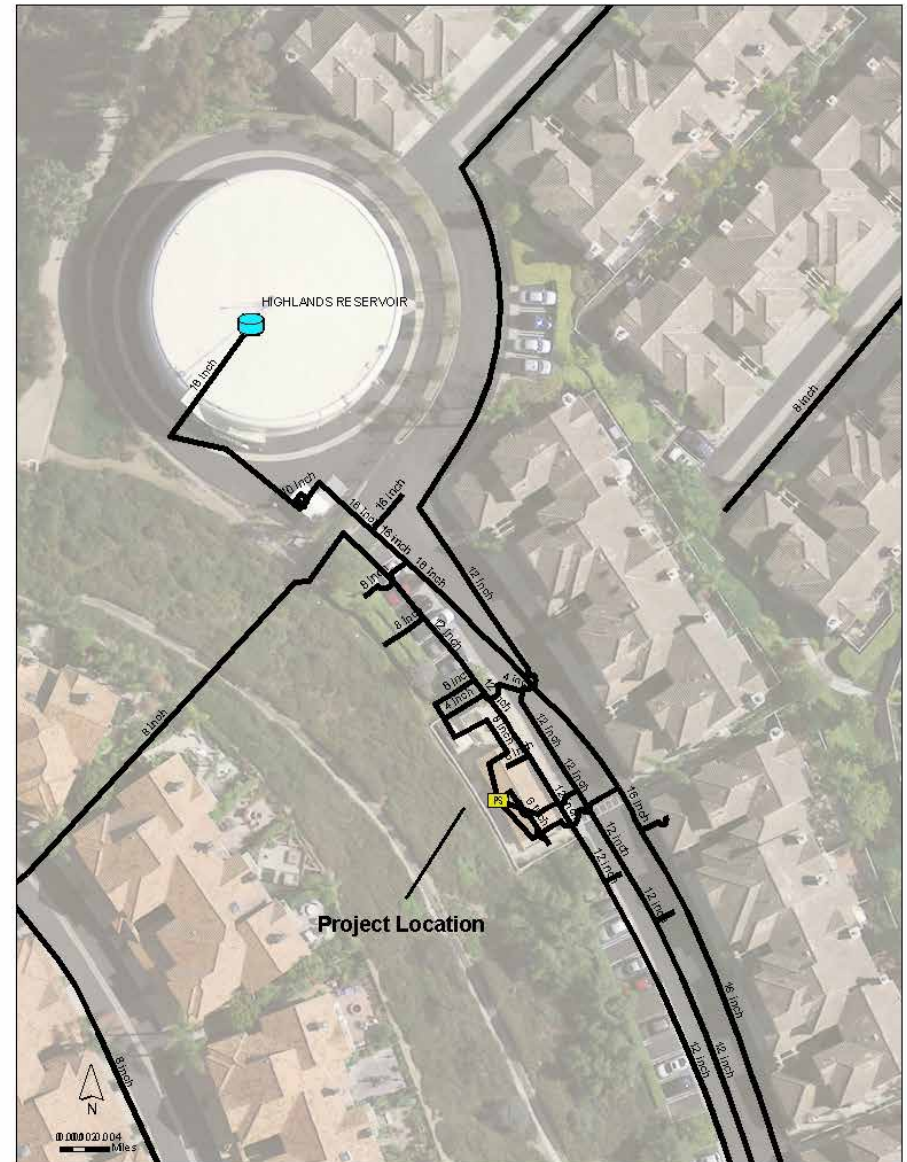
Project Description: Reconstruct a connection between the 920 and 650 pressure zones.

Project Need: This connection will allow for pressure relief from the 920 to the 650 pressure zone.

Project Status: Proposed Project

Estimated Project Amount:

Item	Estimated Cost
Design	\$20,000
CEQA Compliance	Exempt
Construction Contract	\$50,000
Inspection/Other	\$5,000
Total Project Budget	\$75,000



Capital Improvement Program – Project Description

Project No: 2012.011

System: Potable

Fund: 7

Project Name: Easement Rehabilitation Program – Phase 1

Project Location: The Easement Rehabilitation Program is a District-wide program with Phase 1 located in the Marina Hills, Niguel Ranch and surrounding areas of Laguna Niguel.

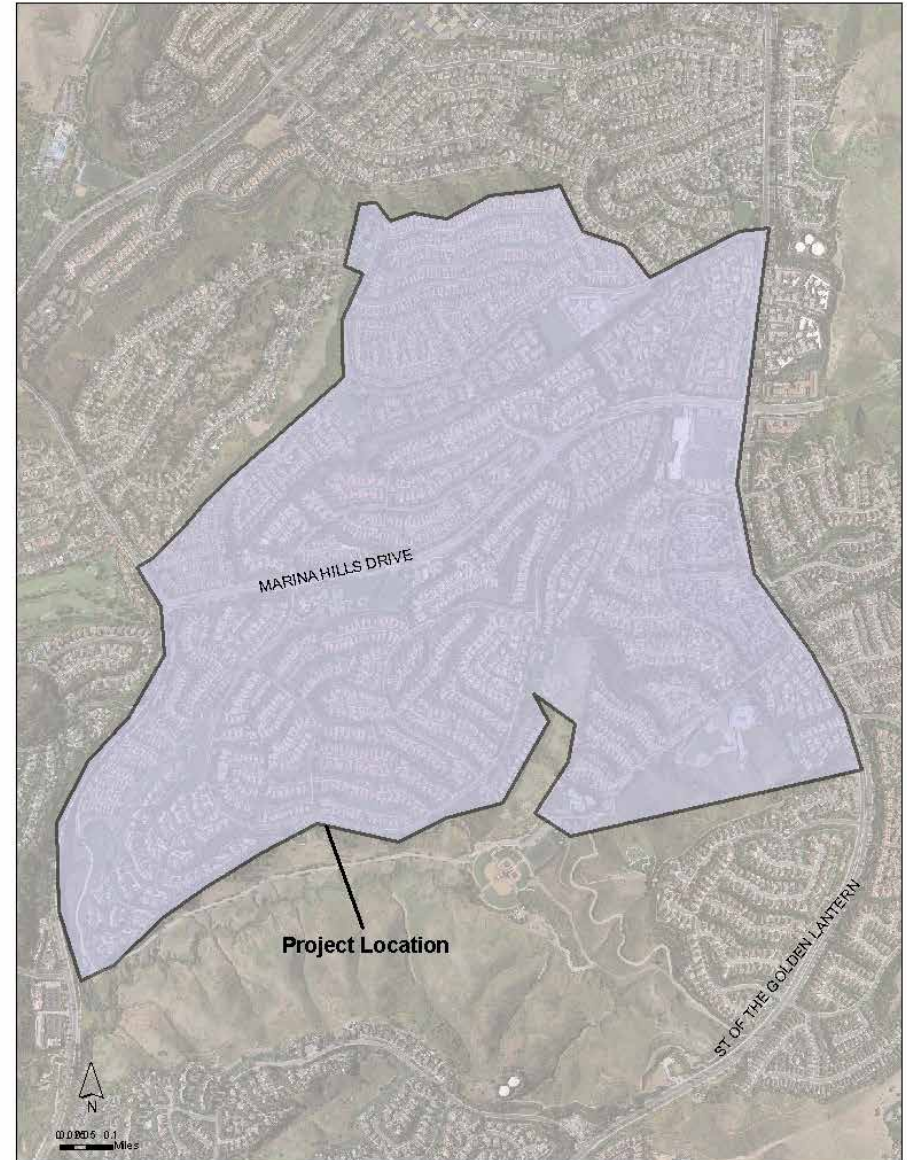
Project Description: This project implements the findings from Project 2010.023 – Easement Lining Program. This project evaluated and identified risks associated with the ductile iron pipes (DIP) in the project area. Based on the finding of the analysis, various improvement recommendations were proposed.

Project Need: As District facilities approach the end of their useful life, rehabilitation programs need to be in place to evaluate the risk of failure of a facility, replacement and/or rehabilitation options and costs, and implementation approaches. The Easement Rehabilitation Program evaluates metallic pipes in easements, their associated risks and rehabilitation/replacement needs. This is a multi-year project.

Project Status: In planning.

Estimated Project Amount:

Item	Estimated Cost
Design	\$500,000
CEQA Compliance	\$18,000
Construction Contract	\$5,600,000
Inspection	\$200,000
Total Project Budget	\$6,318,000



Capital Improvement Program – Project Description

Project No: 2015-TBD

System: Potable

Fund: 14

Project Name: 2015-2016 New System Valves

Project Location: District-wide

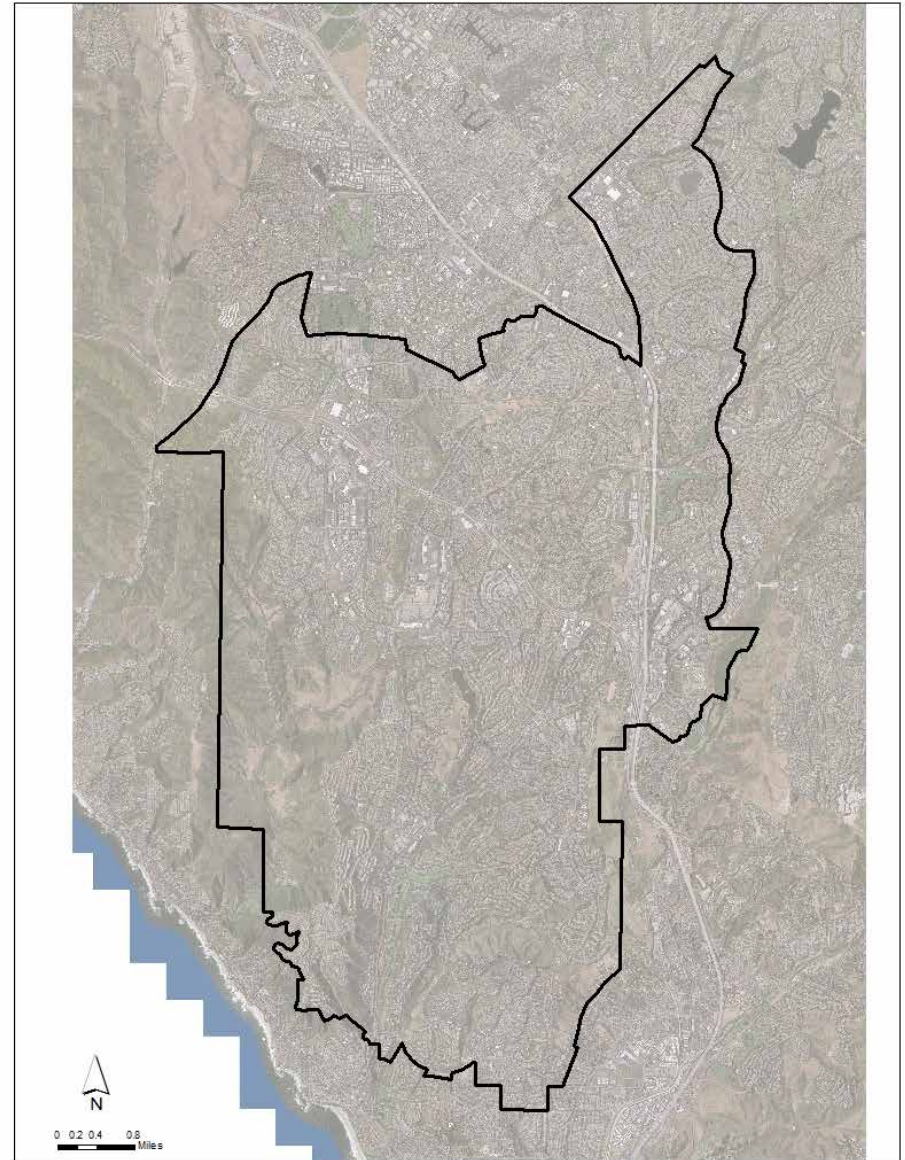
Project Description: Install new system valves where required.

Project Need: Many of the District's valves have exceeded their useful life and are no longer operating or have increased maintenance requirements. While some of these valves will be replaced as part of the valve replacement program, replacement is not necessarily imminent. During construction projects and emergencies, it occasionally becomes necessary to install new valves in order to isolate portions of the system and complete the work contemplated.

Project Status: Proposed Project

Estimated Project Amount:

Item	Estimated Cost
Design	\$10,000
CEQA Compliance	Exempt
Geotechnical	\$10,000
Construction Contract	\$120,000
Inspection/Other	\$10,000
Total Project Budget	\$150,000



Capital Improvement Program – Project Description

Project No: TBD

System: Potable

Fund: 7

Project Name: Easement Rehabilitation Program – Phase 2

Project Location: District-wide

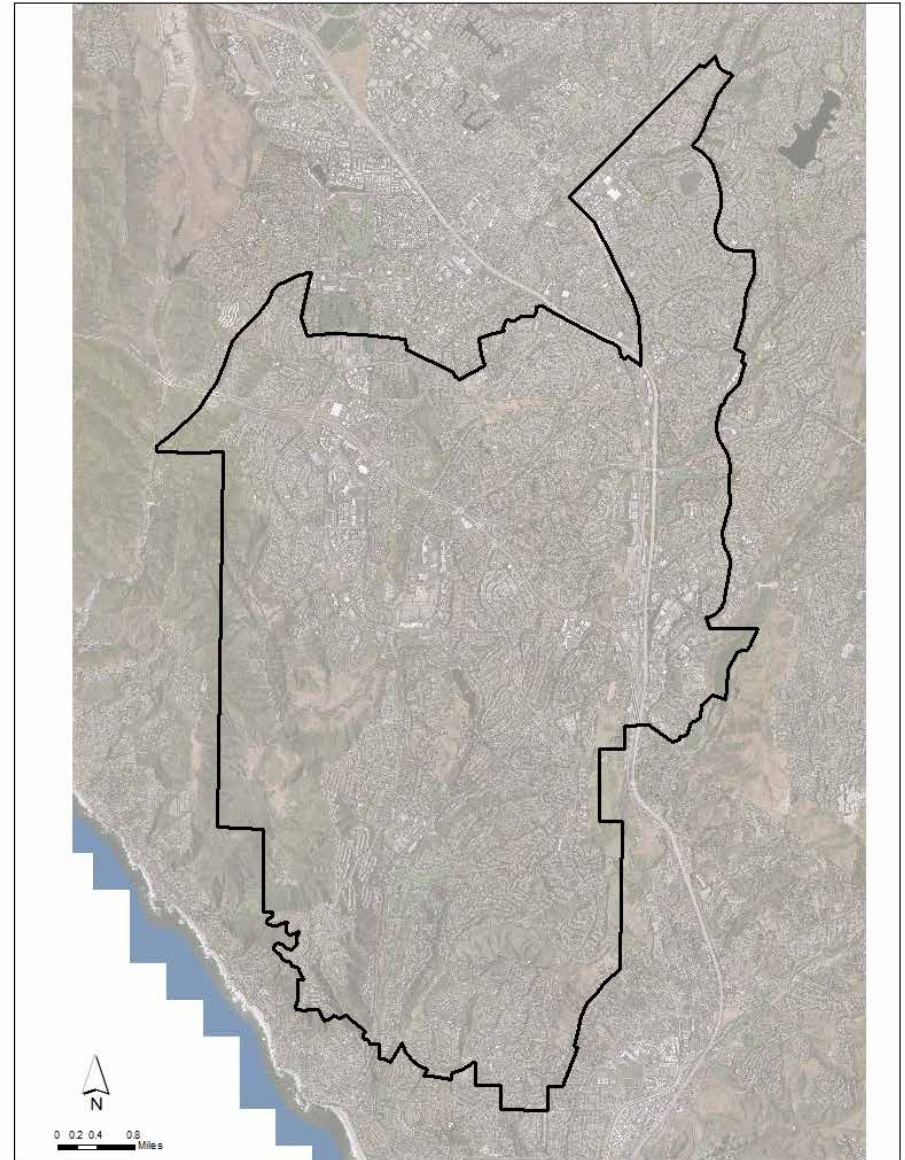
Project Description: This project is a continuation of an Easement Rehabilitation Program. Based on the outcome of the Phase 1, other areas where metallic pipes are in easements will be evaluated. Based on the finding of the analysis, additional improvements to easement pipes will be performed.

Project Need: As District facilities approach the end of their useful life, rehabilitation programs need to be in place to evaluate the risk of failure of a facility, replacement and/or rehabilitation options and costs, and implementation approaches. The Easement Rehabilitation Program evaluates metallic pipes in easements, their associated risks and rehabilitation/replacement needs. This is a multi-year project.

Project Status: Proposed Project

Estimated Project Amount:

Item	Estimated Cost
Design	\$500,000
CEQA Compliance	\$20,000
Construction Contract	\$4,280,000
Inspection	\$200,000
Total Project Budget	\$5,000,000



Capital Improvement Program – Project Description

Project No: TBD

System: Potable

Fund: 14

Project Name: *Saddleback PS Generator Emergency Connection*

Project Location: Saddleback Pump Station

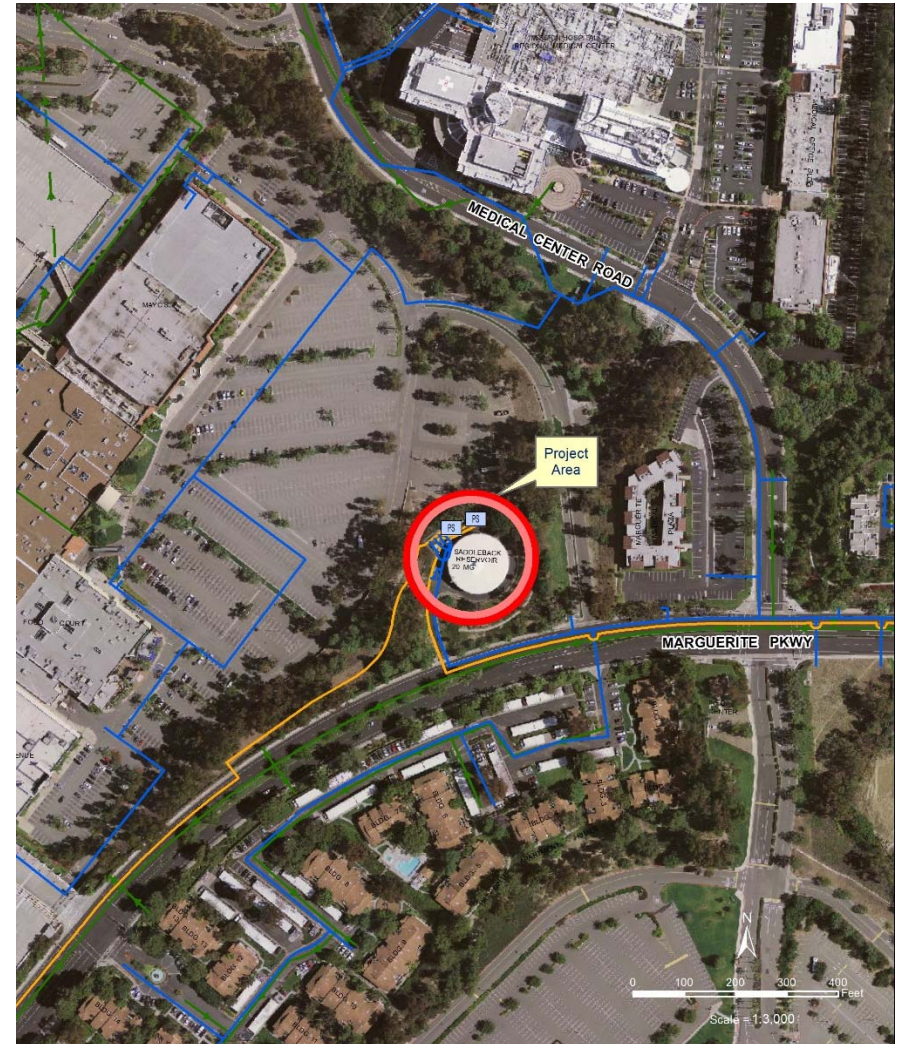
Project Description: Install new emergency generator connection.

Project Need: This pump station is a vital link between pressure zones 450 and 650 PS and serves Mission Hospital. This project will allow for a quick connection of a portable generator to the pump station.

Project Status: Proposed Project

Estimated Project Amount:

Item	Estimated Cost
Design	\$25,000
CEQA Compliance	Exempt
Construction Contract	\$35,000
Inspection	\$0
Total Project Budget	\$60,000



Saddleback PS-Emergency Connections

Capital Improvement Program – Project Description

Project No: TBD

System: Potable

Fund: 7

Project Name: Pressure Zone 450 Aliso Creek Potable Water Line Relocation

Project Location: City of Laguna Hills, along Alicia Parkway south of Paseo de Valencia

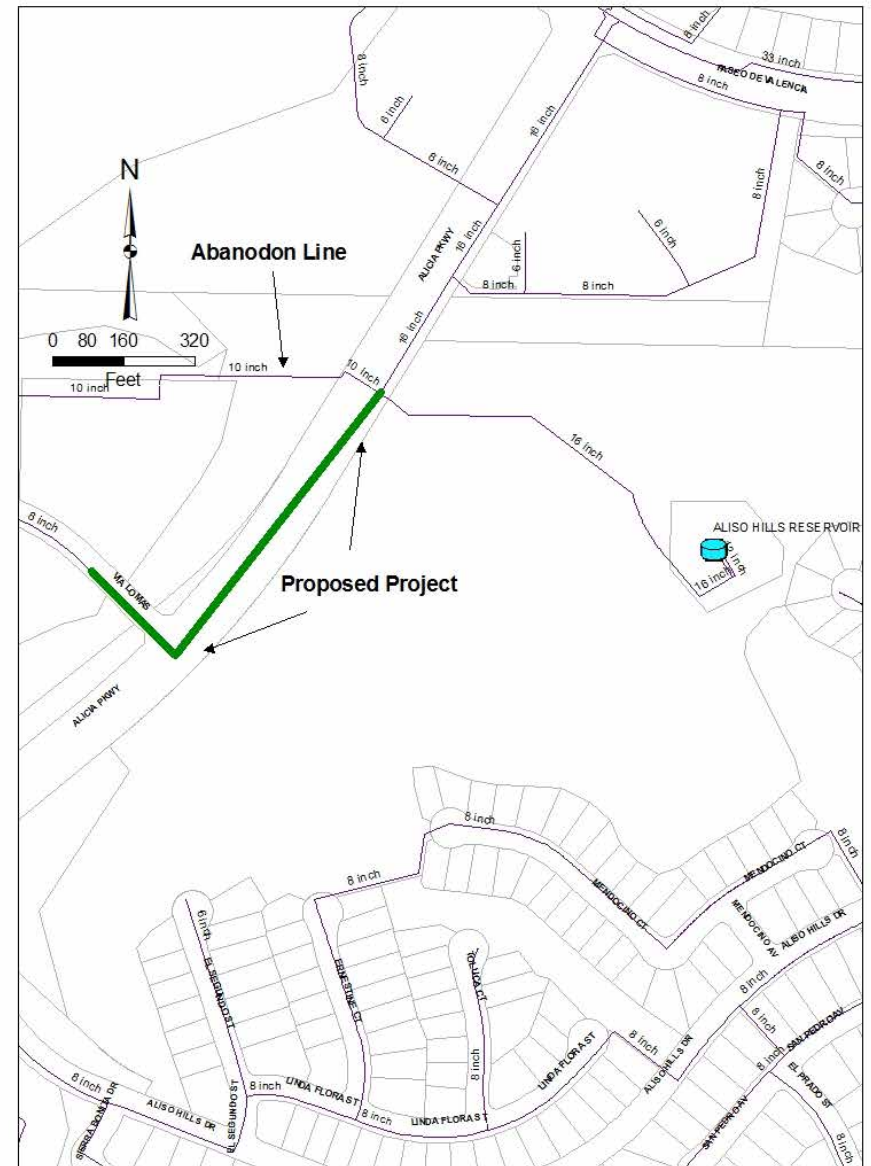
Project Description: Install about 1,000 feet of 10-inch diameter pipe and abandon about 500 feet under Aliso Creek.

Project Need: The existing potable water line under Aliso Creek has failed and is currently inactive. The new line will replace the existing line in a more environmentally acceptable location. This line is necessary to provide system connection to the Aliso Hills Reservoir.

Project Status: Proposed Project

Estimated Project Amount:

Item	Estimated Cost
Design	\$50,000
CEQA Compliance	Exempt
Construction Contract	\$225,000
Inspection/Other	\$25,000
Total Project Budget	\$300,000



Capital Improvement Program – Project Description

Project No: TBD

System: Potable

Fund: 7

Project Name: Vault Removal (11 sites)

Project Location: Various – see table

Project Description: Remove existing appurtenances, reconnect piping and abandon concrete vaults per City requirements. In addition, investigate placing in-line micro-turbines as an alternative to abandonment.

Project Need: The existing vaults have significant corrosion and maintenance needs and are no longer required for system operation.

Project Status: Proposed Project

Estimated Project Amount:

Item	Estimated Cost
Design	\$50,000
CEQA Compliance	Exempt
Construction Contract	\$550,000
Inspection/Other	\$10,000
Total Project Budget	\$610,000

Facility	Location
Marseille PR Vault	Laguna Sur HOA, Marseille Drive at Ocean Way
Talavera Metering Vault	Laguna Sur HOA, Talavera Dr at Antibes
Niguel Road Metering Vault	Niguel Rd, north of Beacon Hill Way
Bridge Valve Vault No. 1	On Aliso Viejo Parkway between Indian Hills and Moulton.
Bridge Valve Vault No. 2	On Aliso Viejo Parkway between Indian Hills and Moulton.
Moulton/Via Lomas Metering Vault	On Moulton at entrance to Villa Solana Apts.
Alicia/Laguna Court Metering Vault	On Alicia across from Laguna Court in sidewalk. Major cross streets are Alicia and Moulton.
Clover Hill Lane Metering Vault	In grass area on easement to Via Lomas.
MOV No. 3 Vault	On Alicia south of Highlands.
MOV No. 6 Vault	On Niguel Road east of Crown Valley
La Paz Underground Check Valve Vault	On Cabot Road across the street from La Paz Underground Pump Station in the planter.

Capital Improvement Program – Project Description

Project No: 2011.026

System: Potable

Fund: 7

Project Name: Rancho Underground Pump Station Refurbishment

Project Location: Avenida Del Caballo, Laguna Niguel

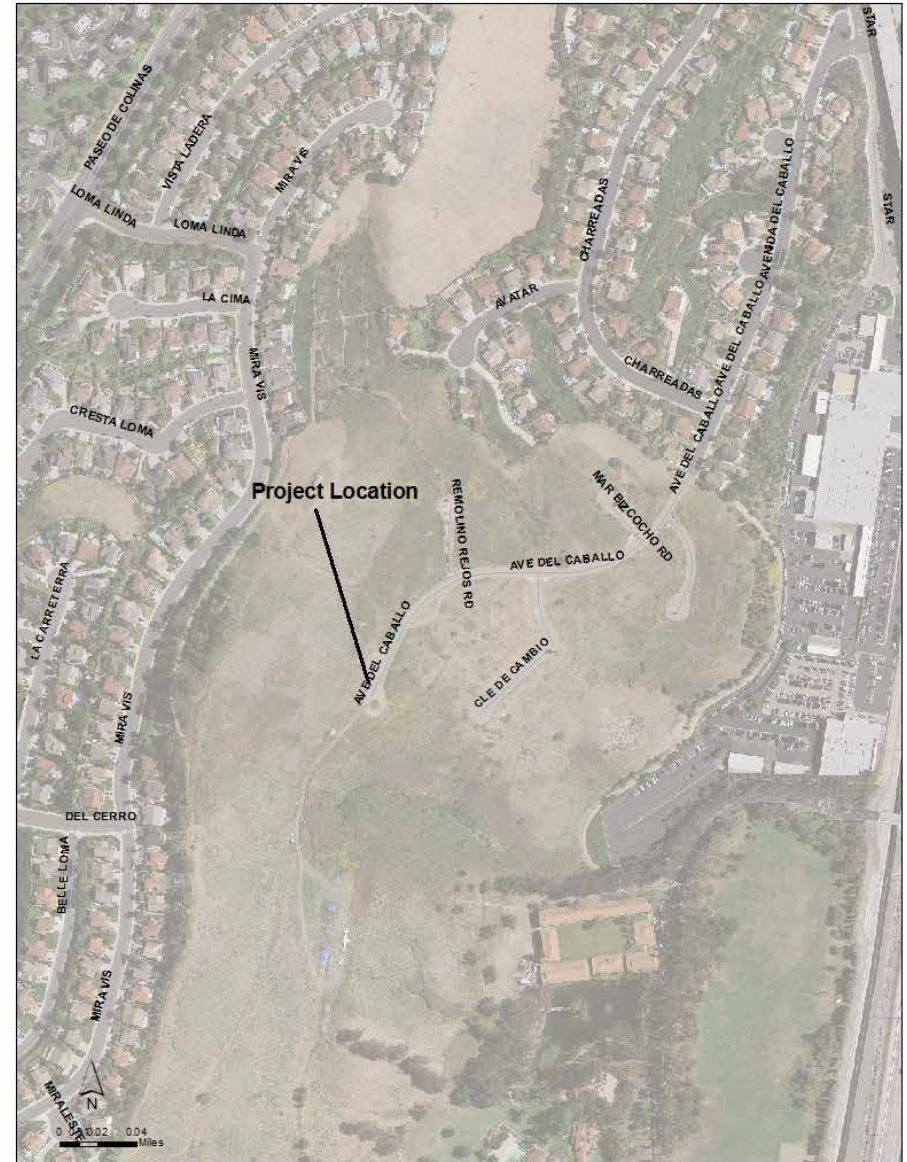
Project Description: Replacement of existing pumps, motors, valves, and various piping.

Project Need: The existing equipment has reached its useful life and requires replacement. Planned development of this area will require that the station be relocated.

Project Status: Proposed Project

Estimated Project Amount:

Item	Estimated Cost
Design	\$25,000
CEQA Compliance	Exempt
Construction Contract	\$220,000
Inspection/Other	\$5,000
Total Project Budget	\$250,000



Capital Improvement Program – Project Description

Project No: TBD

System: Potable

Fund: 7

Project Name: Pacific Park PS Pump and Engine Replacement

Project Location: Laguna Niguel

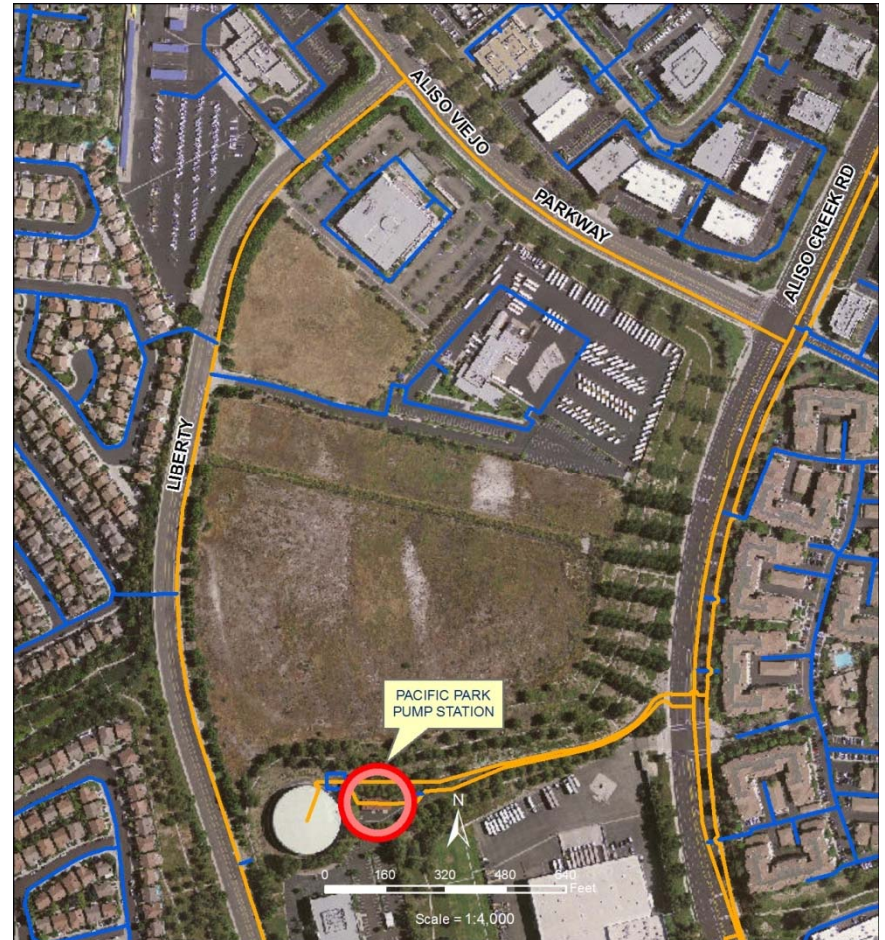
Project Description: Remove and replace the fire pump and natural gas engine, the pump control valve, suction and discharge valves, and associated piping.

Project Need: The equipment is over 25 years old. The pump and engine have out lived their life expectancy and can no longer be refurbished.

Project Status: Proposed Project

Estimated Project Amount:

Item	Estimated Cost
Design	\$80,000
CEQA Compliance	Exempt
Construction Contract	\$510,000
Inspection/Other	\$10,000
,-Total Project Budget	\$600,000



Capital Improvement Program – Project Description

Project No: TBD

System: Potable

Fund: 7

Project Name: Rolling Hills Pump Station Engine and Pump Replacement

Project Location: Rolling Hills PS, 25343 Cedarbrook, Aliso Viejo

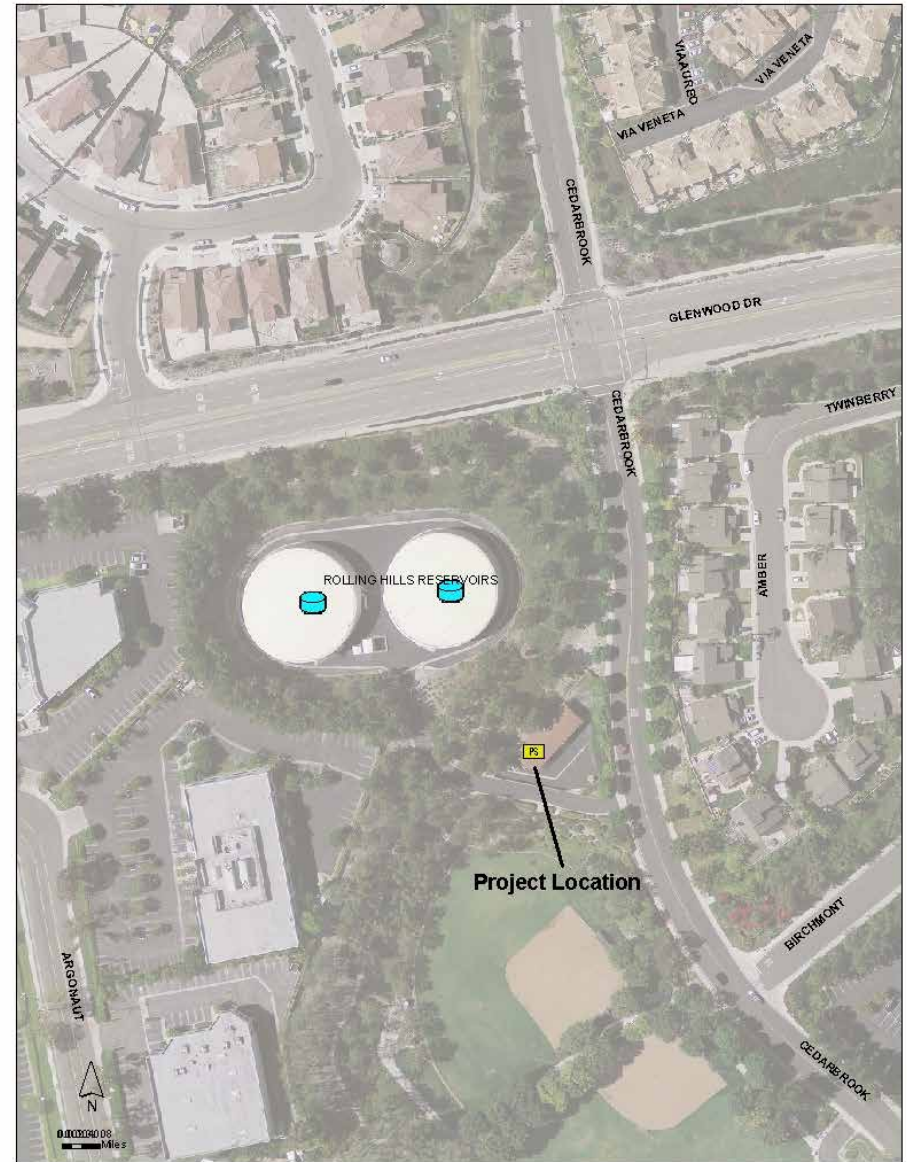
Project Description: Replace existing auxiliary engine, pump assembly, claval, suction valves and discharge valves, and associated piping.

Project Need: The pump was built in 1988. A replacement of the engine and pump is needed as it can no longer be refurbished.

Project Status: Proposed Project

Estimated Project Amount:

Item	Estimated Cost
Design	\$80,000
CEQA Compliance	Exempt
Implementation	\$585,000
Inspection/Other	\$10,000
Total Project Budget	\$675,000



Capital Improvement Program – Project Description

Project No: TBD

System: Potable

Fund: 7

Project Name: Sheep Hills Pump Station Engine & Pump Replacement

Project Location: Aliso Viejo

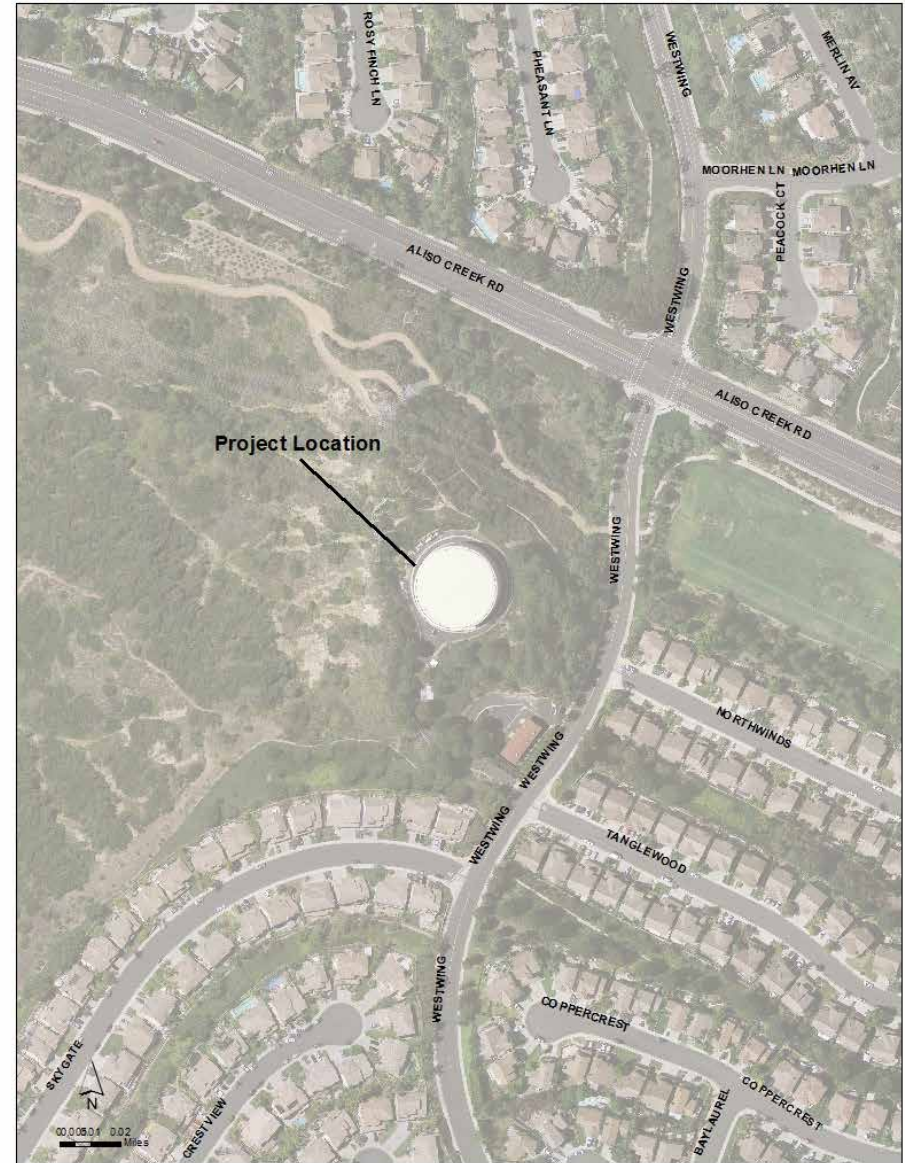
Project Description: Remove and replace the fire pump and gas engine, the pump control valve, and the suction and discharge shutoff valves, and associated piping.

Project Need: The fire pump and gas engine are over 25 years old. The equipment has out lived its life expectancy and can no longer be refurbished.

Project Status: Proposed Project

Estimated Project Amount:

Item	Estimated Cost
Design	\$110,000
CEQA Compliance	Exempt
Construction Contract	\$920,000
Inspection	\$10,000
Total Project Budget	\$1,040,000



Capital Improvement Program – Project Description

Project No: 2012.010

System: Potable

Fund: 7

Project Name: *Crown Valley Parkway 16-in. Potable Water Line Rehabilitation*

Project Location: Crown Valley Parkway from ID #1 Master Meter to Eastern Transmission Main in Camino Capistrano

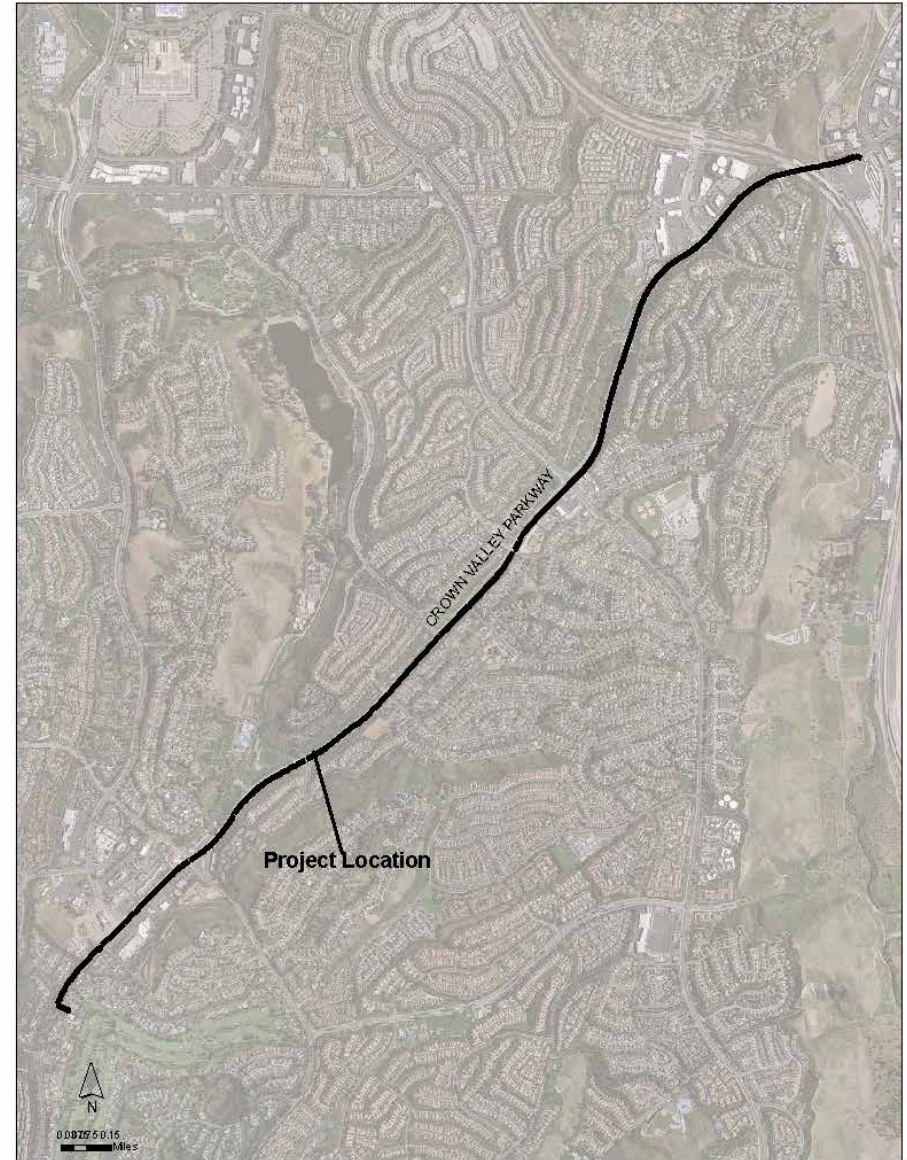
Project Description: Perform analysis to determine the best rehabilitation methodology for the approximately 4 miles of a 16-inch transmission main and implement recommendations.

Project Need: The 16-inch main was constructed in the early 1960's. The line has experienced an increased number of failures in the past few months. This project will determine the most appropriate methods to maintain this pipeline in operation, either through replacement or rehabilitation, provide a timeline for the improvements, and develop project costs to be programmed into the District's Capital Improvement Program.

Project Status: In planning.

Estimated Project Amount:

Item	Estimated Cost
Analysis & Design	\$90,000
CEQA Compliance	Exempt
Construction Contract	\$550,000
Inspection	\$10,000
Total Project Budget	\$650,000



Capital Improvement Program – Project Description

Project No: TBD

System: Potable

Fund: 7

Project Name: *Little Niguel PS Pump Replacement*

Project Location: Little Niguel Pump Station. 30315 Niguel Road, Laguna Niguel

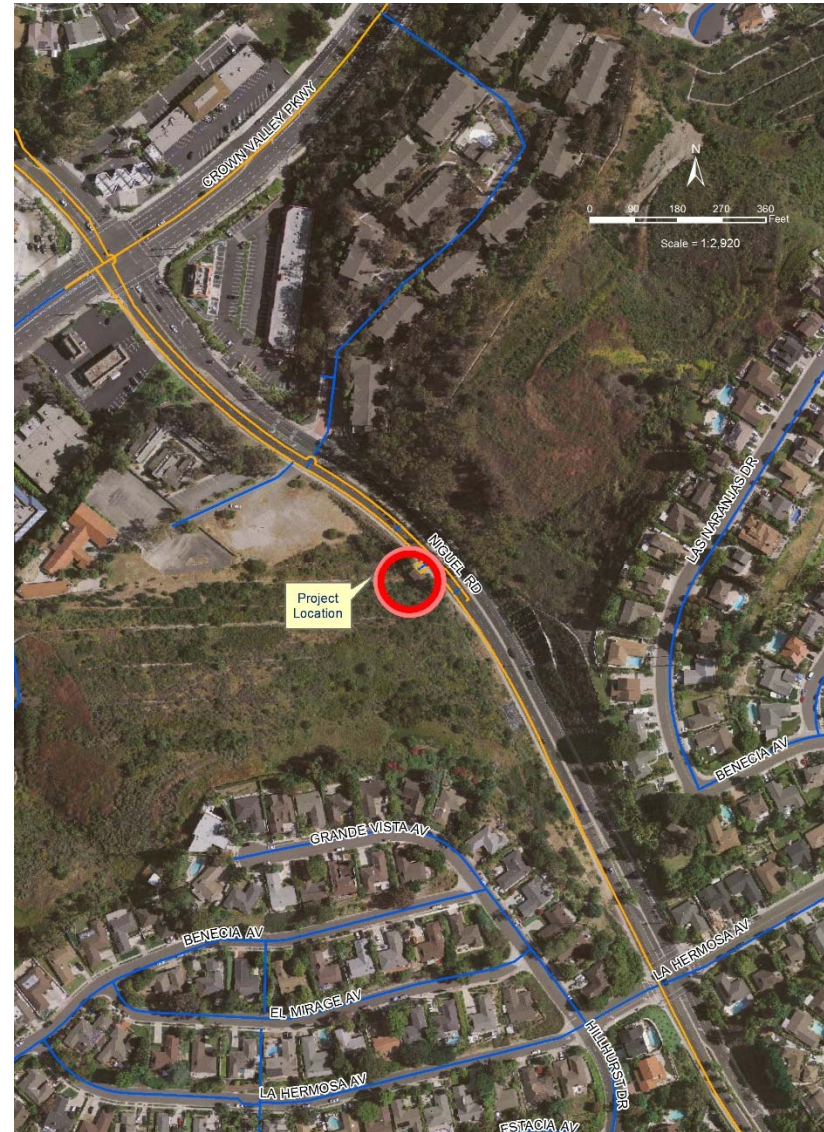
Project Description: Replace existing 125 HP pump, motor, and select piping and valves.

Project Need: Pump is original and has reached its useful life.

Project Status: Proposed Project

Estimated Project Amount:

Item	Estimated Cost
Design	\$40,000
CEQA Compliance	Exempt
Construction Contract	\$200,000
Inspection/Other	\$10,000
Total Project Budget	\$250,000



RECYCLED SYSTEM PROJECTS

Capital Improvement Program – Project Description

Project No: 2012.037

System: Recycled

Fund: 7

Project Name: Oso Parkway 12-inch Recycled Water Main Relocation

Project Location: Mission Viejo

Project Description: Relocate the existing 12-inch recycled water main in Oso Parkway at the bridge crossing, west of Country Club Drive, adjacent to Mission Viejo Country Club.

Project Need: Relocation of this pipeline is required for the bridge and street widening improvement project along Oso Parkway.

Project Status: In planning.

Estimated Project Amount:

Item	Estimated Cost
Design	\$50,000
CEQA Compliance	Exempt
Construction Contract	\$194,898
Inspection	\$0
Total Project Budget	\$244,898



Capital Improvement Program – Project Description

Project No: 2013.002

System: Recycled

Fund: 7

Project Name: *Mathis Recycled Water Reservoir Re-Coating & Improvements*

Project Location: Laguna Hills

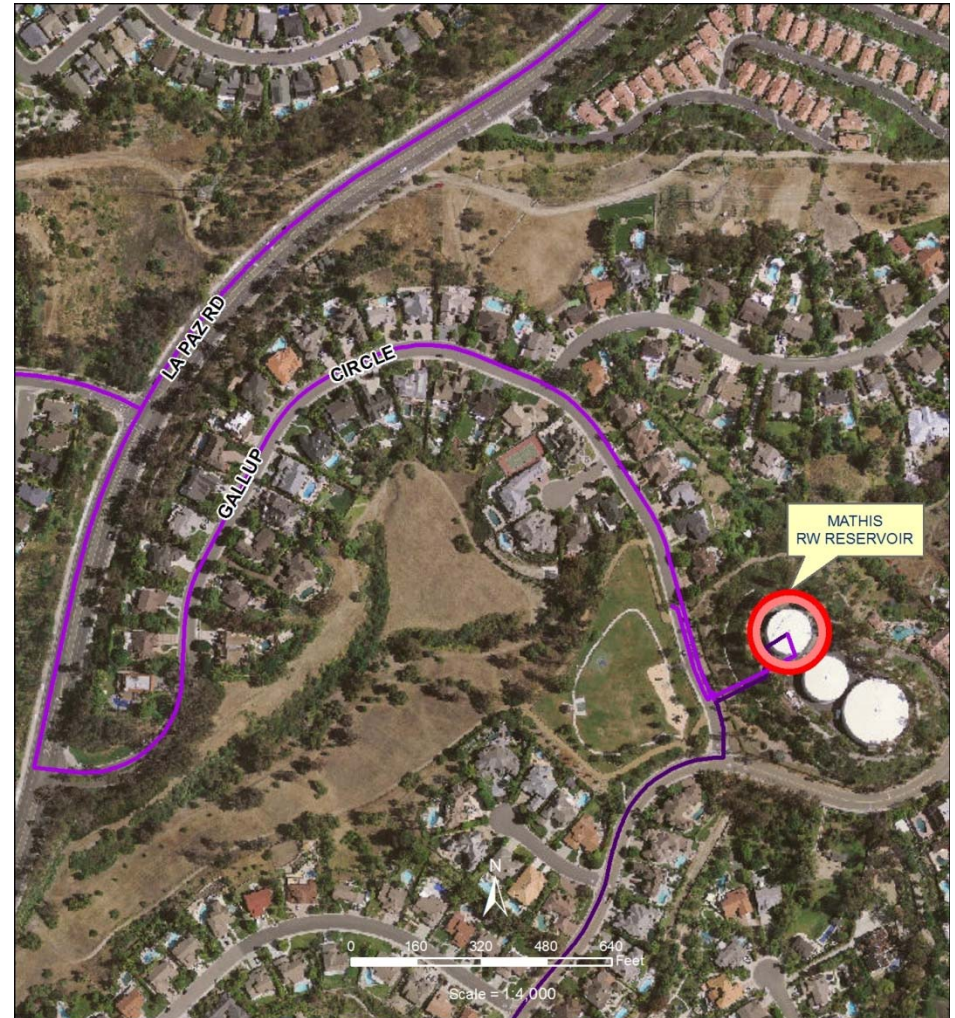
Project Description: Re-coat the interior and exterior of steel reservoirs and construct minor piping repairs as recommend in the Steel Tank assessment Final Report.

Project Need: Steel reservoirs are coated to prevent oxidation of the steel shell. The life expectancy of a coating system is between 15 to 20 years. The District inspects all of its reservoirs every 10 years to determine if and when recoating is needed. This project also will modify the inlet/outlet piping support and repair rusted piping.

Project Status: In Design.

Estimated Project Amount:

Item	Estimated Cost
Design	\$15,000
CEQA Compliance	Exempt
Construction Contract	\$750,000
Inspection	\$35,000
Total Project Budget	\$800,000



Capital Improvement Program – Project Description

Project No: 2014.010

System: Recycled

Fund: 6

Project Name: Aliso Village RW Extension

Project Location: South of Aliso Village Shopping Center and north of Laguna Niguel Regional Park, Laguna Niguel

Project Description: Install new 6-inch recycled water main from ex. 16" recycled water main in Laguna Niguel Regional Park (north of Sulphur Creek)-- approximately 280 linear feet from ex. main to terminus at 2 new services.

Project Need: Aliso Village shopping area has been targeted for landscape irrigation recycled water retrofit; project will establish 2 points of connection for recycled water use.

Project Status: In design and construction

Estimated Project Amount:

Item	Estimated Cost
Design	\$25,000
CEQA Compliance	Exempt
Construction Contracts	\$100,000
Inspection/Other	\$25,000
Total Project Budget	\$150,000



Aliso Village RW Extension

Capital Improvement Program – Project Description

Project No: 2014.011

System: Recycled

Fund: 6

Project Name: *Recycled Water System Extension*

Project Location: District-wide

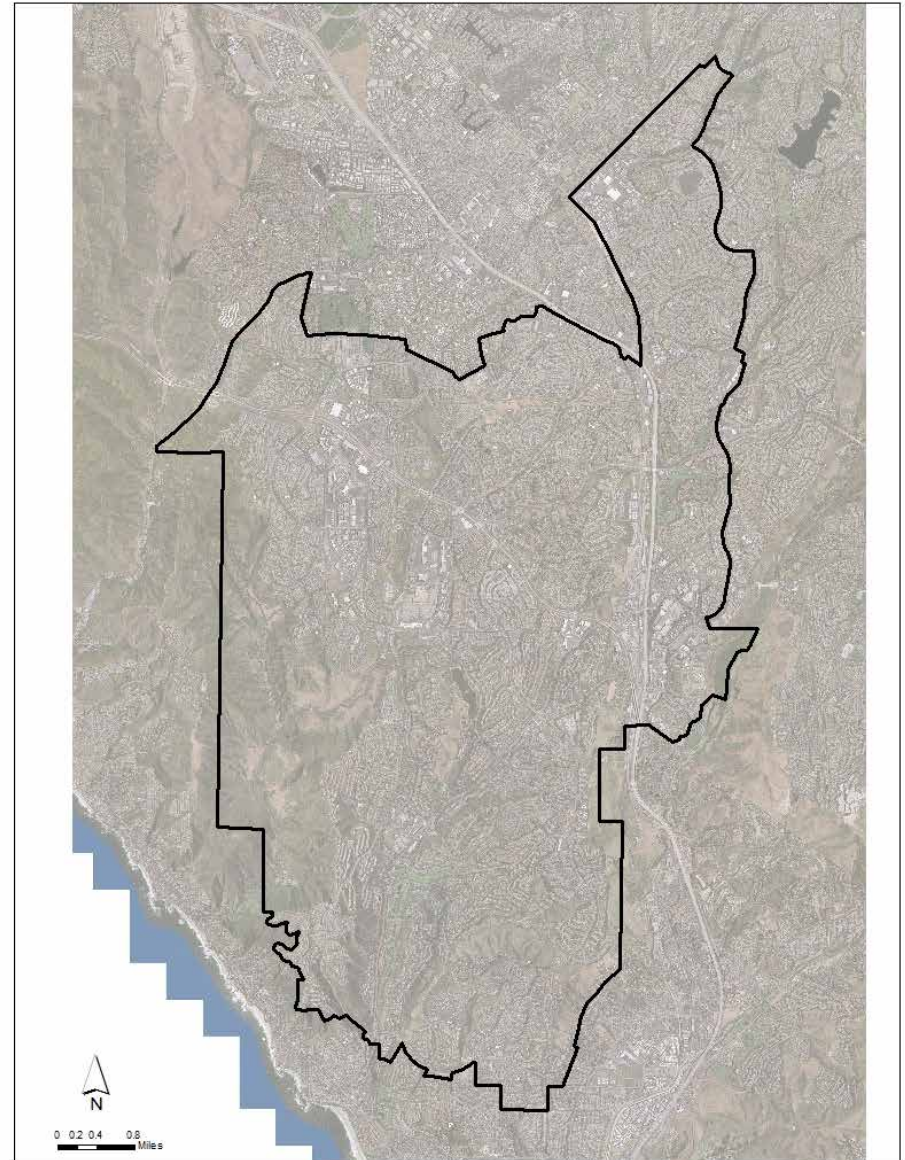
Project Description: Perform recycled water mainline extensions required to reach new recycled water service connections and irrigation pumps. Install recycled water services including associated meters.

Project Need: The project is located in the Cities of Aliso Viejo and Laguna Niguel. The project will provide 102 acre-feet of recycled water in lieu of potable water. The project will install about 7,500 feet of 8-inch and 6-inch PVC with 32 recycled water services: 12 services in the Laguna Audubon HOA and 20 services in various locations in Laguna Niguel and Aliso Viejo. The total amount of potable water converted to recycled water will be 102 acre-feet per year.

Project Status: In design.

Estimated Project Amount:

Item	Estimated Cost
Design	\$250,000
CEQA Compliance	\$30,000
Geotechnical	\$50,000
Construction Contract	\$2,600,000
Inspection/Other	\$150,000
Total Project Budget	\$3,080,000



Capital Improvement Program – Project Description

Project No: Annual Program

System: Recycled

Fund: 12

Project Name: *Recycled Water Retrofits*

Project Location: District-wide

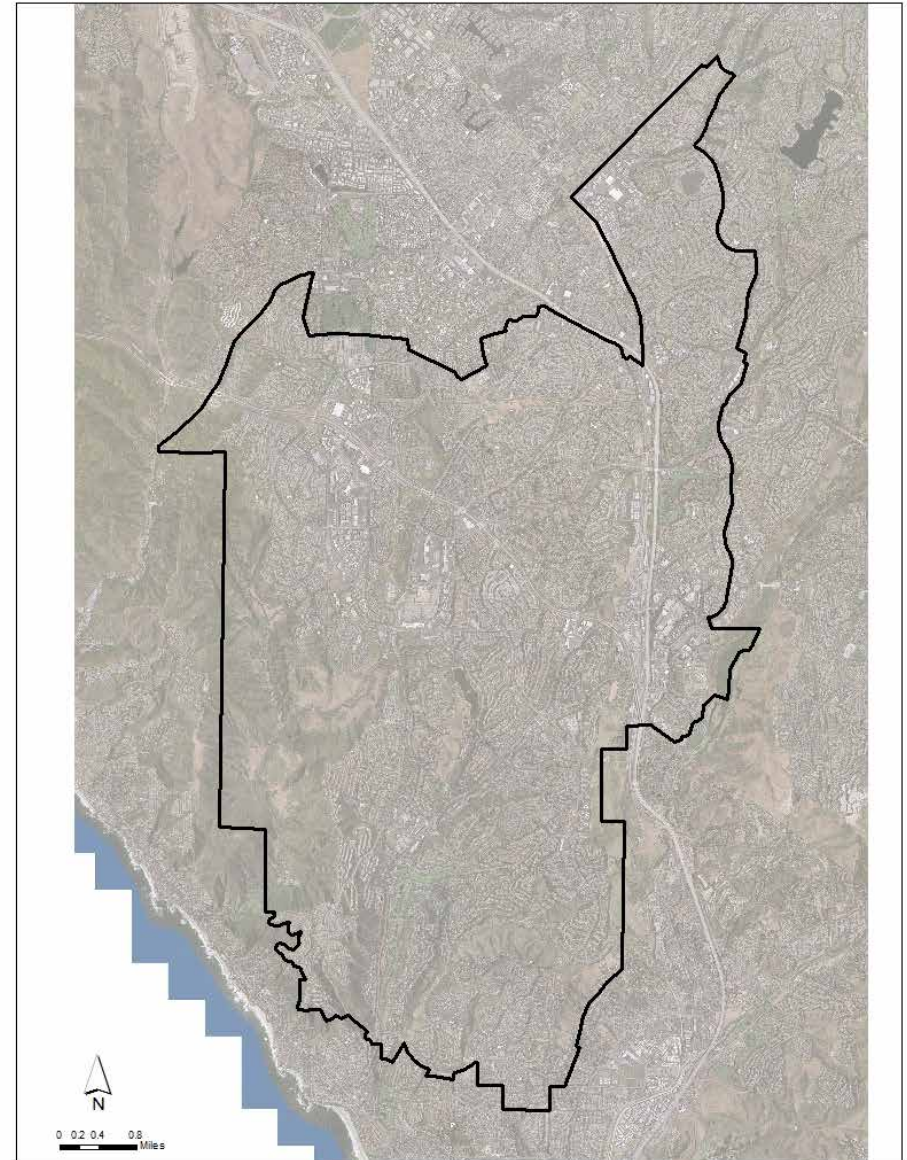
Project Description: Install recycled water service connection and irrigation pumps.

Project Need: The District is continuously evaluating irrigation sites for conversion to recycled water. When a viable site is identified, this project is used to install the recycled water service and abandon the potable service. In addition, on occasion the recycled water service is in a lower pressure zone than the existing potable service. The District installs an irrigation pump to provide the customer with similar service pressure as experienced on the potable system. This project occurs on an annual basis.

Project Status: Proposed, annual program – when individual projects are identified, funds are transferred to the specific project.

Estimated Project Amount:

Item	Estimated Cost
Design	\$0
CEQA Compliance	Exempt
Construction Contract	\$350,000
Inspection	\$100,000
Total Project Budget	\$450,000



Capital Improvement Program – Project Description

Project No: Annual Program

System: Recycled

Fund: 7

Project Name: Reservoir Recoating - Recycled

Project Location: District Wide

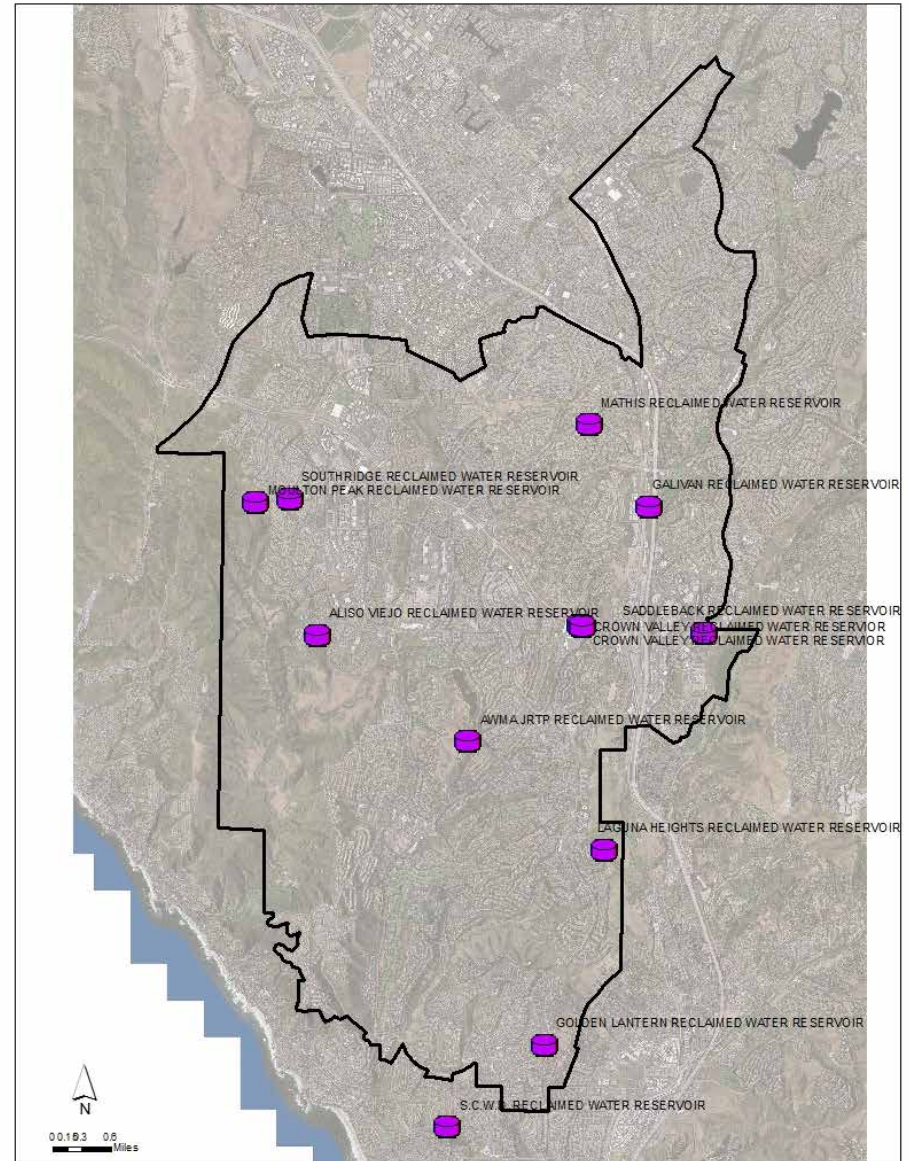
Project Description: Recoat the interior and exterior of six steel reservoirs in the recycled system.

Project Need: Steel reservoirs are coated to prevent oxidation of the steel shell. The life expectancy of a coating system is between 15 to 20 years. The District inspects all of its reservoirs every 10 years to determine if and when recoating is needed. This project addresses the periodic nature of this activity for this asset group.

Project Status: Proposed, annual program – when individual projects are identified, funds are transferred to the specific project.

Estimated Project Amount:

Item	Estimated Cost
Design	\$73,000
CEQA Compliance	Exempt
Construction Contract	\$2,450,000
Inspection	\$125,000
Total Project Budget	\$2,648,000



Capital Improvement Program – Project Description

Project No: Annual Program

System: Recycled

Fund: 7

Project Name: *Recycled Water Projects per Asset Management Model*

Project Location: District-wide

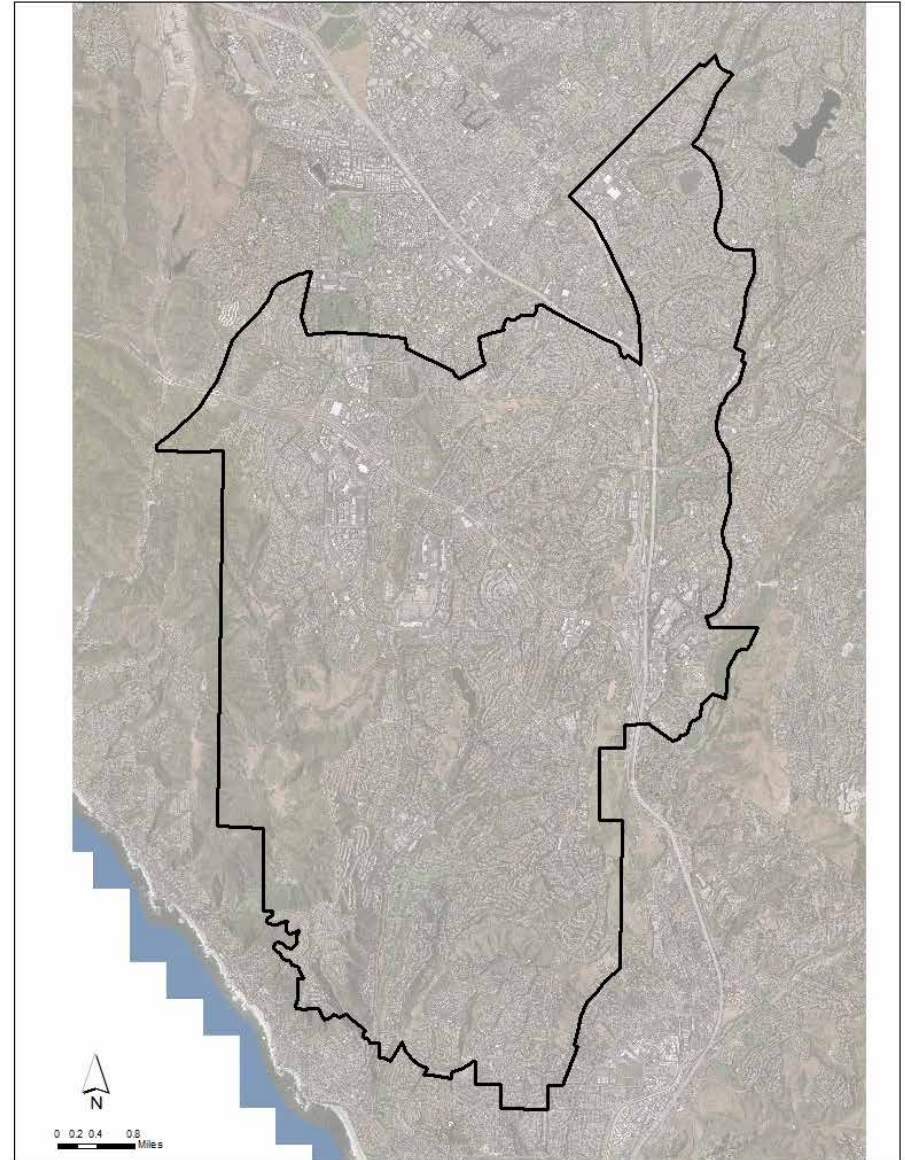
Project Description: Implement replacement and rehabilitation (R&R) projects utilizing funds identified as a minimum investment in the asset management model. These funds are a placeholder for actual projects and are distributed to R&R project in the corresponding fiscal year.

Project Need: In 2003, the District, through a consultant, developed an R&R planning model. The model was developed to obtain planning level funding needs to replace and rehabilitate District facilities. The model will be updated over the next few months and the estimated costs will be adjusted accordingly.

Project Status: Proposed, annual program- when individual projects are identified, funds are transferred to the specific project.

Estimated Project Amount:

Item	Estimated Cost
Design	TBD
CEQA Compliance	TBD
Construction Contract	TBD
Inspection	TBD
Total Project Budget	\$7,536,000



Capital Improvement Program – Project Description

Project No: TBD

System: Potable & Recycled

Fund: 14

Project Name: *Fall Protection System – PW and RW Reservoirs*

Project Location: District-wide

Project Description: Install cable and anchor fall protection systems which meet Cal/OSHA requirements on top of 24 potable water and 4 recycled water reservoirs.

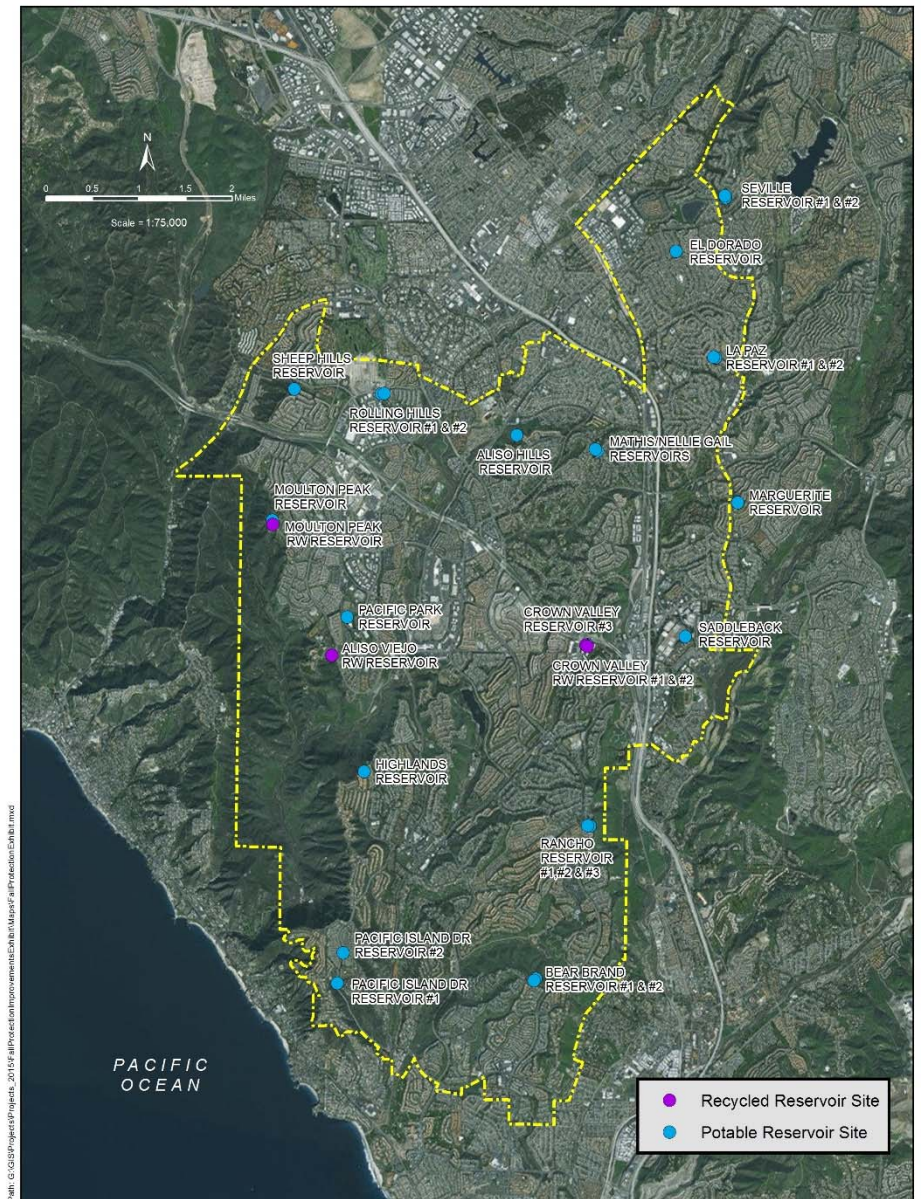
Project Need: A fall protection system is required per Cal/OSHA to walk on top of the reservoirs in areas without guardrails. District staff require access to these areas to perform maintenance activities. The 24 potable water and 4 recycled water reservoirs do not currently have full perimeter guard rails.

Project Status: Proposed Project

Estimated Project Amount:

Item	Estimated Cost
Design	\$25,000
CEQA Compliance	Exempt
Construction Contract	\$250,000
Inspection	\$5,000
Total Project Budget*	\$280,000

*Note: **\$240,000** related to potable and **\$40,000** related to recycled



Capital Improvement Program – Project Description

Project No: TBD

System: Recycled

Fund: 7

Project Name: *Crown Valley Recycled Water Reservoirs 1 and 2 Re-Coating & Safety Improvements*

Project Location: Laguna Niguel

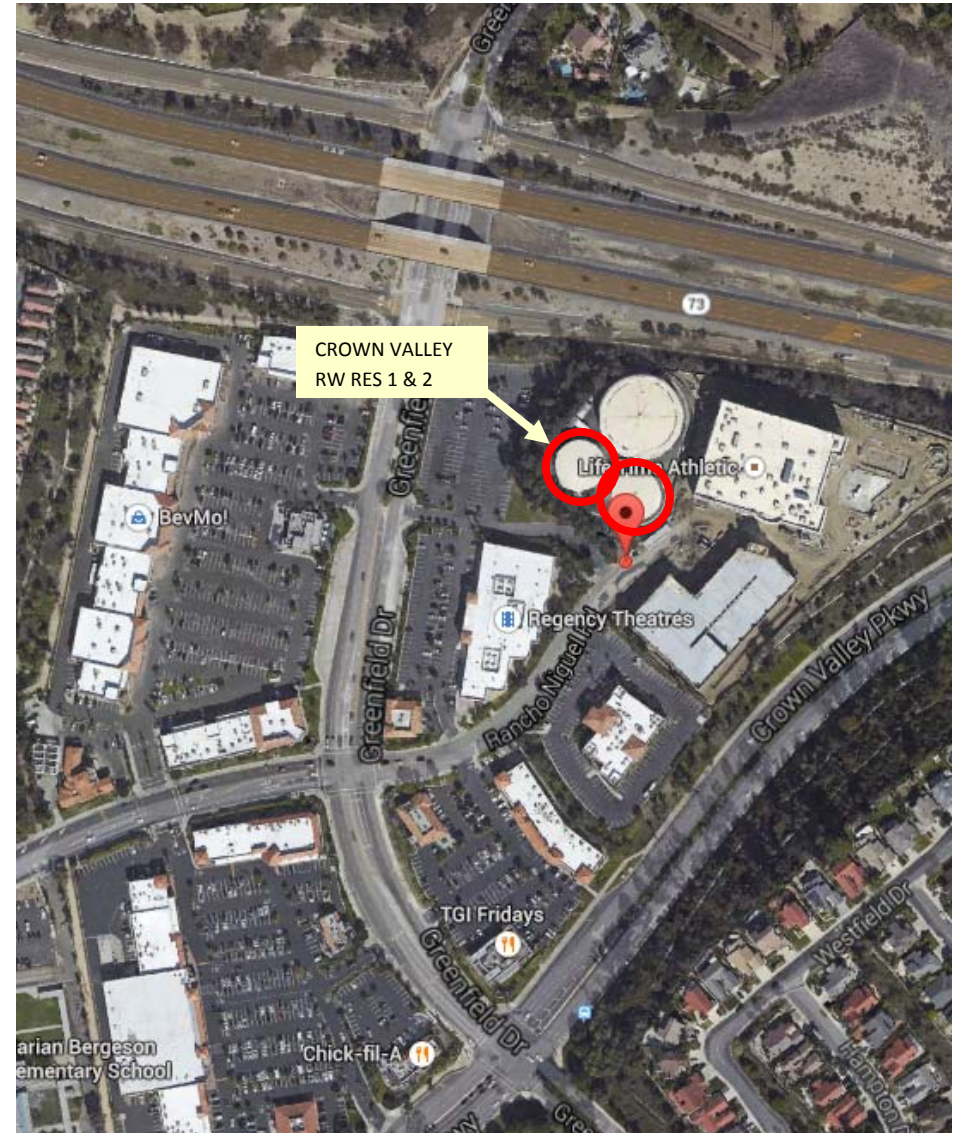
Project Description: Re-coat the interior and exterior of steel reservoirs and construct safety improvements as recommend in Harper & Associates' assessment report and the Steel Tank assessment Final Report.

Project Need: Steel reservoirs are coated to prevent oxidation of the steel shell. The life expectancy of a coating system is between 15 to 20 years. The District inspects all of its reservoirs every 10 years to determine if and when recoating is needed. This project also will modify the inlet/outlet piping support and repair rusted piping.

Project Status: Proposed Project

Estimated Project Amount:

Item	Estimated Cost
Design	\$30,000
CEQA Compliance	Exempt
Construction Contract	\$1,400,000
Inspection	\$50,000
Total Project Budget	\$1,480,000



Capital Improvement Program – Project Description

Project No: 2015-TBD

System: Potable and Recycled

Fund: 14

Project Name: *AMI Phase I – Potable Irrigation and Recycled Water*

Project Location: District-wide

Project Description: Phase I of this AMI Implementation Program will expand upon the District’s efforts to promote water use efficiency by establishing a remote reading and communications network, considering acoustic leak detection to detect distribution leaks, and implementing a meter data management system to complement the AMI. The District’s Potable and Recycled Water Irrigation as well as 1,800 residential customers would be provided with access to an interactive AMI customer portal which would provide reliable, secure, and real time access to their water usage data.

Project Need: The current recycled water program has required the purchase of make-up potable imported water in previous years, due to increased spikes in peak-hour demand that exceeded the available quantities of recycled water. Additionally, irrigation customers (combined potable and recycled water) utilize over a third of the District’s water demand, and optimizing water use efficiency through AMI’s capabilities would help to minimize water losses and improve customer education. Implementing AMI would assist the District in proactively identifying leaks, assist operations through demand-side

time-of-use management, and benefit the customers by providing tools for monitoring water usage and promoting behavioral changes to optimize their operations in terms of water use efficiency. This project would not only promote water use efficiency, it would serve as a pilot for Phase II of the AMI Implementation Program, which would expand the program to include all 53,600 potable water connections, in addition to the 1,301 recycled water connections and 1,368 potable irrigation connections. It is the goal of the District to fully test and fine-tune the AMI system to maximize the benefits to both the District and its customers prior to implementing the technology District-wide.

Project Status: Proposed Project

Estimated Project Amount:

Item	Estimated Cost
Equipment	\$572,000
Software	\$146,000
Training, Installation, and Setup	\$104,000
Total Project Budget*	\$822,000

*Note: **\$411,000** related to potable and **\$411,000** related to recycled

Capital Improvement Program – Project Description

Project No: 2010.013

System: Recycled

Fund: 12

Project Name: La Paz Road Bridge Crossing Recycled Water Pipeline

Project Location: La Paz Road between Muirlands Boulevard and Chrisanta Drive, Mission Viejo

Project Description: Construct approximately 1,200 feet of 12-inch recycled water main in La Paz Road while the City of Mission Viejo is constructing its widening of the La Paz Road Bridge.

Project Need: The recycled water system has a gap in the 650 zone. The construction of the pipeline will connect the Mission Viejo and Laguna Hills systems together. The timing to construct the project as part of the City's bridge widening is a cost benefit to the District.

Project Status: Deferred

Estimated Project Amount:

Item	Estimated Cost
Design	\$115,000
CEQA Compliance	City Project
Construction Contract	\$300,000
Inspection	\$20,000
Total Project Budget	\$435,000



Capital Improvement Program – Project Description

Project No: TBD

System: Recycled

Fund: 7

Project Name: *Steel Tanks Seismic and Structural Retrofit (Recycled)*

Project Location: District-Wide

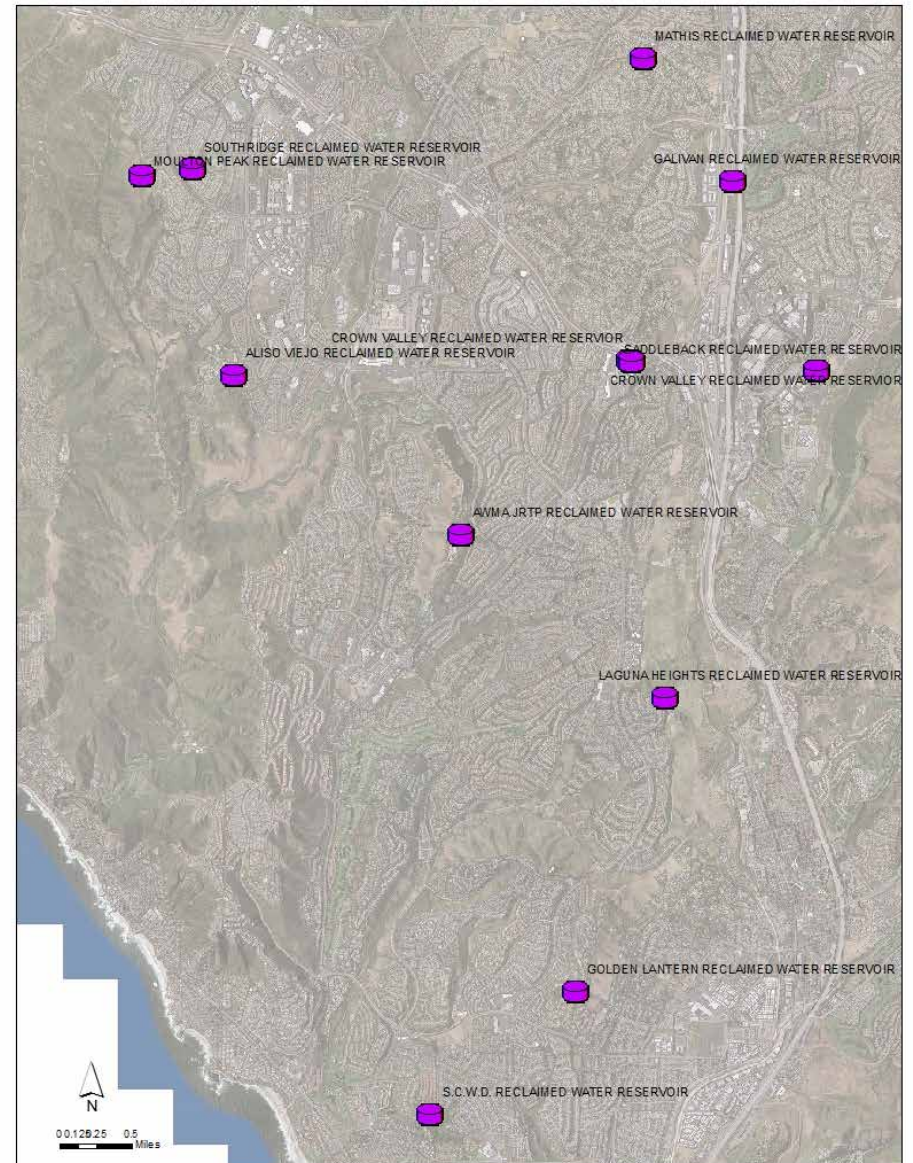
Project Description: Construct the recommendations from Project No. 2011.014 - Seismic and Structural Assessment of Steel Reservoirs to bring all steel tanks to current seismic, structural and safety standards.

Project Need: Project No. 2011.014 evaluated all the District's steel tanks for seismic, structural, and safety conditions. This is a multi-year program to bring the tanks to current standards.

Project Status: Proposed Projects

Estimated Project Amount:

Item	Estimated Cost
Design	\$150,000
CEQA Compliance	Exempt
Construction Contract	\$1,000,000
Inspection	\$50,000
Total Project Budget	\$1,200,000



Capital Improvement Program – Project Description

Project No: TBD

System: Recycled

Fund: 7

Project Name: Laguna Niguel Regional Park RW Vault Reconfiguration

Project Location: La Paz Road Entrance to Laguna Niguel Regional Park

Project Description: This project would clear existing vegetation, reconfigure the existing 3-rail fencing, and reconfigure/replace existing valving at the recycled water meter vault.

Project Need: As currently configured, the District's recycled water meter Vault is not accessible due to existing fencing and landscaping. In addition, the isolation valves need to be replaced.

Project Status: Proposed project.

Estimated Project Amount:

Item	Estimated Cost
Design	\$25,000
CEQA Compliance	\$25,000
Construction Contract	\$75,000
Inspection/Other	\$25,000
Total Project Budget	\$150,000



Capital Improvement Program – Project Description

Project No: TBD

System: Recycled

Fund: 12

Project Name: Pressure Reducing Station at Saddleback Recycled Reservoir

Project Location: College Dr, Mission Viejo

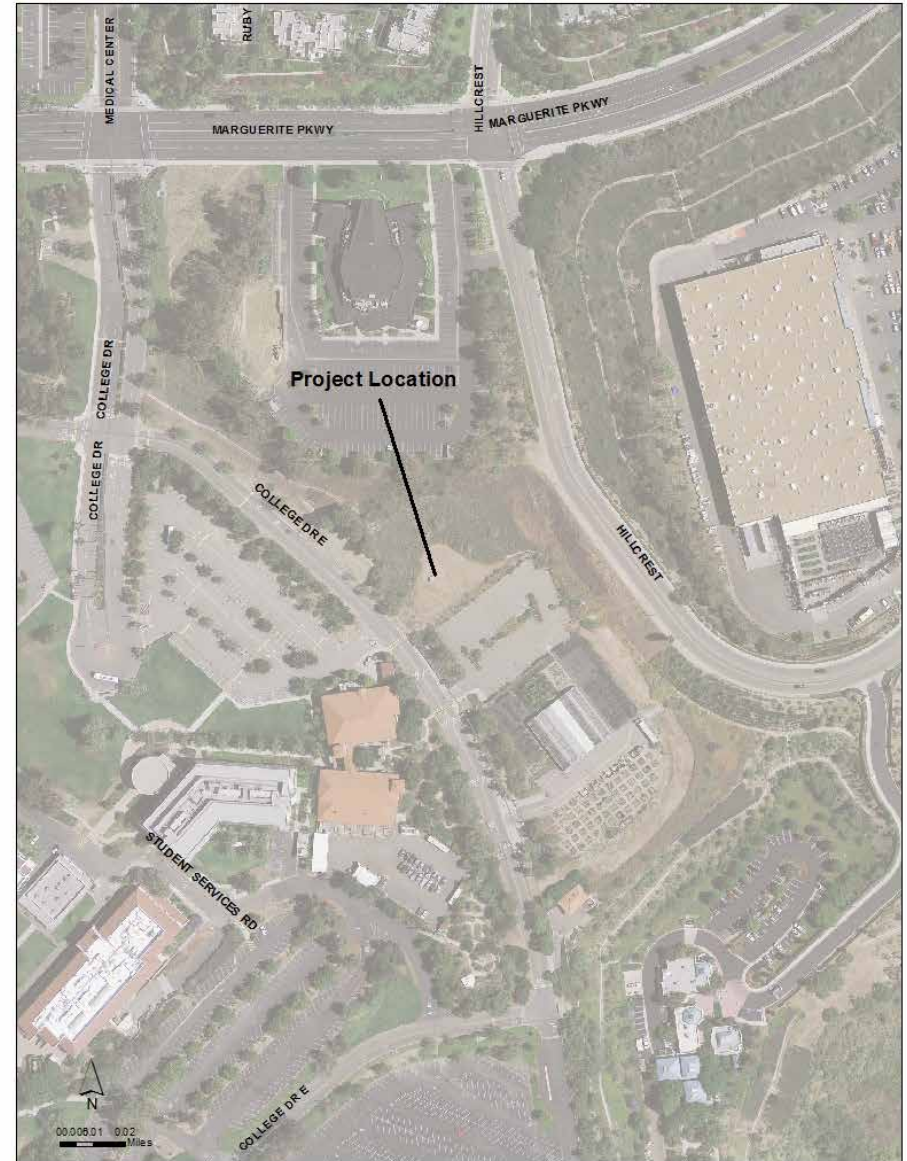
Project Description: Construct a pressure reducing station at the Saddleback Pump Station.

Project Need: This project was identified in the Recycled Water System Capacity Analysis that will allow more flow from the Upper Oso seasonal storage system into the 450-zone in South Mission Viejo. The area has high recycled water demands from Saddleback College, Capistrano Valley High School, Arroyo Trabuco Golf Course, and the City of San Juan Capistrano.

Project Status: Proposed Project

Estimated Project Amount:

Item	Estimated Cost
Design	\$40,000
CEQA Compliance	Exempt
Construction Contract	\$150,000
Inspection/Other	\$10,000
Total Project Budget	\$200,000



Capital Improvement Program – Project Description

Project No: 2015-TBD

System: Recycled

Fund: 6

Project Name: 2015-16 Recycled Water Retrofits

Project Location: District-wide

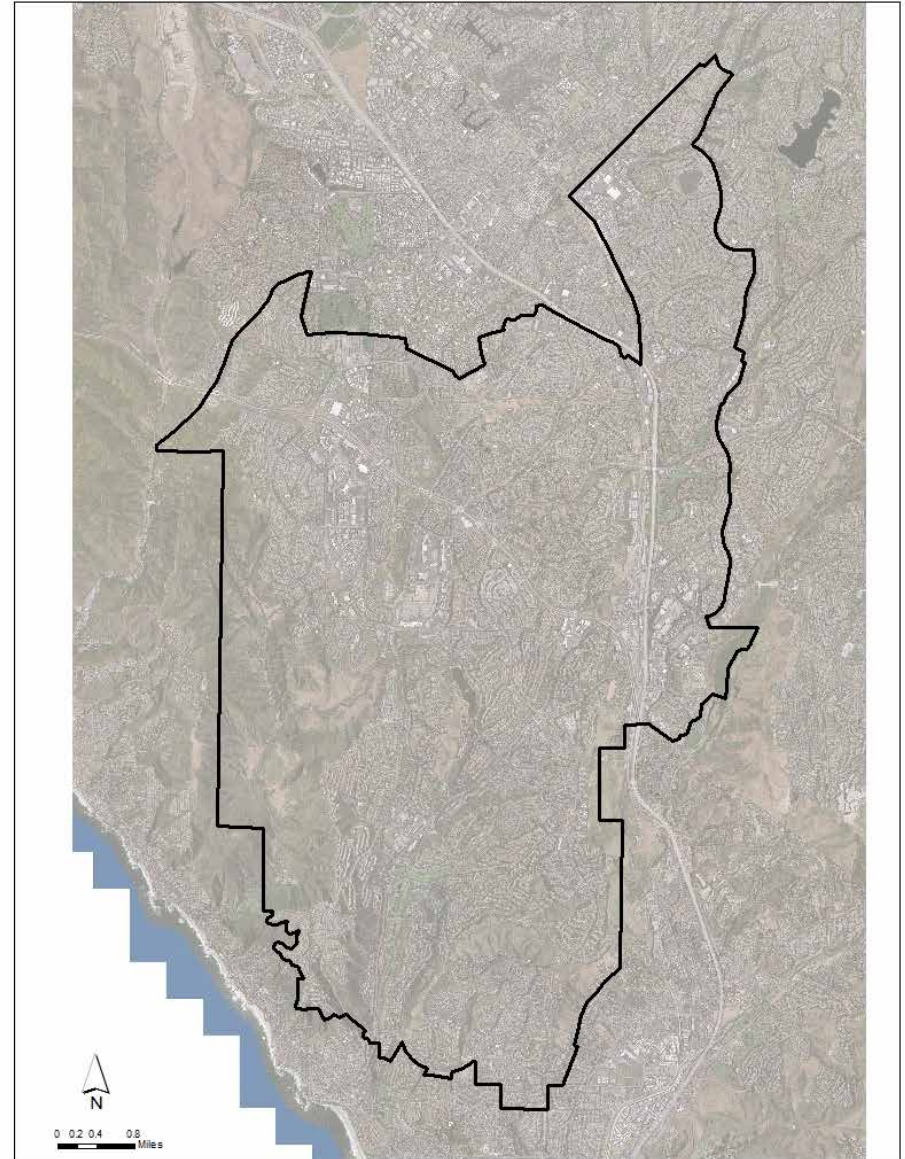
Project Description: Install recycled water service connection and irrigation pumps.

Project Need: The District is continuously evaluating irrigation sites for conversion to recycled water. When a viable site is identified, this project is used to install the recycled water service and abandon the potable service. In addition, on occasion the recycled water service is in a lower pressure zone than the existing potable service. The District installs an irrigation pump to provide the customer with similar service pressure as experienced on the potable system. This project occurs on an annual basis.

Project Status: Proposed Project, 2015-2016 program – when individual projects are identified funds are transferred to the specific project.

Estimated Project Amount:

Item	Estimated Cost
Design	\$0
CEQA Compliance	Exempt
Construction Contract	\$90,000
Inspection	\$10,000
Total Project Budget	\$100,000



WASTEWATER SYSTEM PROJECTS

Capital Improvement Program – Project Description

Project No: 2014.003

System: Wastewater

Fund: 7

Project Name: *Del Avion LS Wet Well Coating Rehab*

Project Location: 24881 Camino Del Avion, Laguna Niguel


Project Description: Replace original coating inside Del Avion Lift Station's wet well. This project will require approximately 2 weeks of bypass pumping.

Project Need: Coating within the wet well is beginning to fail.

Project Status: In design.

Estimated Project Amount:

Item	Estimated Cost
Design	\$25,000
CEQA Compliance	Exempt
Construction Contract	\$50,000
Inspection/Other	\$50,000
Total Project Budget	\$125,000



Capital Improvement Program – Project Description

Project No: 2014.006

System: Wastewater

Fund: 7

Project Name: *Upper Salada LS Header Replacement*

Project Location: Upper Salada Lift Station; 31447 Niguel Road, Laguna Niguel

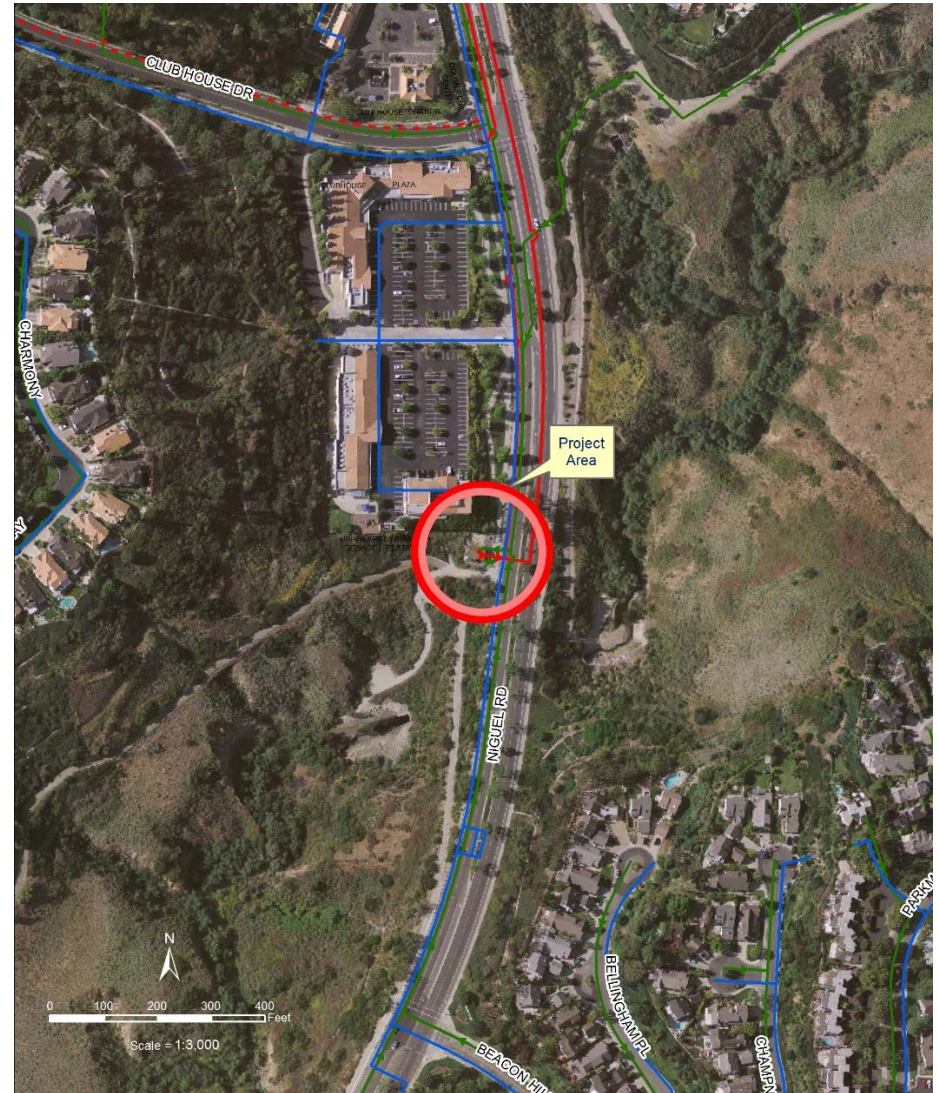
Project Description: Replace the entire force main discharge header within the lift station. This project will require bypass pumping.

Project Need: Pipe is 12-inch steel pipe near an 8" X 12" reducer and has been required twice due to leaks.

Project Status: In construction.

Estimated Project Amount:

Item	Estimated Cost
Design	\$15,000
CEQA Compliance	Exempt
Construction Contract	\$98,363
Inspection/Other	\$20,000
Total Project Budget	\$133,363



Upper Salada LS

Capital Improvement Program – Project Description

Project No: 2009.115

System: Wastewater

Fund: 7

Project Name: San Juan Creek 30-Inch Effluent TM

Project Location: San Juan Creek, City of San Juan Capistrano

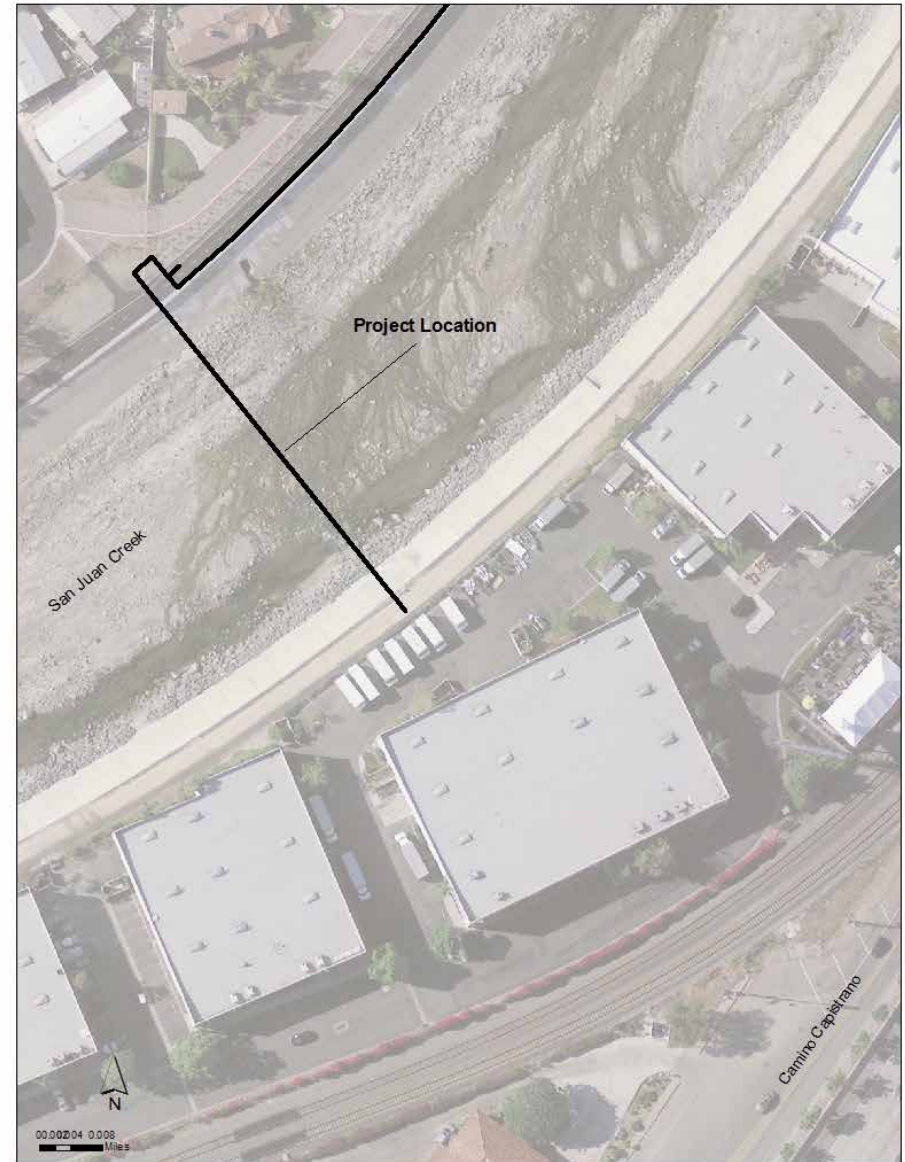
Project Description: Protect 30-inch effluent transmission main crossing (San Juan Creek) from the east bank to the tie-in with the Chiquita outfall. A new 30-inch crossing will be constructed via micro tunneling.

Project Need: The Plant 3A effluent transmission main, within the San Juan Creek, is exposed and is not protected from potentially damaging rain storm events.

Project Status: In design.

Estimated Project Amount:

Item	Estimated Cost
Design	\$150,000
CEQA Compliance	\$50,000
Geotechnical	\$50,000
Construction Contract	\$3,100,000
Inspection/Other	\$250,000
Total Project Budget	\$3,600,000



Capital Improvement Program – Project Description

Project No: 2012.024

System: Wastewater

Fund: 7

Project Name: *Upper Salada Lift Station Auxiliary Generator Replacement*

Project Location: 31447 Niguel Road, Laguna Niguel

Project Description: Replace existing natural gas generator with an AQMD compliant emergency standby diesel generator.

Project Need: The existing generator is fueled by natural gas. The natural gas source is piped to the site from an SDG&E pipeline. In case of gas supply interruptions or natural disasters an on-site fuel supply is needed for this critical facility. An emergency standby diesel generator with a fuel tank will achieve this requirement. Due to current site constraints, the project will require significant grading and property acquisition.

Project Status: In design.

Estimated Project Amount:

Item	Estimated Cost
Design	\$50,000
CEQA Compliance	Exempt
Geotechnical	\$30,000
Construction Contract	\$550,000
Inspection/Other	\$20,000
Total Project Budget	\$650,000



Capital Improvement Program – Project Description

Project No: 2013-004

System: Wastewater

Fund: 7

Project Name: Regional Lift Station Force Main Replacement

Project Location: Laguna Niguel Regional Park, Laguna Niguel

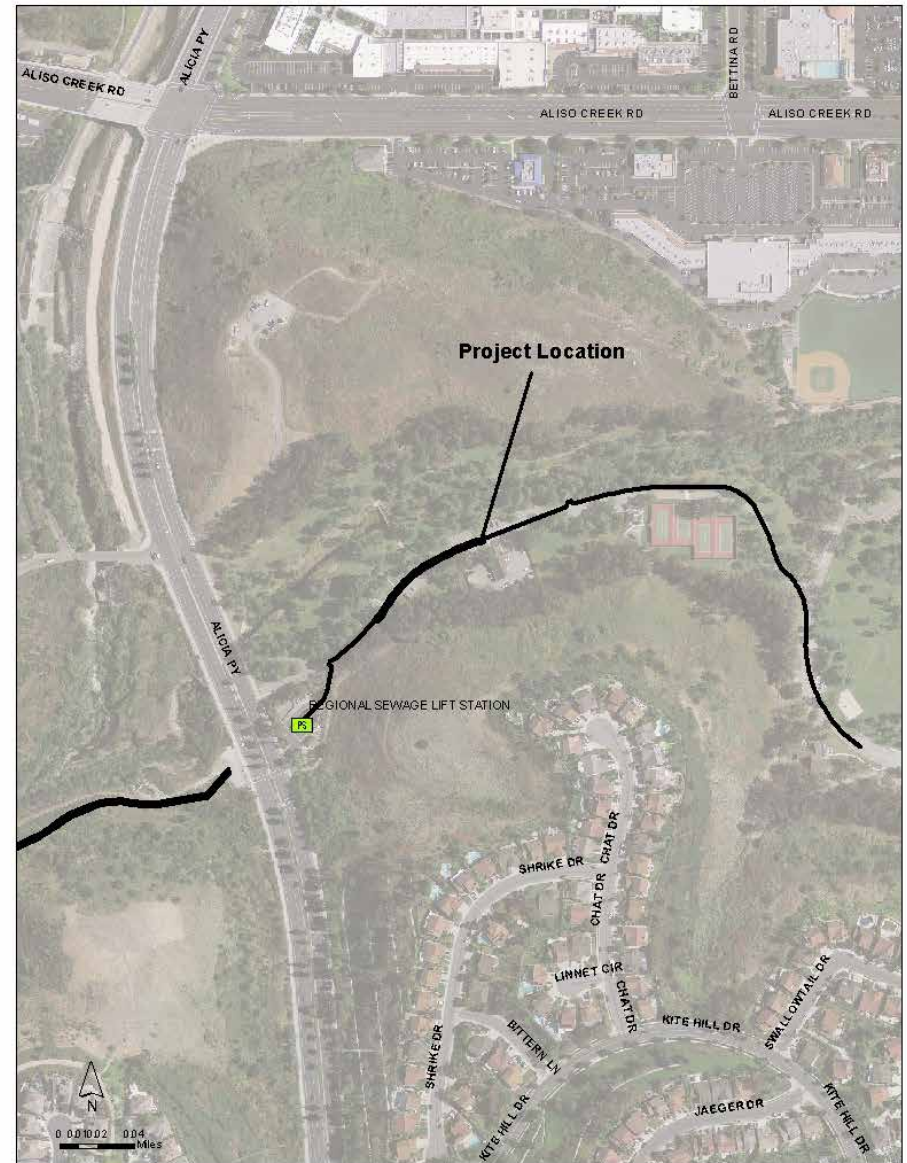
Project Description: Abandon existing 20" and 24" Techite force mains and construct new parallel 24-inch force mains. Approximate length of new force mains is 9,200 linear feet each.

Project Need: The existing force mains are deteriorated beyond repair and need to be reconstructed.

Project Status: In design.

Estimated Project Amount:

Item	Estimated Cost
Design	\$600,000
CEQA Compliance	\$500,000
Construction Contract	\$7,200,000
Inspection/Other	\$600,000
Total Project Budget	\$8,900,000



Capital Improvement Program – Project Description

Project No: 2013-005

System: Wastewater

Fund: 7

Project Name: Lower Salada Lift Station Force Main Replacement

Project Location: Crown Valley Parkway, Laguna Niguel

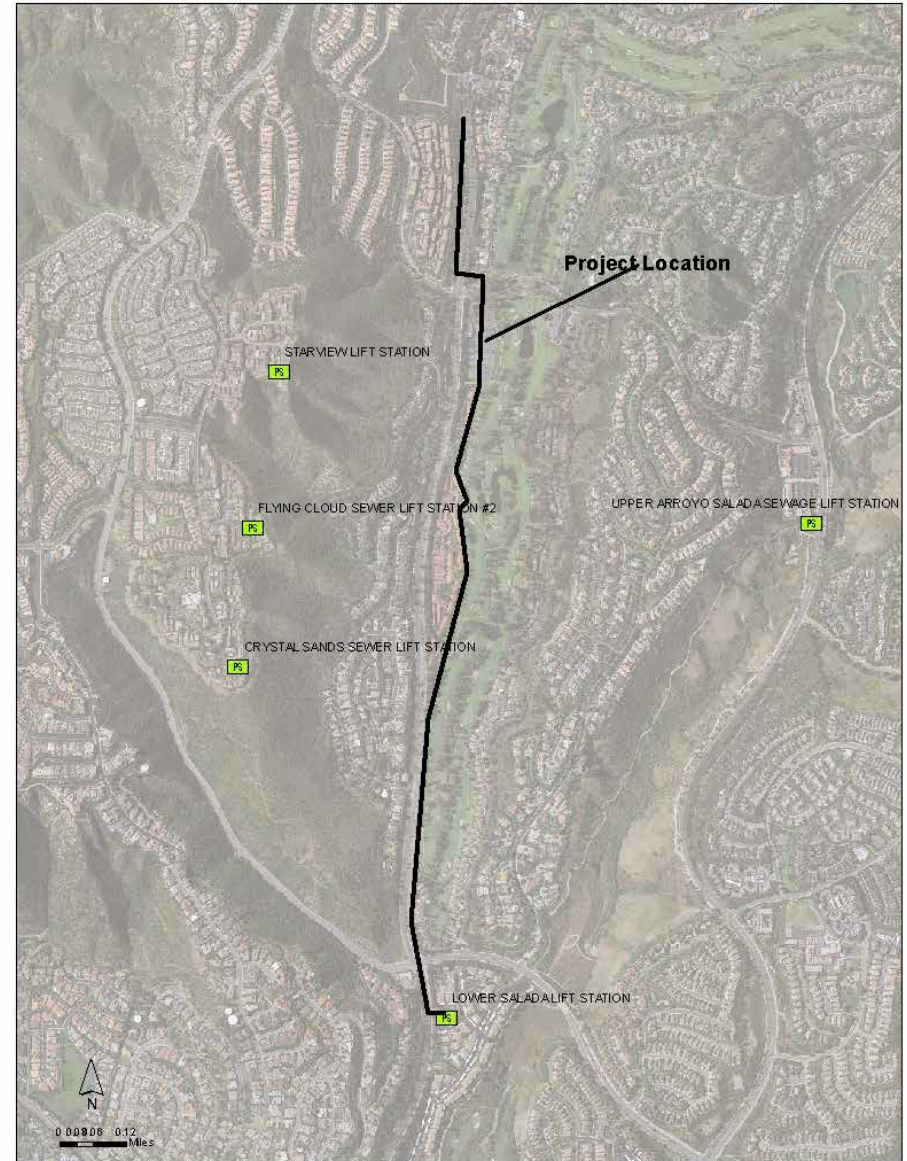
Project Description: Abandon existing 12" class 100 ACP force main and construct new force main in Crown Valley Parkway. Approximate length of new force main is 9,000 linear feet.

Project Need: The existing force main is deteriorated beyond repair and needs to be reconstructed.

Project Status: In design.

Estimated Project Amount:

Item	Estimated Cost
Design	\$400,000
CEQA Compliance	\$100,000
Construction Contract	\$5,000,000
Inspection/Other	\$400,000
Total Project Budget	\$5,900,000



Capital Improvement Program – Project Description

Project No: 2013.010

System: Wastewater

Fund: 7

Project Name: *Gallup Circle Sewer Replacement*

Project Location: Gallup Circle, Laguna Hills, Sec. Pg. H-12

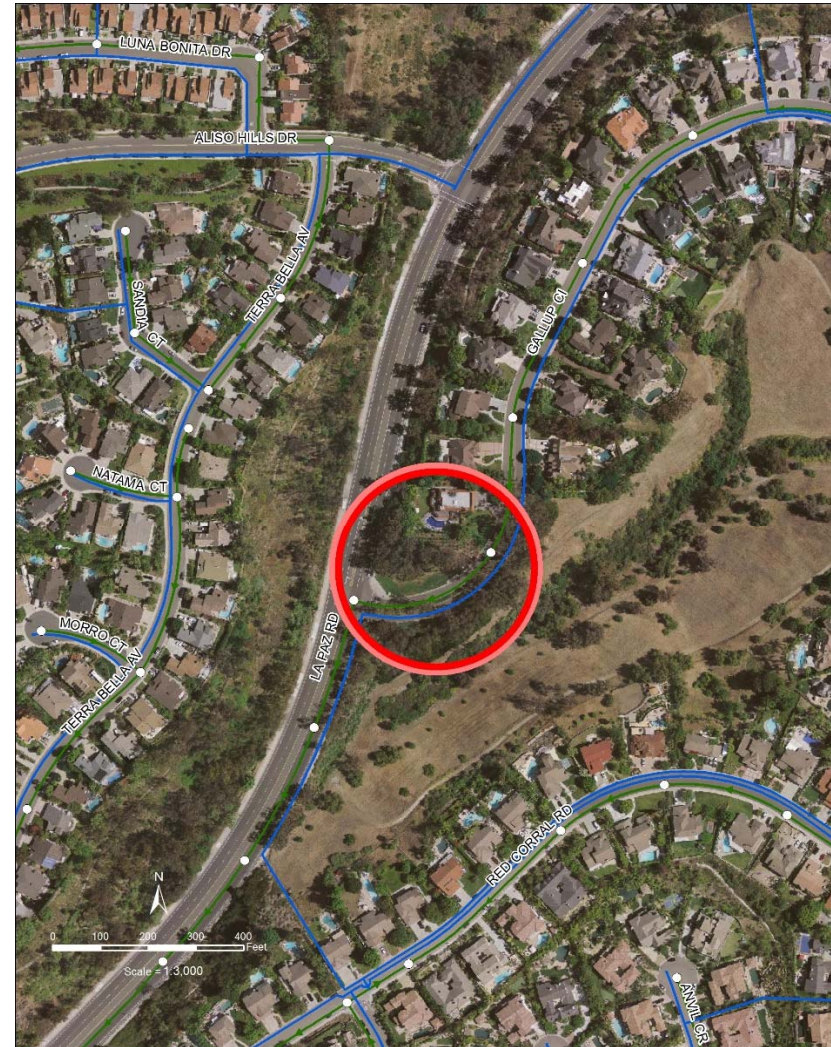
Project Description: Remove and replace approximately 600 linear feet of 8" sewer main.

Project Need: Existing sewer main has flow line problems with a number of sags.

Project Status: In design

Estimated Project Amount:

Item	Estimated Cost
Design	\$40,000
CEQA Compliance	Exempt
Construction Contract	\$280,000
Inspection/Other	\$20,000
Total Project Budget	\$340,000



Capital Improvement Program – Project Description

Project No: 2014.002

System: Wastewater

Fund: 7

Project Name: *Del Avion LS Auxiliary Generator Replacement*

Project Location: 24881 Camino Del Avion, Laguna Niguel

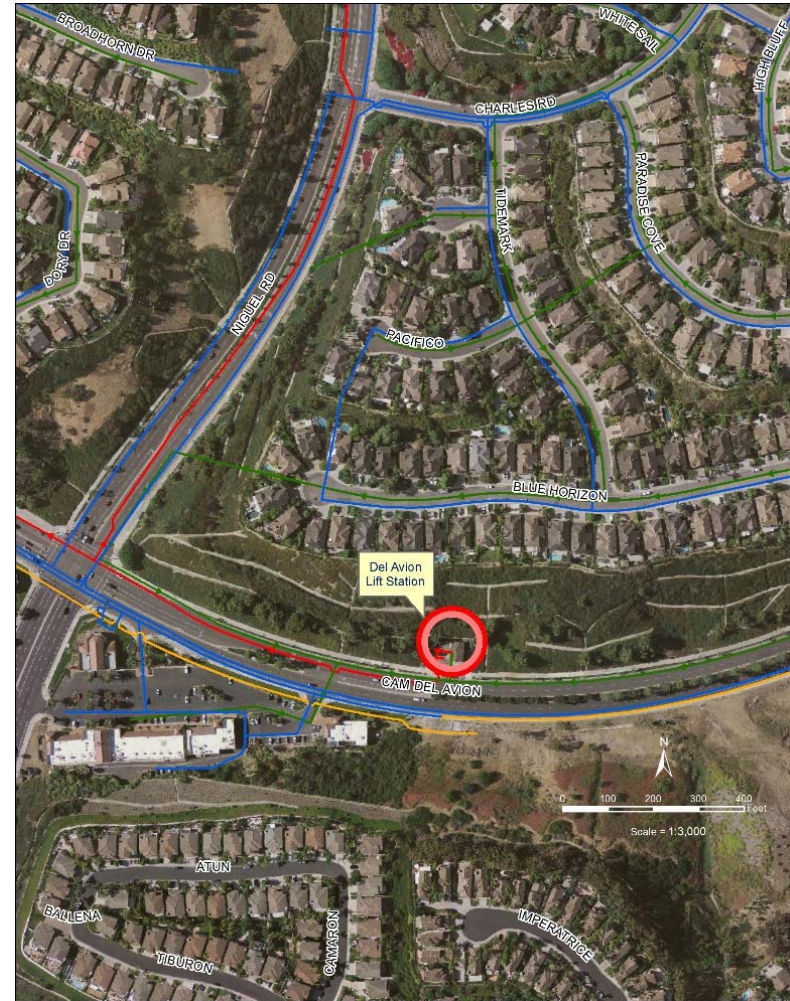
Project Description: Replace 1990 Cummins Natural Gas-Propane 250 KW backup generator.

Project Need: Replacement is based on age of engine and difficulty finding off the shelf replacement parts.

Project Status: Proposed Project

Estimated Project Amount:

Item	Estimated Cost
Design	\$30,000
CEQA Compliance	Exempt
Construction Contract	\$600,000
Inspection/Other	\$0
Total Project Budget	\$630,000



Capital Improvement Program – Project Description

Project No: 2014.005

System: Wastewater

Fund: 7

Project Name: *Utility Main Breakers Replacements*

Project Location: Lower Salada / Aliso Creek Lift Stations

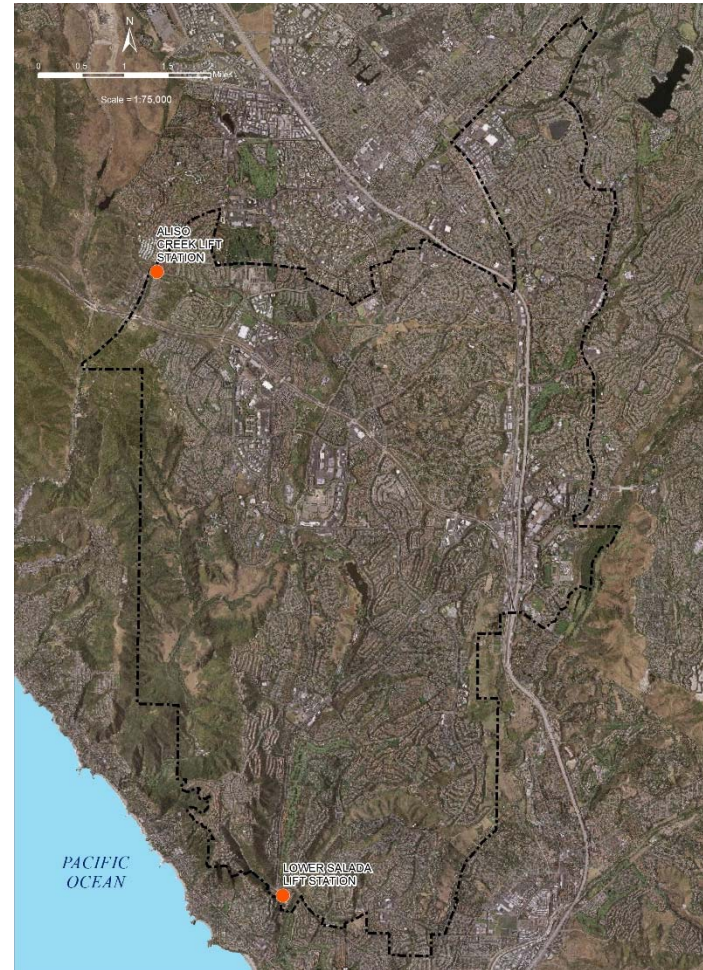
Project Description: Replace obsolete utility service sections. Replacement sections will have Thermal Magnetic Breakers in lieu of fused disconnects. This project will require approximately 1 week of bypass pumping.

Project Need: The breakers need to be replaced in order to comply with NFPA70e requirements. Moreover, replacement breakers will require less maintenance. Lower Salada and Aliso Creek were deemed high priority because they are sewage lift stations.

Project Status: In design.

Estimated Project Amount:

Item	Estimated Cost
Design	\$40,000
CEQA Compliance	Exempt
Construction Contract	\$105,000
Inspection/Other	\$25,000
Total Project Budget	\$170,000



Lower Salada and Aliso Creek LS

Capital Improvement Program – Project Description

Project No: Annual Program

System: Wastewater

Fund: 7

Project Name: Manhole Rehabilitation Program

Project Location: District-wide

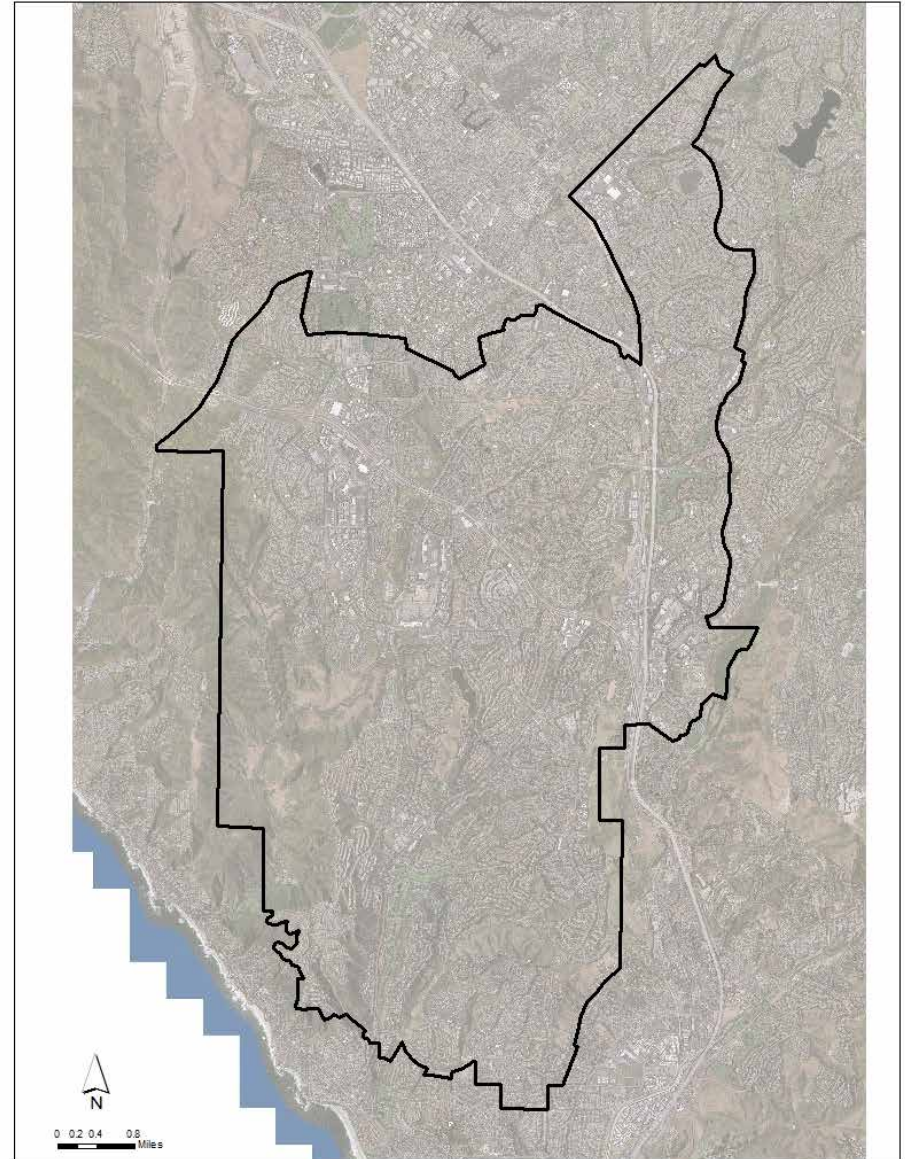
Project Description: Rehabilitate existing sewer manholes.

Project Need: District staff inspects the sewer system continuously. As damaged facilities are identified, they are either repaired or rehabilitated. Rehabilitation methods vary depending on damage but could include manhole lining, mortar replacement, or sealing.

Project Status: Proposed, annual program – when individual projects are identified, funds are transferred to the specific project.

Estimated Project Amount:

Item	Estimated Cost
Design	\$0
CEQA Compliance	Exempt
Construction Contract	\$3,000,000
Inspection	\$150,000
Total Project Budget	\$3,150,000



Capital Improvement Program – Project Description

Project No: Annual Program

System: Wastewater

Fund: 7

Project Name: Sewer Lining Program

Project Location: District Wide

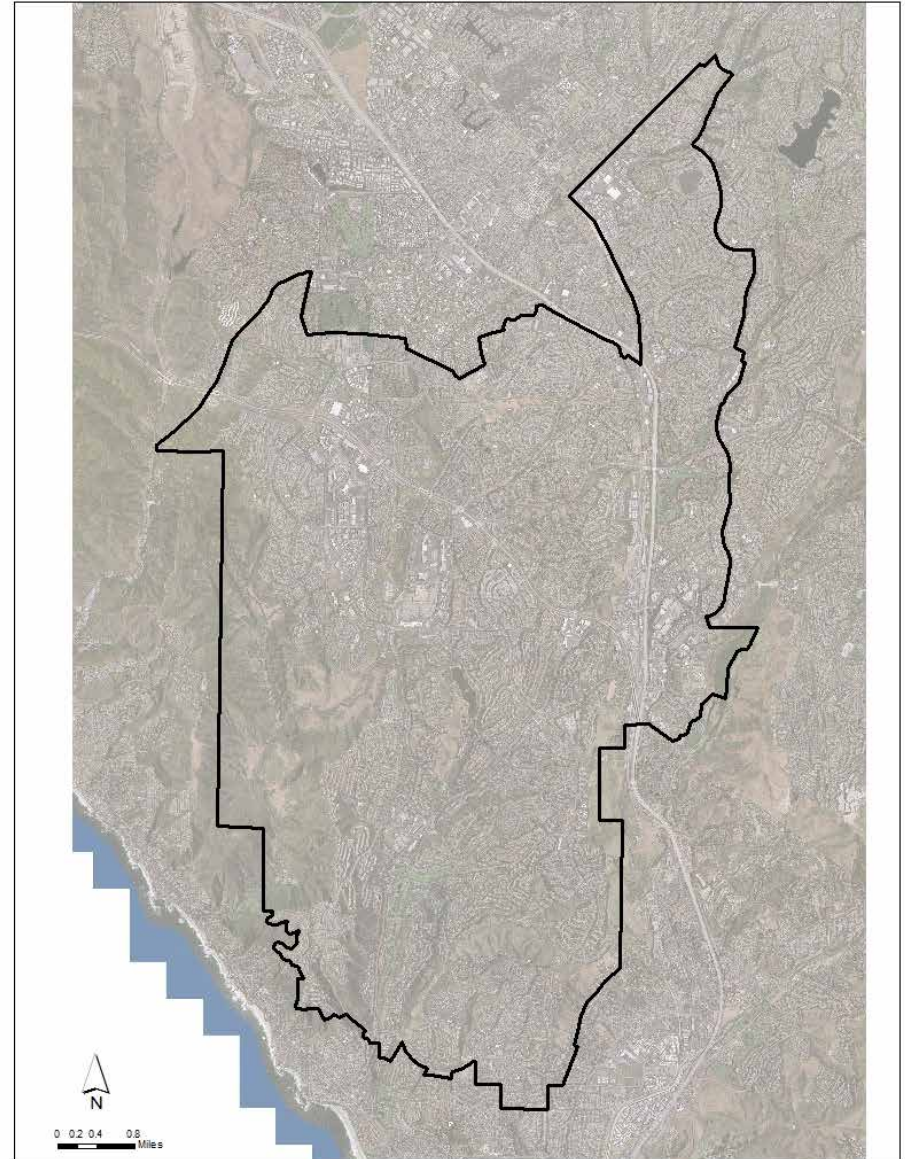
Project Description: Lining of sewer lines to extend useful life.

Project Need: As the sewer infrastructure ages, rehabilitation becomes a large component of maintaining the viability of the system. As District staff identify sections of the sewer system that require rehabilitation, this program provides a funding mechanism to implement the capital improvements. The implementation of this program increases the sewer system reliability and reduces the risk of sanitary sewer overflows.

Project Status: Proposed, annual program – when individual projects are identified, funds are transferred to the specific project.

Estimated Project Amount:

Item	Estimated Cost
Design	\$500,000
CEQA Compliance	Exempt
Construction Contract	\$1,800,000
Inspection	\$100,000
Total Project Budget	\$2,400,000



Capital Improvement Program – Project Description

Project No: Annual Program

System: Wastewater

Fund: 7

Project Name: *Wastewater Projects per Asset Management Model*

Project Location: District-wide

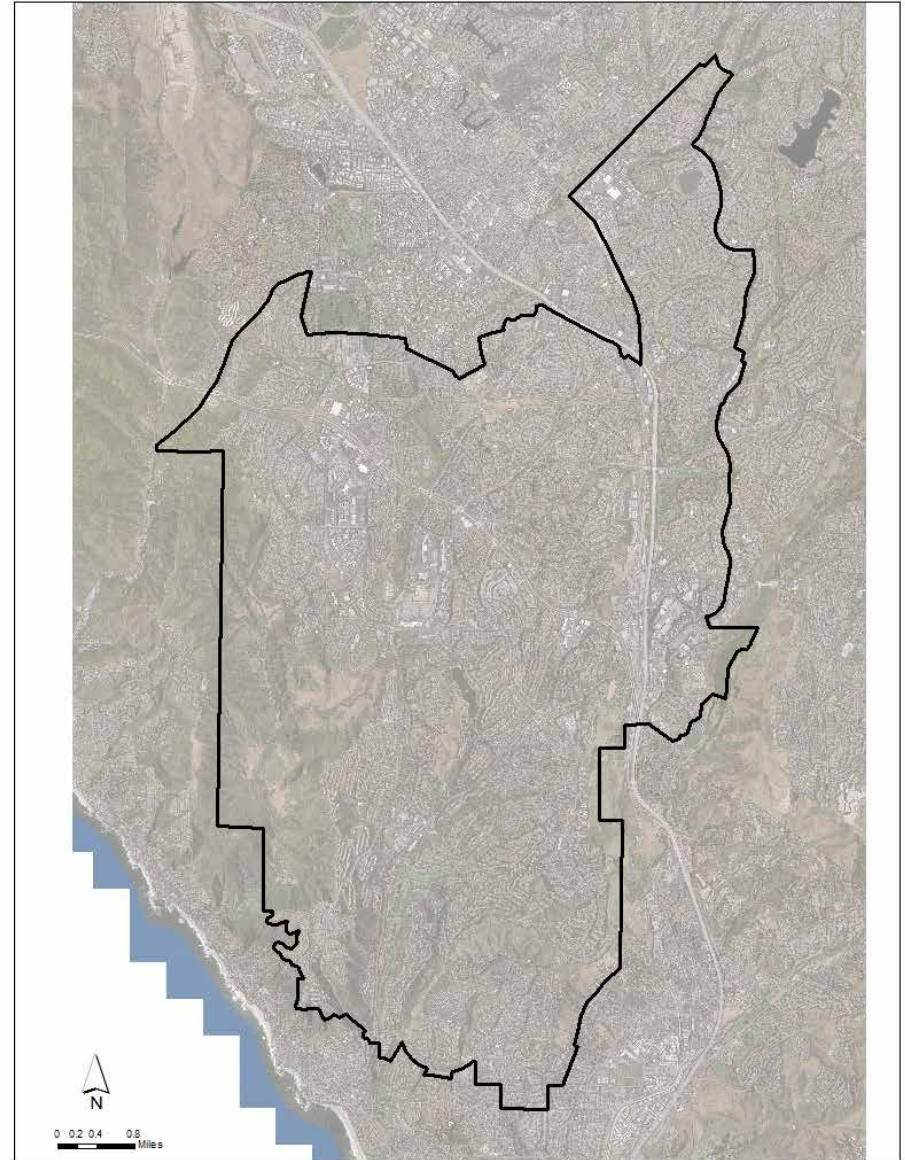
Project Description: Implement replacement and rehabilitation (R&R) projects utilizing funds identified as a minimum investment in the asset management model. These funds are a placeholder for actual projects and are distributed to R&R project in the corresponding fiscal year.

Project Need: In 2003, the District, through a consultant, developed an R&R planning model. The model was developed to obtain planning level funding needs to replace and rehabilitate District facilities. The model will be updated over the next few months and the estimated costs will be adjusted accordingly.

Project Status: Proposed, annual program- when individual projects are identified, funds are transferred to the specific project.

Estimated Project Amount:

Item	Estimated Cost
Design	TBD
CEQA Compliance	TBD
Construction Contract	TBD
Inspection	TBD
Total Project Budget	\$5,962,000



Capital Improvement Program – Project Description

Project No: TBD

System: Wastewater

Fund: 7

Project Name: La Paz Trail Crossing WW Siphon Repair

Project Location: La Paz Road East of Moulton Parkway; Sectional Map G-14

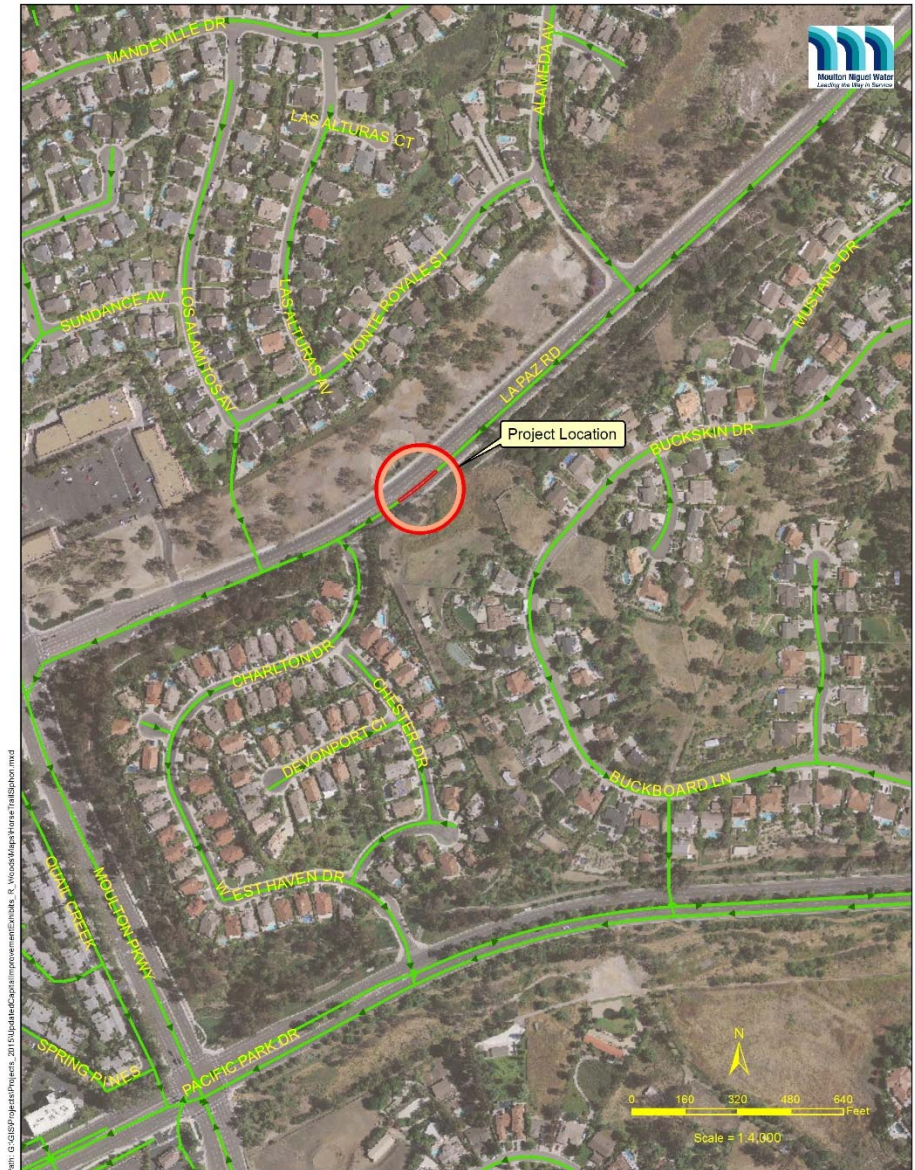
Project Description: This project would identify the exact location(s) of the damaged VCP sewer and repair it.

Project Need: This problem was identified following a sewage spill in La Paz Road. The video camera was unable to inspect the entire lengths of the siphons because the VCP sewer pipe was sheared.

Project Status: Proposed project.

Estimated Project Amount:

Item	Estimated Cost
Design	\$25,000
CEQA Compliance	Exempt
Construction Contract	\$250,000
Inspection/Other	\$50,000
Total Project Budget	\$325,000



Capital Improvement Program – Project Description

Project No: 2015-TBD

System: Wastewater

Fund: 7

Project Name: 2015-2016 Manhole Rehabilitations

Project Location: District-wide

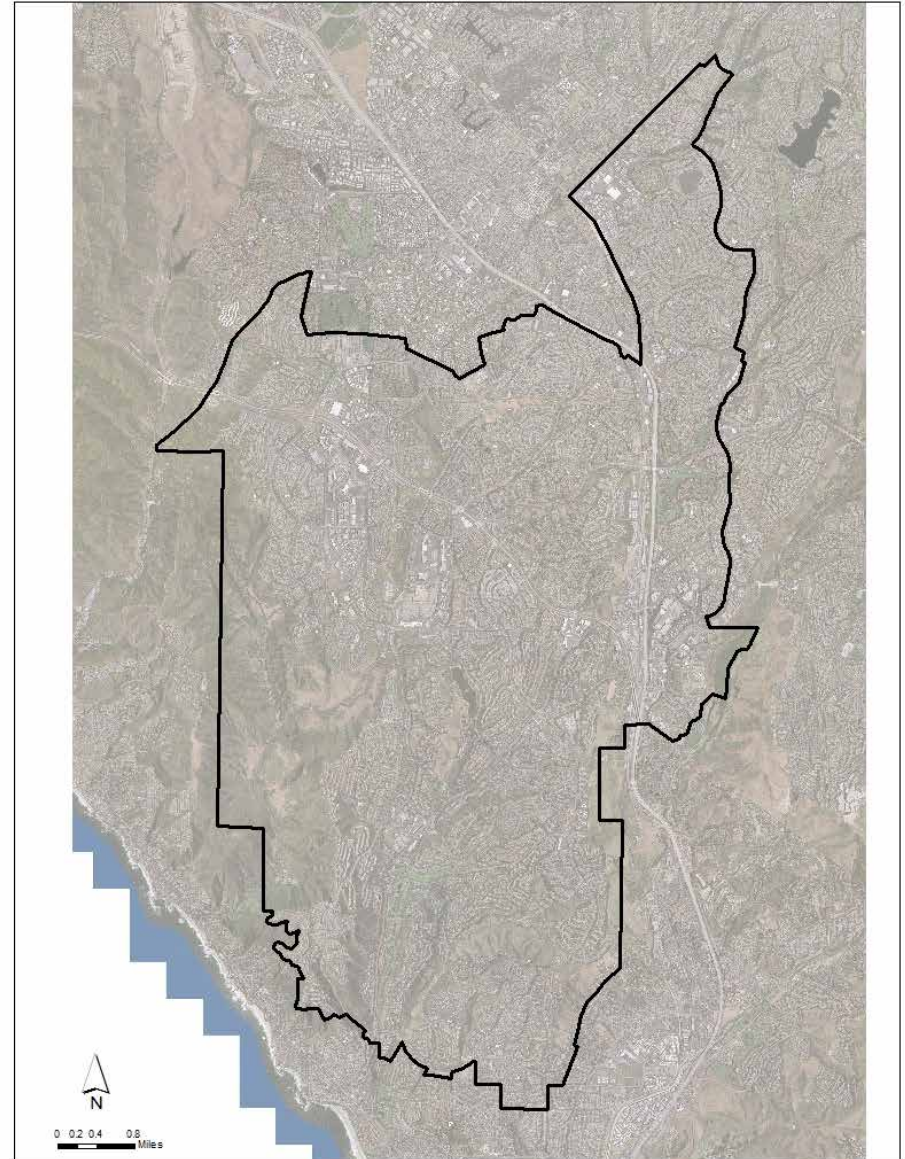
Project Description: Rehabilitate existing sewer manholes.

Project Need: District staff inspects the sewer system continuously. As damaged facilities are identified, they are either repaired or rehabilitated. Rehabilitation methods vary depending on damage but could include manhole lining, mortar replacement, or sealing.

Project Status: Proposed, 2015-2016 program – when individual projects are identified funds are transfer to the specific project.

Estimated Project Amount:

Item	Estimated Cost
Design	\$0
CEQA Compliance	Exempt
Construction Contract	\$235,000
Inspection	\$15,000
Total Project Budget	\$250,000



Capital Improvement Program – Project Description

Project No: TBD

System: Wastewater

Fund: 7

Project Name: *Aliso Creek Lift Station Rehabilitation*

Project Location: Aliso Viejo

Project Description: Remove and replace the discharge check valves (2) and shutoff valves (3); relocate the header to a lower and ergonomically safer location. An alternative would be to install an access platform for access. This will require bypass pumping.

Project Need: The discharge valves are leaking, check valves are worn, and the location of these units are not ergonomically safe to work on.

Project Status: Proposed Project

Estimated Project Amount:

Item	Estimated Cost
Design	\$30,000
CEQA Compliance	Exempt
Construction Contract	\$200,000
Inspection/Other	\$40,000
Total Project Budget	\$270,000



Capital Improvement Program – Project Description

Project No: TBD

System: Wastewater

Fund: 7

Project Name: *Lower Boundary Oak Lift Station Upgrade*

Project Location: Lower Boundary Oak Lift Station; 27599 Oak View Drive, Aliso Viejo

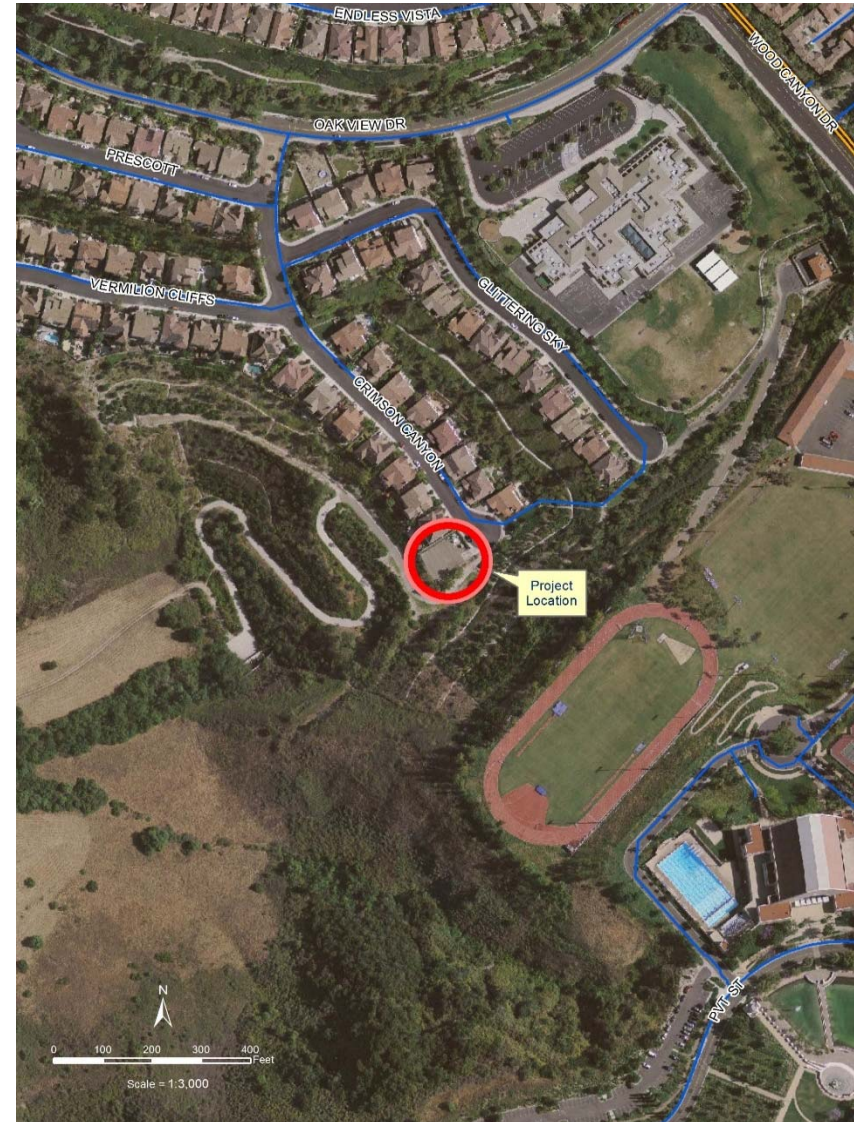
Project Description: Replace/upgrade packaged underground lift station, including pumps and suction lines.

Project Need: Current pumps are becoming maintenance intensive and are having a hard time holding prime.

Project Status: Proposed Project

Estimated Project Amount:

Item	Estimated Cost
Design	\$50,000
CEQA Compliance	Exempt
Construction Contract	\$350,000
Inspection/Other	\$10,000
Total Project Budget	\$410,000



Lower Boundary Oak LS Upgrade

Capital Improvement Program – Project Description

Project No: TBD

System: Wastewater

Fund: 7

Project Name: *North Aliso Creek Lift Station Bypass Replacement*

Project Location: North Aliso LS, Sec. pg. I-4

Project Description: Install new by-pass connection and mainline discharge valve and piping.

Project Need: Existing mainline discharge valve is not operational.

Project Status: Proposed Project

Estimated Project Amount:

Item	Estimated Cost
Design	\$40,000
CEQA Compliance	Exempt
Construction Contract	\$160,000
Inspection/Other	\$40,000
Total Project Budget	\$240,000



North Aliso LS By-pass Replacement

Capital Improvement Program – Project Description

Project No: TBD

System: Wastewater

Fund: 14

Project Name: *Lift Stations Generator Emergency Connections*

Project Location: 9 Lift Stations: Regional, Lower Salada, Upper Salada, Aliso Creek, Southwing, San Joaquin, Boundary Oak, Del Avion, North Aliso.

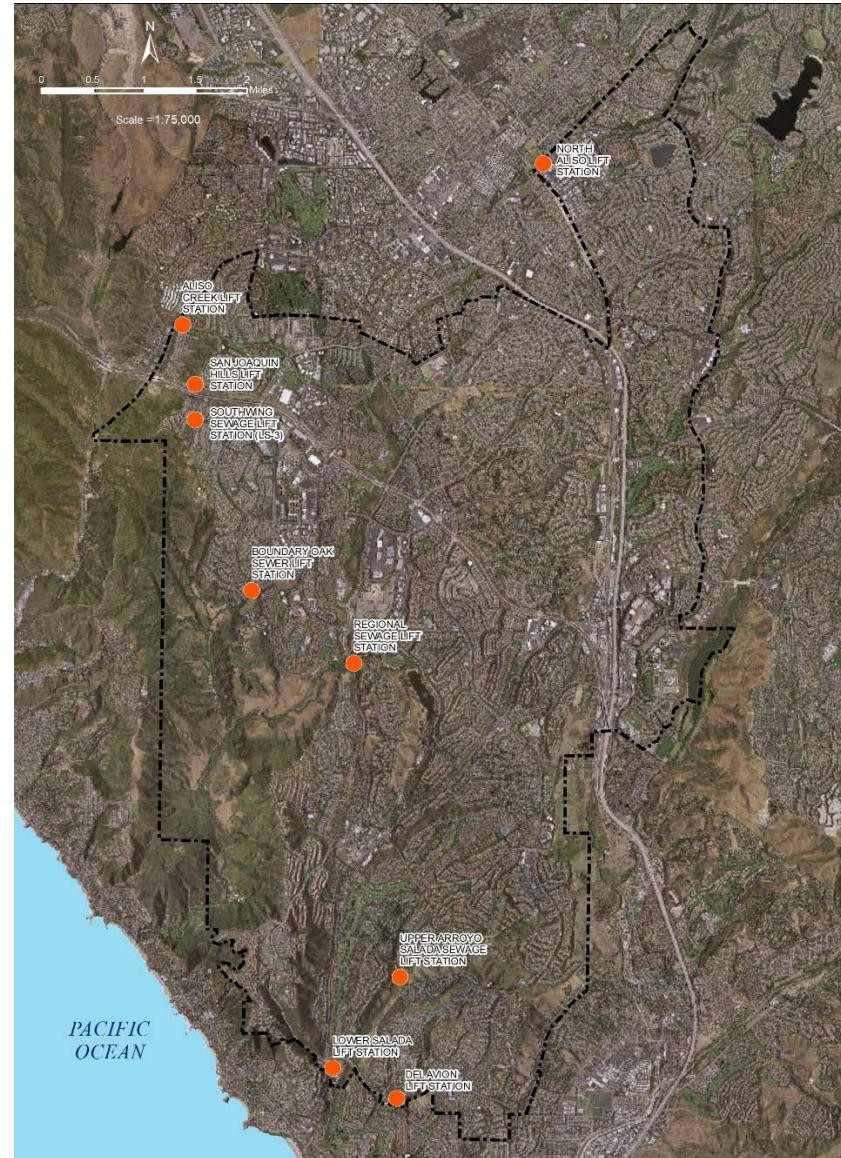
Project Description: Install new emergency generator connections at nine facilities.

Project Need: This project is needed to allow for a connection of a portable generator at these nine lift stations.

Project Status: Proposed Project

Estimated Project Amount:

Item	Estimated Cost
Design	\$75,000
CEQA Compliance	Exempt
Construction Contract	\$350,000
Inspection/Other	\$5,000
Total Project Budget	\$430,000



Lift Station Location Map

Capital Improvement Program – Project Description

Project No: 2011.043

System: Wastewater

Fund: 14

Project Name: *Plant 3A Outfall Line Valves*

Project Location: Along Camino Capistrano and outlining areas by Oso Creek, City of San Juan Capistrano.

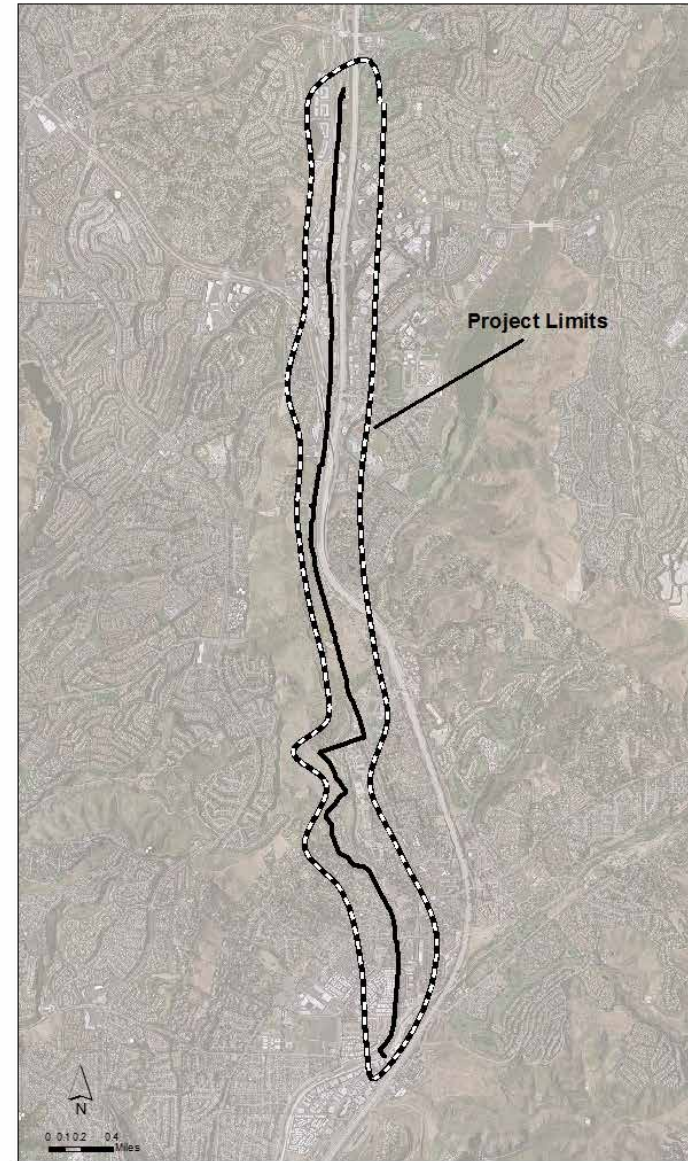
Project Description: Install isolation valves on the 3A outfall line.

Project Need: The 3A outfall line was constructed as a feed line from San Juan Capistrano to Mission Viejo Lake. The District purchased the facility and changed its use from the intended design. There is an insufficient number of isolation valves along a five mile reach. If there is a failure along this reach, the line would discharge secondary effluent into the creeks; therefore, additional isolation valves must be installed to minimize spill amounts.

Project Status: In planning.

Estimated Project Amount:

Item	Estimated Cost
Design	\$50,000
CEQA Compliance	Exempt
Construction Contract	\$380,000
Inspection	\$20,000
Total Project Budget	\$450,000



Capital Improvement Program – Project Description

Project No: TBD

System: Wastewater

Fund: 7

Project Name: *Linda Vista Drive Sewer Lining*

Project Location: Linda Vista Dr near Alicia & Paseo de Valencia, Laguna Hills

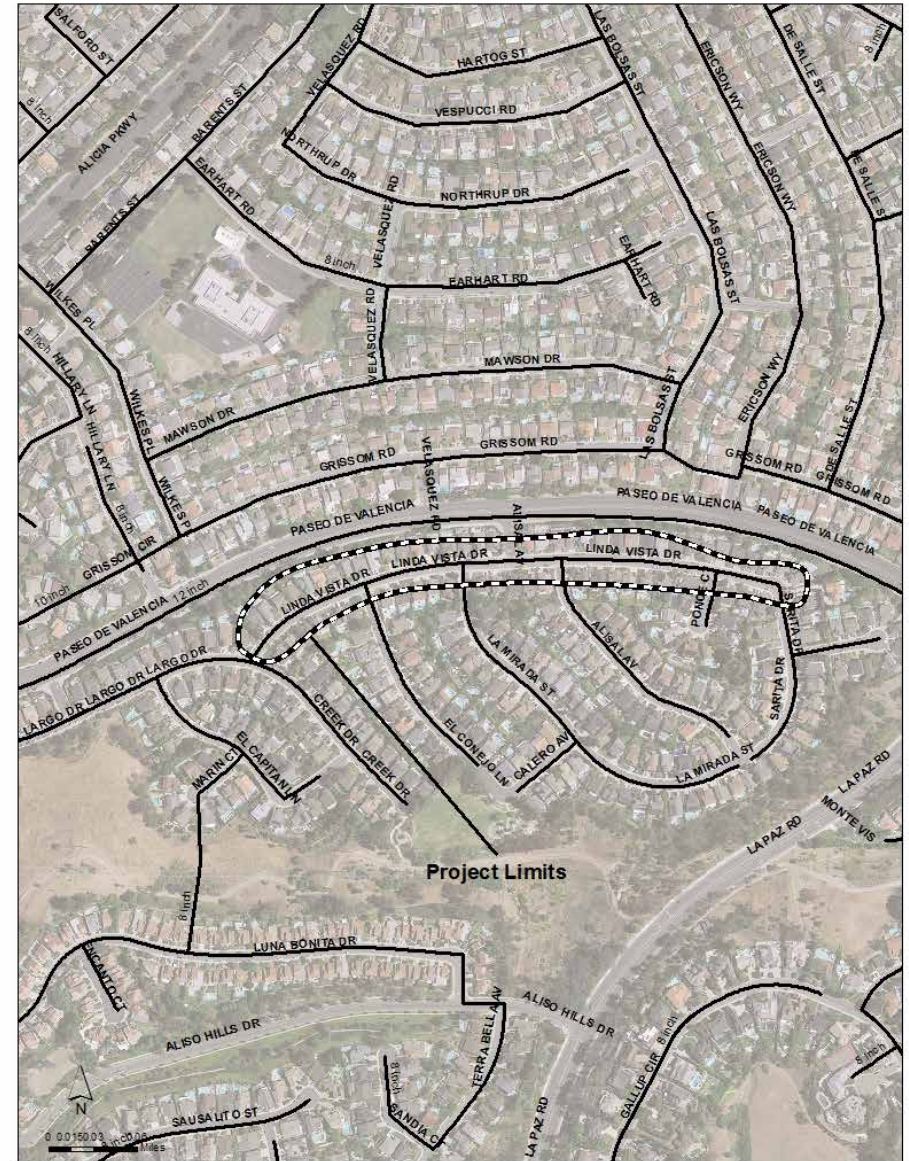
Project Description: Remove heavy calcium build-up in sewer line and install 2,000 feet of 8-inch cured-in-place pipe (CIPP) liner.

Project Need: The integrity and functionality of the collection system is being comprised by heavy calcium build-up. The lining of the sewer system will extend the useful life without having to replace the entire system.

Project Status: Proposed Project

Estimated Project Amount:

Item	Estimated Cost
Design	\$65,000
CEQA Compliance	Exempt
Construction Contract	\$375,000
Inspection/Other	\$10,000
Total Project Budget	\$450,000



Capital Improvement Program – Project Description

Project No: 2011.045

System: Wastewater

Fund: 14

Project Name: North Aliso Lift Station Site Improvements

Project Location: North Aliso Lift Station, Mission Viejo.

Project Description: Widen driveway access; construct retaining wall, curb and gutter, and paving.

Project Need: The existing station was constructed in the late 1960's. Access to the site was wide open. Overtime, improvements next to the site have made access a problem for District's vector and pumper trucks to get to the site. The drive approach needs to be widened to handle the larger vehicles.

Project Status: In planning.

Estimated Project Amount:

Item	Estimated Cost
Design	\$60,000
CEQA Compliance	Exempt
Construction Contract	\$160,000
Inspection/Other	\$20,000
Total Project Budget	\$240,000



Capital Improvement Program – Project Description

Project No: TBD

System: Wastewater

Fund: 7

Project Name: *National Park Sewer Lining*

Project Location: National Park Drive & Crown Valley, Laguna Niguel

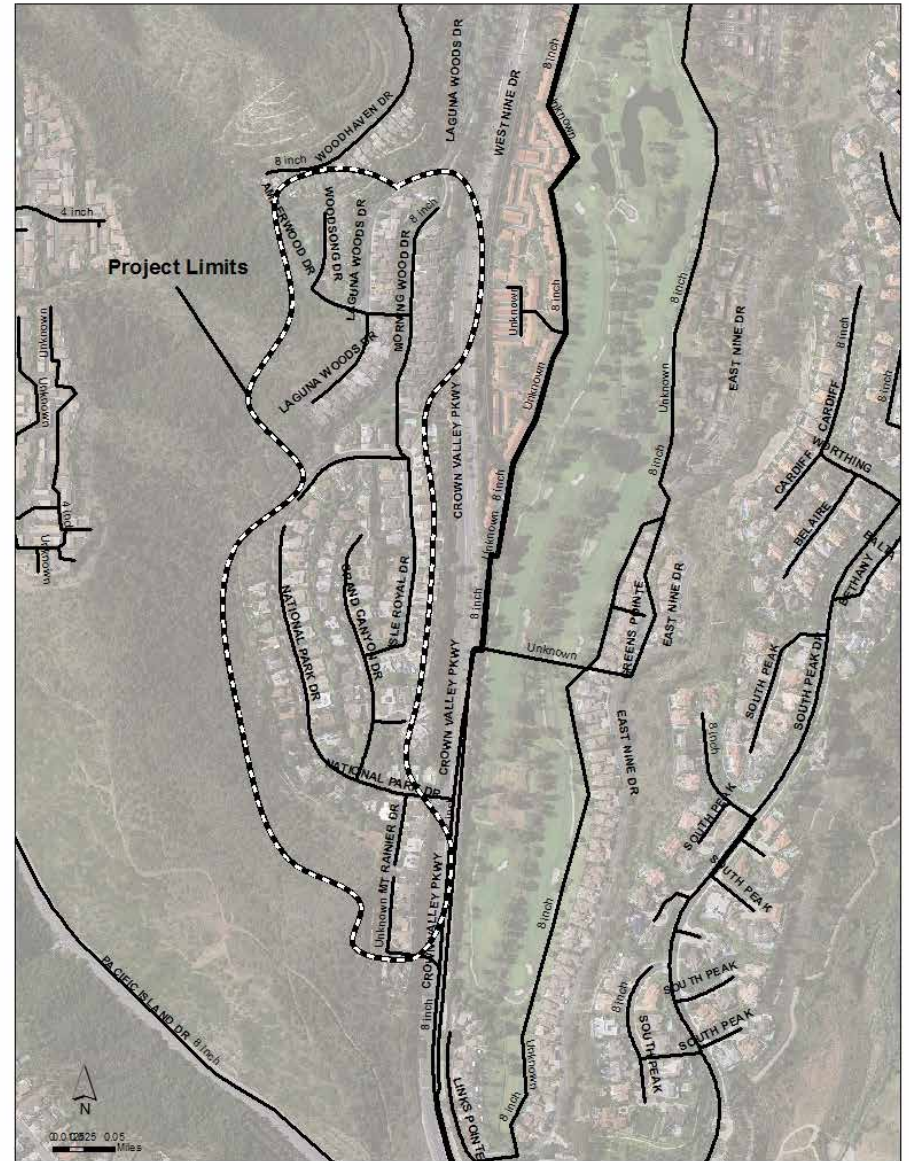
Project Description: Perform heavy root cutting and cleaning and install 7,300 feet of 8-inch cured-in-place pipe (CIPP) liner.

Project Need: This subdivision was constructed in early 1960's. The integrity of the collection system is being comprised by root infiltration. The lining of the sewer system will extend the useful life without having to replace the entire system.

Project Status: Proposed Project

Estimated Project Amount:

Item	Estimated Cost
Design	\$40,000
CEQA Compliance	Exempt
Construction Contract	\$250,000
Inspection/Other	\$10,000
Total Project Budget	\$300,000



Capital Improvement Program – Project Description

Project No: TBD

System: Wastewater

Fund: 7

Project Name: *Aliso Creek LS Auxiliary Generator Replacement*

Project Location: 21933 Aliso Creek Road, Aliso Viejo

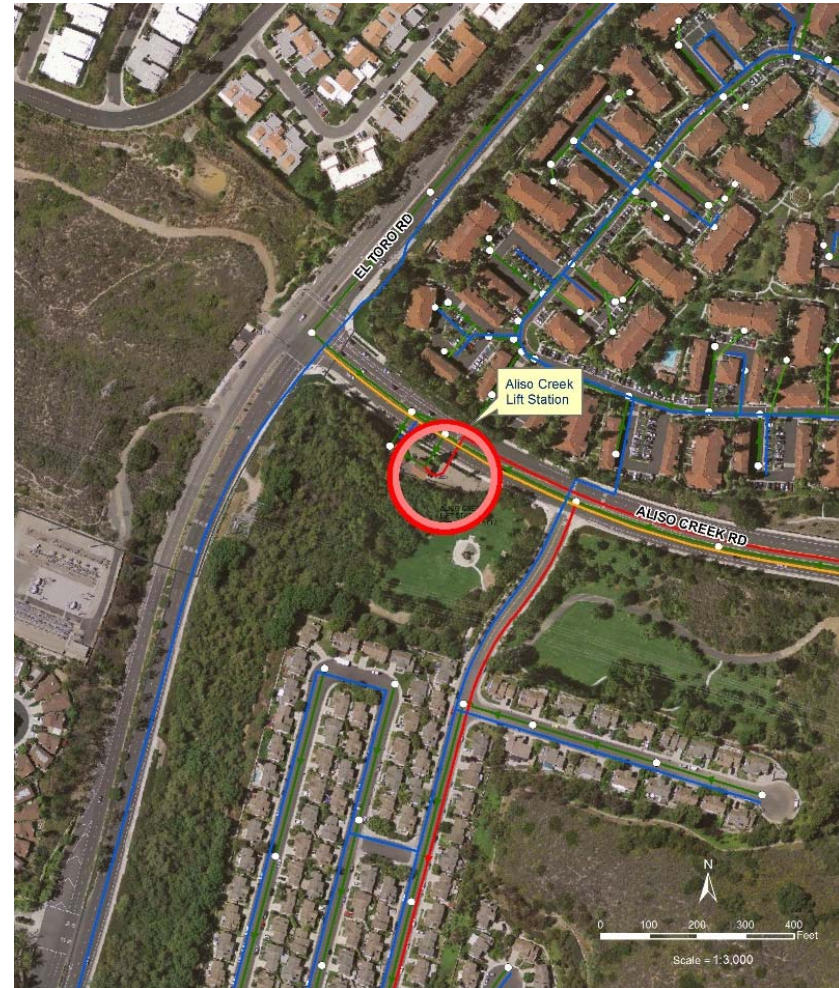
Project Description: Replace 1990 Cummins Propane 250 KW backup generator.

Project Need: Replacement is based on age of generator and difficulty finding off the shelf replacement parts.

Project Status: Proposed Project

Estimated Project Amount:

Item	Estimated Cost
Design	\$30,000
CEQA Compliance	Exempt
Construction Contract	\$500,000
Inspection/Other	\$0
Total Project Budget	\$530,000



Capital Improvement Program – Project Description

Project No: TBD

System: Wastewater

Fund: 7

Project Name: *Southwing LS Auxiliary Generator Replacement*

Project Location: 22124 Canyon Vistas, Aliso Viejo

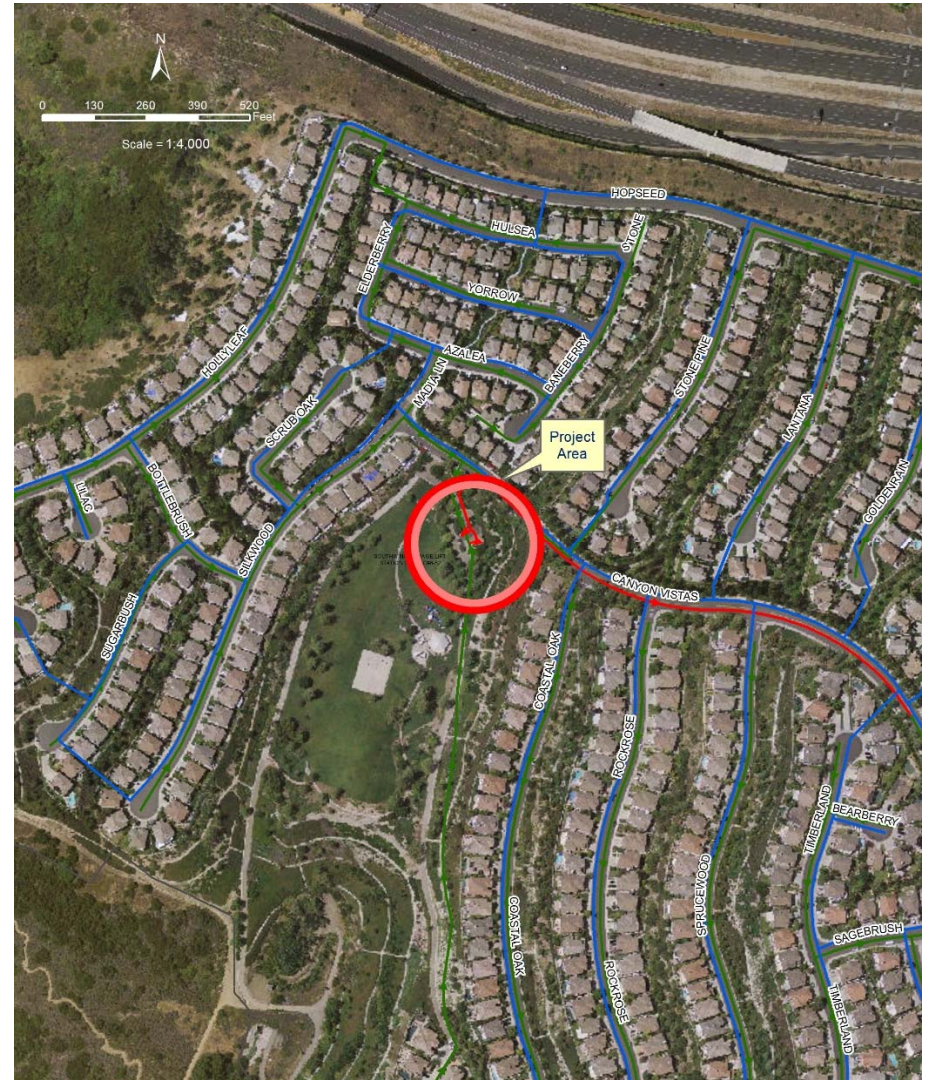
Project Description: Replace 1994 Cummins Propane 264 KW backup generator.

Project Need: Replacement is based on age of generator and difficulty finding off the shelf replacement parts.

Project Status: Proposed Project

Estimated Project Amount:

Item	Estimated Cost
Design	\$30,000
CEQA Compliance	Exempt
Construction Contract	\$550,000
Inspection/Other	\$0
Total Project Budget	\$580,000



Southwing LS-Auxiliary Generator Replacement

Capital Improvement Program – Project Description

Project No: 2012.012

System: Wastewater

Fund: 7

Project Name: *Field GIS Extension- Sewer Line Cleaning and Manhole Inspection*

Project Location: District-wide

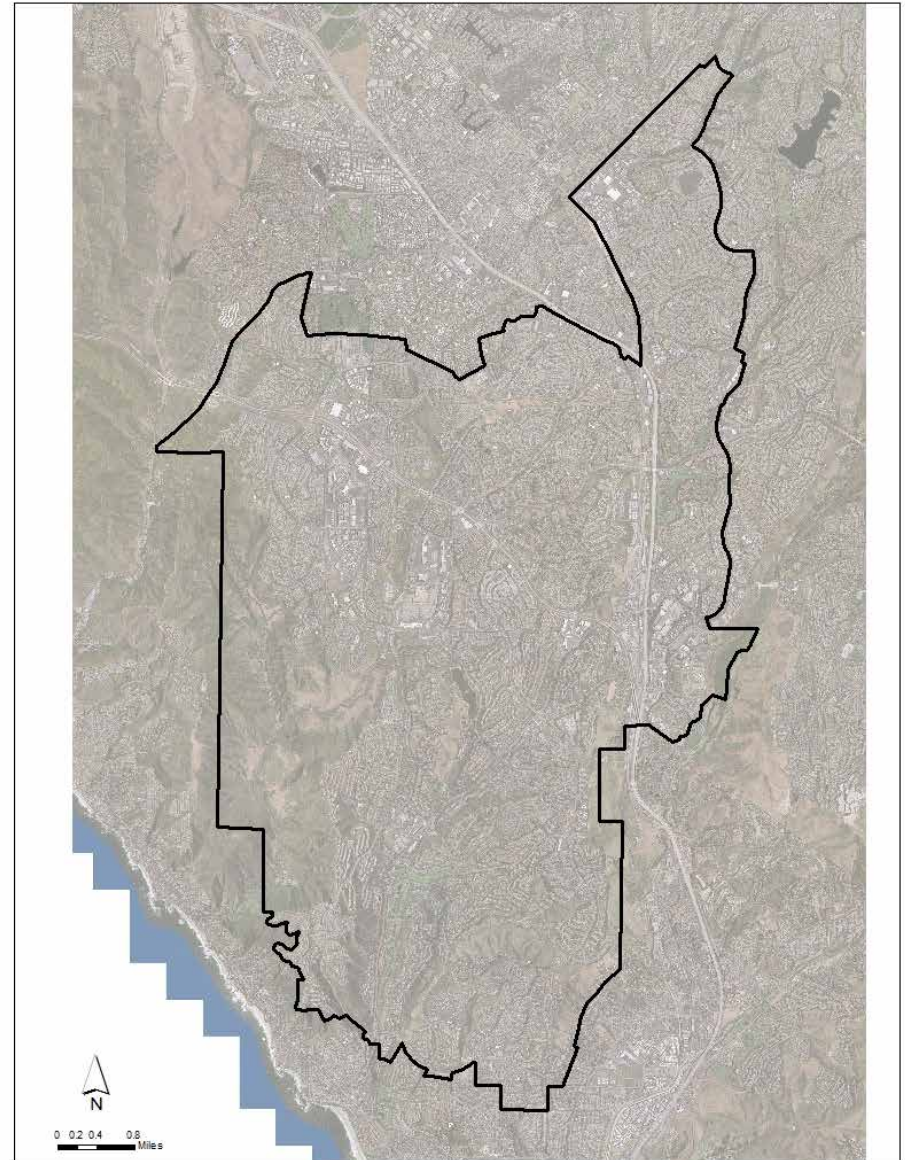
Project Description: Configuration and Installation of a sewer line cleaning and manhole inspection application that collects asset information, condition assessment, follow-up work-order needs, and location information – as well as tracking maintenance activity progress – while in the field.

Project Need: Currently, the sewer cleaning and manhole inspection efforts are tracked via a cumbersome manual process of paper notation and hand-colorizing of printed maps. This effort lacks a number of efficiencies in data collection, reporting of maintenance progress, asset information collection, and identification of required follow-up work. Off-the-shelf software is available from multiple vendors, and was successfully launched by a neighboring District resulting in increased efficiencies, supervisory control, maintenance, and asset replacement planning. A successful project will include configuration of the software to meet specific MNWD needs/requirements to mirror current workflows, installation of software, and training.

Project Status: In planning.

Estimated Project Amount:

Item	Estimated Cost
Configuration	\$18,000
Software Acquisition	\$22,000
CEQA	Exempt
Total Project Budget	\$40,000



Capital Improvement Program – Project Description

Project No: TBD

System: Wastewater

Fund: 14

Project Name: *Oso Creek Sewer Parallel Pipeline*

Project Location: *Mission Viejo Golf Course, Mission Viejo from Oso Parkway to I-5*

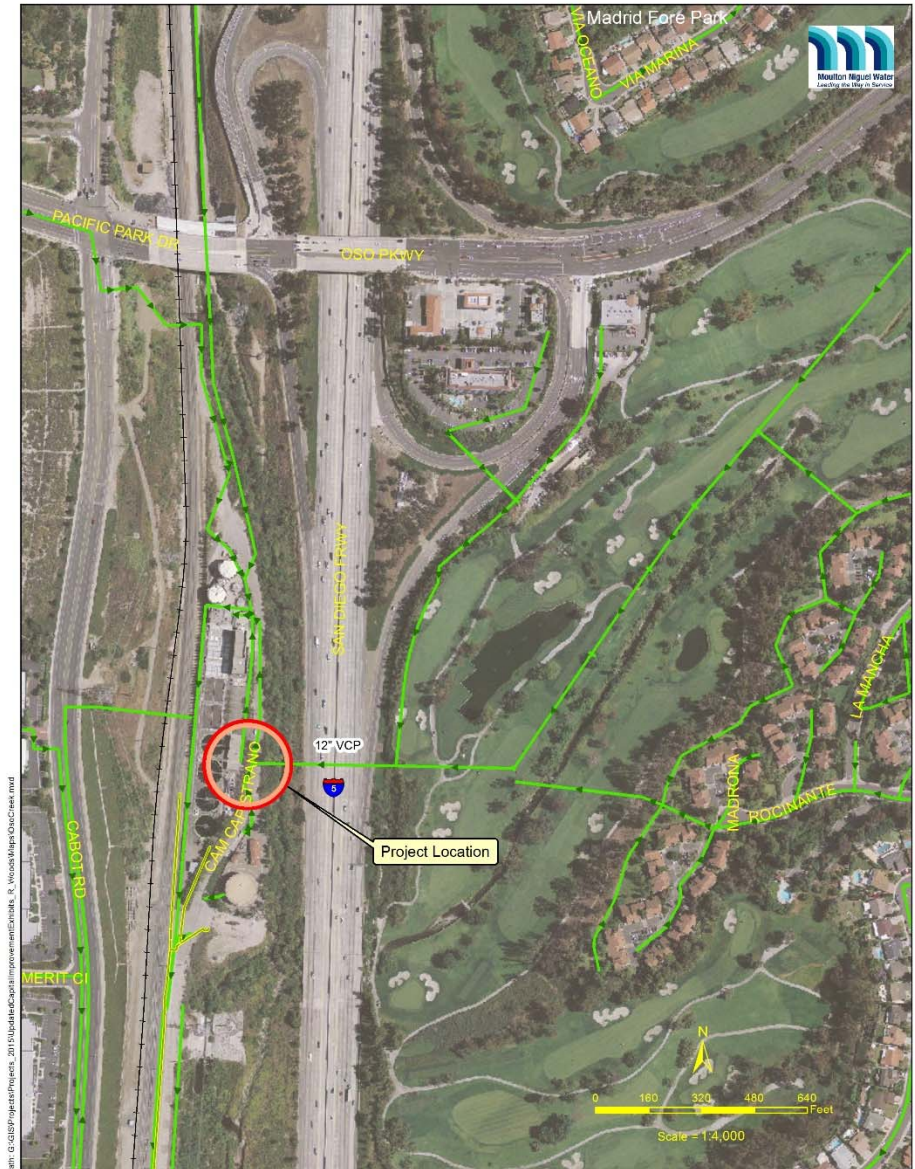
Project Description: Construct approximately 3,400 feet of new sewer line. This project will involve conventionally installed sewer through a heavily landscaped golf course in addition to a bore and jack under Interstate 5.

Project Need: The existing sewer line that parallels Oso Creek is 8 to 12-inch vitrified clay pipe constructed in 1965. Reaches of the alignment are currently undersized for the upstream flows and need to be upsized. In addition, sections of the line could be subject to future creek erosion which could cause the line to fail. This project will evaluate the appropriate size of the sewer line and construct the improvements.

Project Status: Proposed Project

Estimated Project Amount:

Item	Estimated Cost
Design	\$200,000
CEQA Compliance	\$100,000
Construction Contract	\$1,600,000
Inspection/Other	\$50,000
Total Project Budget	\$1,950,000



Capital Improvement Program – Project Description

Project No: TBD

System: Wastewater

Fund: 7

Project Name: *Plant 3A Effluent Transmission Main (ETM) – Creek Bank Stabilization*

Project Location: San Juan Capistrano

Project Description: Extend the existing riprap on the east side lower bank of Oso Creek beyond the downstream turn. The riprap will match existing top and toe elevation of existing riprap. The project will require acquisition of a nationwide permit from the Army Corp. of Engineers.

Project Need: The existing ETM is located in an embankment along an unprotected bank of Oso Creek and is at risk of failure due to erosion of the creek bank. This proposed project will extend riprap to provide protection for the existing pipe.

Project Status: Proposed Project

Estimated Project Amount:

Item	Estimated Cost
Design	\$100,000
CEQA Compliance	\$50,000
Construction Contract	\$1,800,000
Inspection	\$50,000
Total Project Budget	\$2,000,000



Capital Improvement Program – Project Description

Project No: TBD

System: Wastewater

Fund: 7

Project Name: *Plant 3A Effluent Transmission Main (ETM) - Avenida de la Vista Replacement*

Project Location: San Juan Capistrano

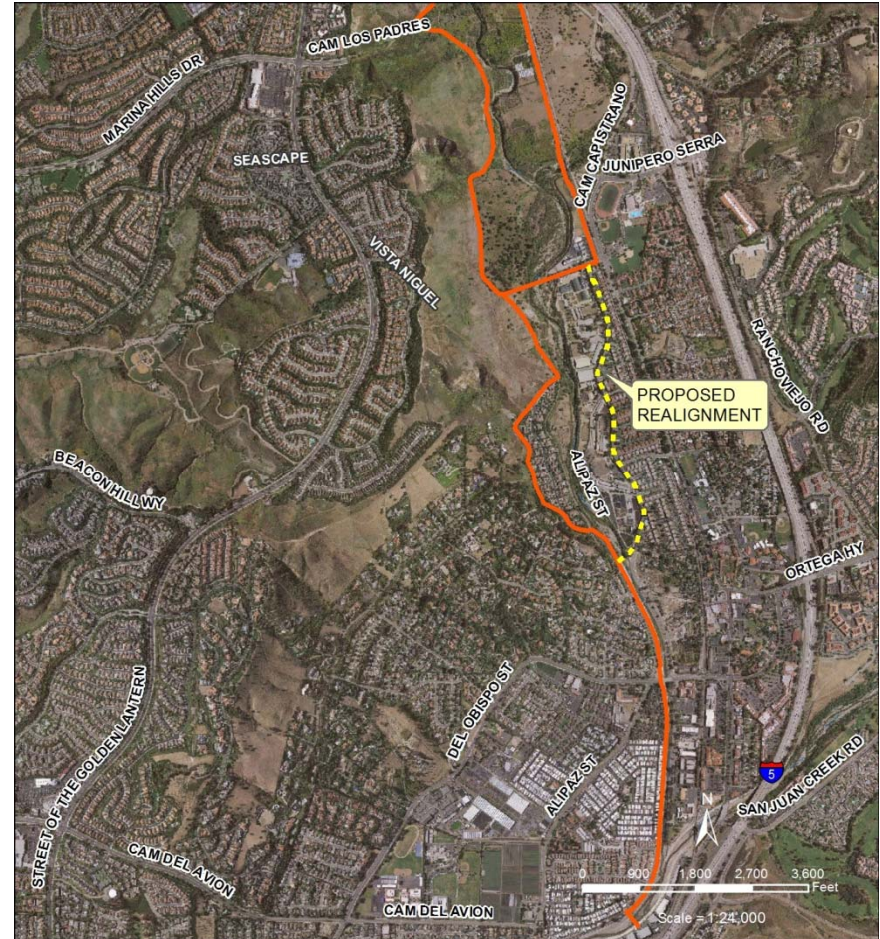
Project Description: Abandon the existing ETM from Station 221+00 to Station 298+00 and construct a 30-inch ductile iron pipe along Avenida De La Vista, approximately 4,700 feet from Oso Road to the cul-de-sac. The alignment will proceed 1,000 feet on Trabuco Creek Trail until it is jacked and bored under Trabuco Creek. The jack and bore will be approximately 160 feet. On the west side of the creek, the pipeline will connect to the existing 20-inch ductile iron pipe located behind the concrete creek embankment. The project will require acquisition of several easements from private properties and a nationwide permit from the Army Corp. of Engineers.

Project Need: The existing ETM is located in an embankment along an unprotected bank of Trabuco Creek and is at risk of failure due to erosion of the creek bank. This proposed project will abandon the existing ETM pipeline and construct a replacement pipeline in Avenida de la Vista.

Project Status: Proposed Project

Estimated Project Amount:

Item	Estimated Cost
Design	\$150,000
CEQA Compliance	\$75,000
Construction Contract	\$2,100,000
Inspection	\$150,000
Total Project Budget	\$2,475,000



Capital Improvement Program – Project Description

Project No: TBD

System: Wastewater

Fund: 7

Project Name: *Plant 3A Effluent Transmission Main (ETM) Pipeline Replacement in Camino Capistrano*

Project Location: Camino Capistrano from Plant 3A to the San Joaquin Hills Toll Road Crossing in Mission Viejo, Laguna Niguel and San Juan Capistrano.

Project Description: Replace the existing 20-inch asbestos cement pipe from Station 3+00 to Station 109+00 with a 30-inch ductile iron pipe (approximately 10,600 feet). The replacement pipeline will be located on Camino Capistrano in the same approximately location as the existing ETM. The new pipeline will extend from the Plant 3A to the San Joaquin Hills Toll Road Crossing.

Project Need: The existing pipeline is approaching the end of its useful life. Replacement of the existing 20-inch pipeline will increase hydraulic capacity and improve operation of the pipeline.

Project Status: Proposed Project

Estimated Project Amount:

Item	Estimated Cost
Design	\$250,000
CEQA Compliance	\$100,000
Construction Contract	\$3,000,000
Inspection	\$150,000
Total Project Budget	\$3,500,000



Capital Improvement Program – Project Description

Project No: 2013-TBD

System: Wastewater

Fund: 7

Project Name: *Plant 3A Effluent Transmission Main (ETM) – Pipeline Replacement along the San Juan and Trabuco Creek Channel Levee Protection Project Phase VIII*

Project Location: San Juan Capistrano

Project Description: Replacement of the existing 20-inch ETM pipeline with a new 30-inch along the San Juan and Trabuco Creek Channel Levees.

Project Need: The need for this project will be determined during construction of sheet piles along the creek levees. Replacement of the pipeline is contingent on construction the need for relocation of the existing pipeline or repair of the existing pipeline that may be damaged during construction of sheet piles as part of the Orange County Flood Control Phase VIII project

Project Status: Proposed Project

Estimated Project Amount:

Item	Estimated Cost
Design	\$0
CEQA Compliance	Exempt
Construction Contract	\$900,000
Inspection	\$0
Total Project Budget	\$900,000



Capital Improvement Program – Project Description

Project No: 2011.028

System: Wastewater

Fund: 7

Project Name: Valencia Lift Station Refurbishment

Project Location: Paseo de Valencia & Cabot Road, Laguna Hills

Project Description: Refurbishment of the Valencia Lift Station, including pumps and slide gates.

Project Need: The existing equipment has reached its useful life and is no longer functioning. In addition, parts for the existing equipment are no longer made by the manufacturer.

Project Status: Proposed Project.

Estimated Project Amount:

Item	Estimated Cost
Design	\$15,000
CEQA Compliance	Exempt
Construction Contract	\$170,000
Inspection/Other	\$15,000
Total Project Budget	\$200,000



REGIONAL PROJECTS

Capital Improvement Program – Project Description

Project No: 2006.071

System: Regional (Potable)

Fund: 12

Project Name: Baker Pipeline Regional Water Treatment Plant

Project Location: Palmwood Drive/Wisteria, Lake Forest


Project Description: Construction of the Baker Water Treatment Plant (BWTP) by Irvine Ranch Water District (IRWD). MNWD has executed an agreement with IRWD to receive 13 cubic feet per second of potable water from BWTP. In addition, a pipeline from BWTP to the South County Pipeline (SCP) will be constructed to deliver the water to the District via the SCP and the Central Intertie Pipeline (CIP).

Project Need: This project will provide an alternate potable water supply to the District, especially during times when the Diemer Treatment Plant is down.

Project Status: In construction.

Estimated Project Amount:

Item	Estimated Cost
Design via IRWD	\$6,000,000
CEQA Compliance	EIR by IRWD
Construction Contract via IRWD	\$26,598,645
Inspection	IRWD
Total Project Budget	\$32,598,645



Capital Improvement Program – Project Description

Project No: 2006.099

System: Regional (Potable)

Fund: 12

Project Name: ETWD/MNWD Intertie with 30-inch Diemer Pipeline

Project Location: Los Alisos Blvd at Via Pimiento, Mission Viejo

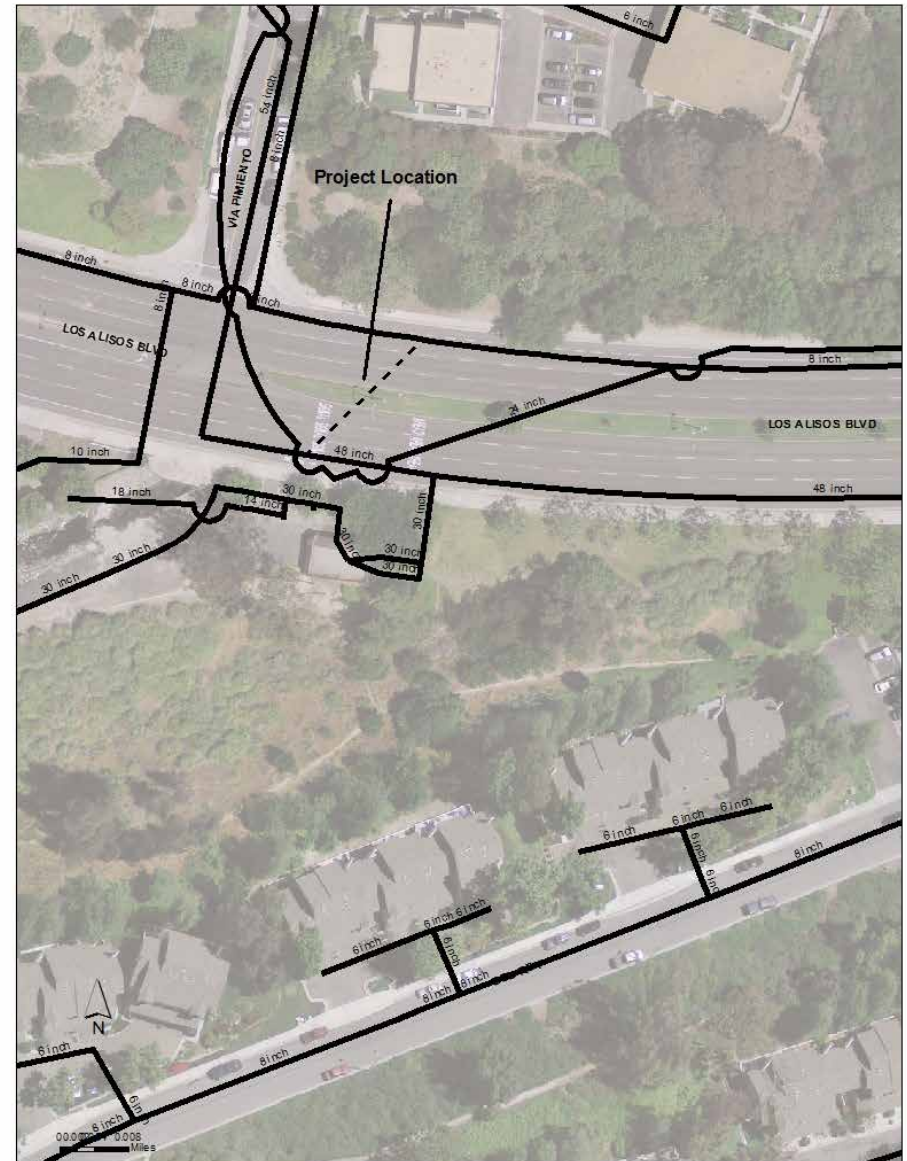
Project Description: Construct an intertie between the MNWD 650-zone and the El Toro 24-inch R-6 Reservoir feed.

Project Need: This project will allow for the District to back-feed the El Toro Water District from several sources including the Central Intertie Pipeline and the Joint Transmission Main. The project is being funded by Santa Margarita Water District and through Proposition 50 grant funds.

Project Status: In design.

Estimated Project Amount:

Item	Estimated Cost
Design	\$69,500
Geotechnical	\$10,000
Construction Contract	\$398,640
Inspection/Other	\$25,000
Total Project Budget	\$503,140



Capital Improvement Program – Project Description

Project No: 2008.049

System: Regional (Potable)

Fund: 12

Project Name: South Orange County Coastal Ocean Desalination

Project Location: Dana Point

Project Description: This project is led by the Municipal Water District of Orange County (MWDOC) with five partnering agencies. Currently, the project is investigating the feasibility of ocean desalination. The current project amount is MNWD's share for initial planning studies. The plant, when constructed, will have a capacity of 15 mgd, with MNWD's share being 3 mgd.

Project Need: This project will provide an additional 3 mgd of potable water supply to MNWD and is needed for water supply diversification and drought proofing, as the desalinated water supply would not be subject to droughts.

Project Status: In design.

Estimated Project Amount:

Item	Estimated Cost
Preliminary Design Analysis	\$690,000
CEQA Compliance	EIR
Construction Contract	To be determined
Inspection	To be determined
Total Project Budget	\$690,000



Capital Improvement Program – Project Description

Project No: JRWSS15

System: Regional (Potable)

Fund: 7

Project Name: SCWD/JRWSS Capital Projects

Project Location: Joint Transmission Main

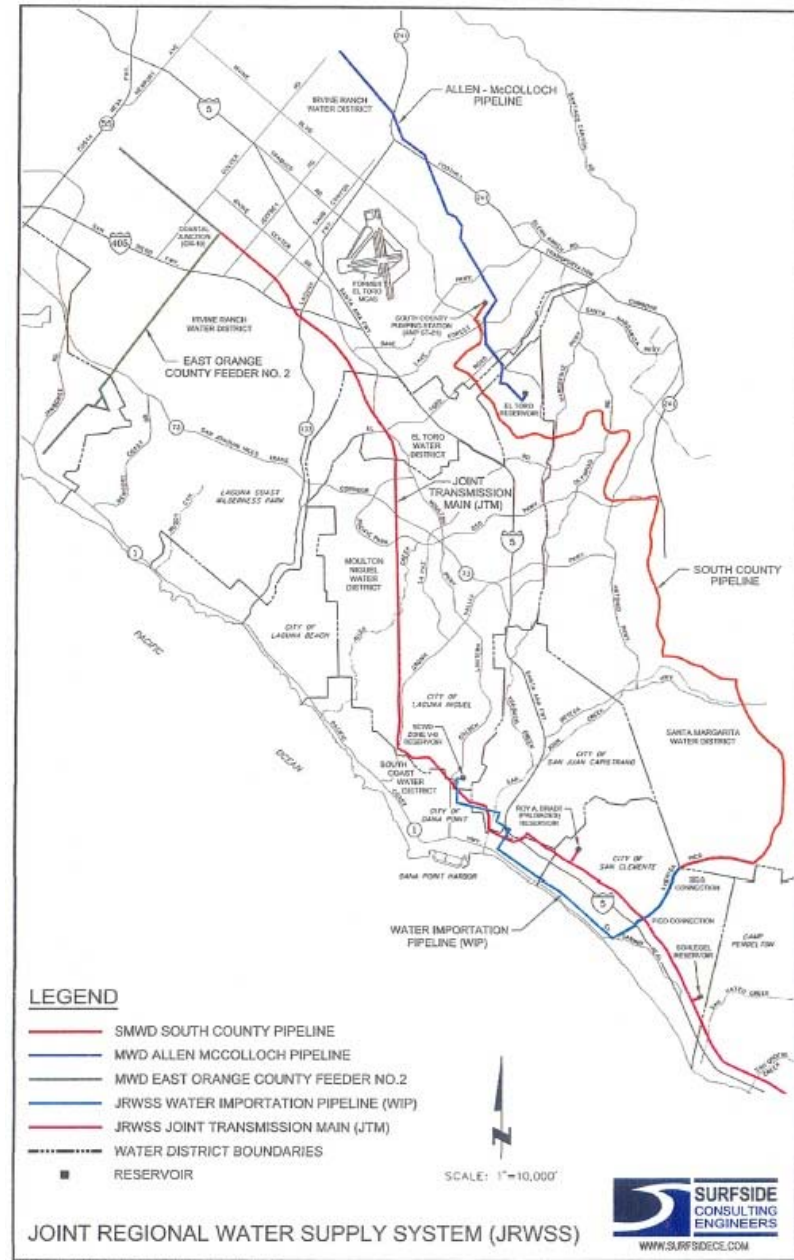
Project Description: Perform capital improvements to the Joint Transmission Main (JTM).

Project Need: The JTM is operated and maintained by the South Coast Water District (SCWD) per an inter-agency project agreement entered in 2000. The District owns about 43% of the JTM capacity, up to 43 cubic feet per second (cfs). SCWD develops a capital improvement program (CIP) for the JTM. This project provides the funding for these CIP expenditures. SCWD updates its 6-year CIP annual and provides that information to the District.

Project Status: Annual as provided by SCWD. Funds are paid to SCWD upon receipt of and review of JTM associated invoices.

Estimated Project Amount:

Item	Estimated Cost
Design	\$TBD
CEQA Compliance	TBD
Construction Contract	\$TBD
Inspection	\$TBD
Total Project Budget	\$5,855,668



Capital Improvement Program – Project Description

Project No: SMWD

System: Regional (Potable, Wastewater)

Fund: 7

Project Name: SMWD Capital Projects- Joint Facilities

Project Location: Various

Project Description: Various CIP projects identified by SMWD for facilities that are jointly owned by MNWD and SMWD.

Project Need: Annual budget required for projects that have not yet been identified. Historically, funds are required to cover costs associated with these unanticipated projects.

Project Status: Annual as provided by SMWD. Funds are paid to SMWD upon receipt of and review of CIP associated invoices.

Estimated Project Amount:

Item	Estimated Cost
Design	TBD
CEQA Compliance	TBD
Construction Contract	TBD
Inspection/Other	TBD
Total Project Budget	\$186,000



Capital Improvement Program – Project Description

Project No: SOCWA119

System: Regional (Wastewater)

Fund: 7

Project Name: 2015/2016 SOCWA Capital Project Committee 2

Project Location: J.B. Latham Wastewater Treatment Plant, Dana Point


Project Description: Implement capital improvements as recommended by South Orange County Wastewater Authority (SOCWA).

Project Need: SOCWA provides wastewater treatment to the District's service area. SOCWA develops a capital improvement program (CIP) for all of the facilities through various project committees (PC).

Project Status: Annual as provided by SOCWA. Funds are paid to SOCWA upon receipt of and review of CIP associated invoices. The total project budget is a 10-year budget projection.

Estimated Project Amount:

Item	Estimated Cost
Design	\$TBD
CEQA Compliance	Exempt
Construction Contract	\$TBD
Inspection	\$TBD
Total Project Budget	\$14,632,161



Capital Improvement Program – Project Description

Project No: SOCWA120

System: Regional (Wastewater)

Fund: 7

Project Name: *Plant 3A Improvements*

Project Location: Plant 3A Treatment Plant, Mission Viejo

Project Description: Implement capital improvements as recommended by South Orange County Wastewater Authority (SOCWA).

Project Need: SOCWA provides wastewater treatment to the District's service area. SOCWA develops a capital improvement program (CIP) for all of the facilities through various project committees (PC).

Project Status: Annual as provided by SOCWA. Funds are paid to SOCWA upon receipt of and review of CIP associated invoices. The total project budget is a 10-year budget projection.

Estimated Project Amount:

Item	Estimated Cost
Design	\$TBD
CEQA Compliance	Exempt
Construction Contract	\$TBD
Inspection	\$TBD
Total Project Budget	\$12,335,357



Capital Improvement Program – Project Description

Project No: SOCWA122

System: Regional (Wastewater)

Fund: 7

Project Name: 2015/2016 SOCWA Capital Project Committee 15

Project Location: Coastal Treatment Plant, Aliso Viejo


Project Description: Implement capital improvements as recommended by South Orange County Wastewater Authority (SOCWA).

Project Need: SOCWA provides wastewater treatment to the District's service area. SOCWA develops a capital improvement program (CIP) for all of the facilities through various project committees (PC).

Project Status: Annual as provided by SOCWA. Funds are paid to SOCWA upon receipt of and review of CIP associated invoices. The total project budget is a 10-year budget projection.

Estimated Project Amount:

Item	Estimated Cost
Design	\$TBD
CEQA Compliance	Exempt
Construction Contract	\$TBD
Inspection	\$TBD
Total Project Budget	\$9,829,078



Capital Improvement Program – Project Description

Project No: SOCWA123

System: Regional (Wastewater)

Fund: 7

Project Name: 2015/2016 SOCWA Capital Project Committee 17

Project Location: Regional Treatment Plant, Laguna Niguel


Project Description: Implement capital improvements as recommended by South Orange County Wastewater Authority (SOCWA).

Project Need: South Orange County Wastewater Authority (SOCWA) provides wastewater treatment to the District's service area. SOCWA develops a capital improvement program (CIP) for all of the facilities through various project committees (PC).

Project Status: Annual as provided by SOCWA. Funds are paid to SOCWA upon receipt of and review of CIP associated invoices. The total project budget is a 10-year budget projection.

Estimated Project Amount:

Item	Estimated Cost
Design	\$TBD
CEQA Compliance	Exempt
Construction Contract	\$TBD
Inspection	\$TBD
Total Project Budget	\$36,116,121



Capital Improvement Program – Project Description

Project No: SOCWA118

System: Regional (Wastewater)

Fund: 7

Project Name: 2015/2016 SOCWA Capital Project Committee 24

Project Location: Aliso Creek Ocean Outfall

Project Description: Implement capital improvements as recommended by South Orange County Wastewater Authority (SOCWA).

Project Need: South Orange County Wastewater Authority (SOCWA) provides wastewater treatment to the District's service area. SOCWA develops a capital improvement program (CIP) for all of the facilities through various project committees (PC).

Project Status: Annual as provided by SOCWA. Funds are paid to SOCWA upon receipt of and review of CIP associated invoices. The total project budget is a 10-year budget projection.

Estimated Project Amount:

Item	Estimated Cost
Design	\$TBD
CEQA Compliance	Exempt
Construction Contract	\$TBD
Inspection	\$TBD
Total Project Budget	\$3,909,923

Capital Improvement Program – Project Description

Project No: UP1516RR

System: Potable, Recycled, Wastewater, District Overall

Fund: 7

Project Name: *Unanticipated Projects – Fund 7*

Project Location: District-wide

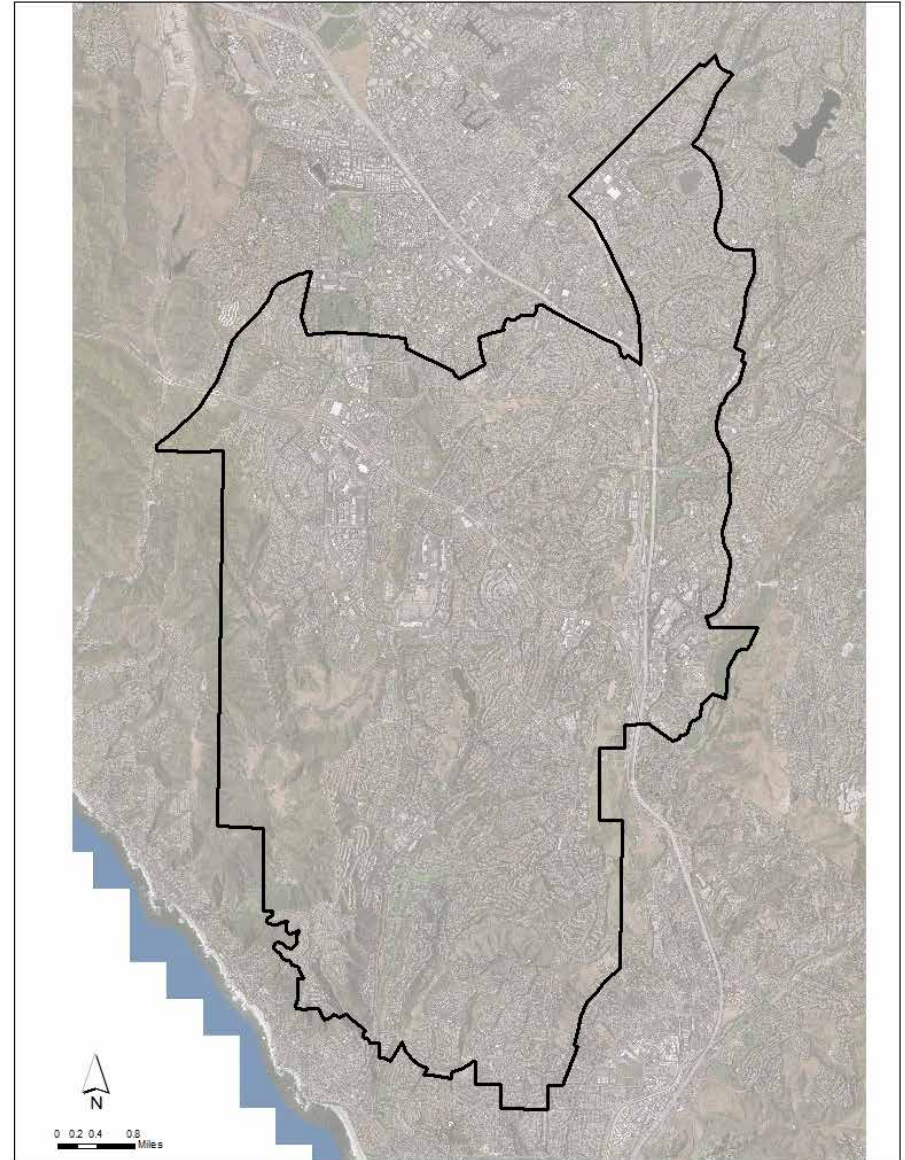
Project Description: Construct various replacement and refurbishment projects.

Project Need: The District owns, maintains, and operates 138 major facilities and over 1,300 pipelines and sewers. Through the year, facilities and pipes fail requiring replacement or refurbishment. This project provides for replacement and refurbishment of facilities/pipes that have not previously been identified in the Capital Improvement Program.

Project Status: Annual, as projects are defined and created funds are deducted from this program through the year.

Estimated Project Amount:

Item	Estimated Cost
Design	\$TBD
CEQA Compliance	Exempt
Construction Contract	\$TBD
Inspection	\$TBD
Total Project Budget	\$300,000



Capital Improvement Program – Project Description

Project No: UP1516PC

System: Potable, Recycled, Wastewater, District Overall

Fund: 14

Project Name: *Unanticipated Projects – Fund 14*

Project Location: District-wide

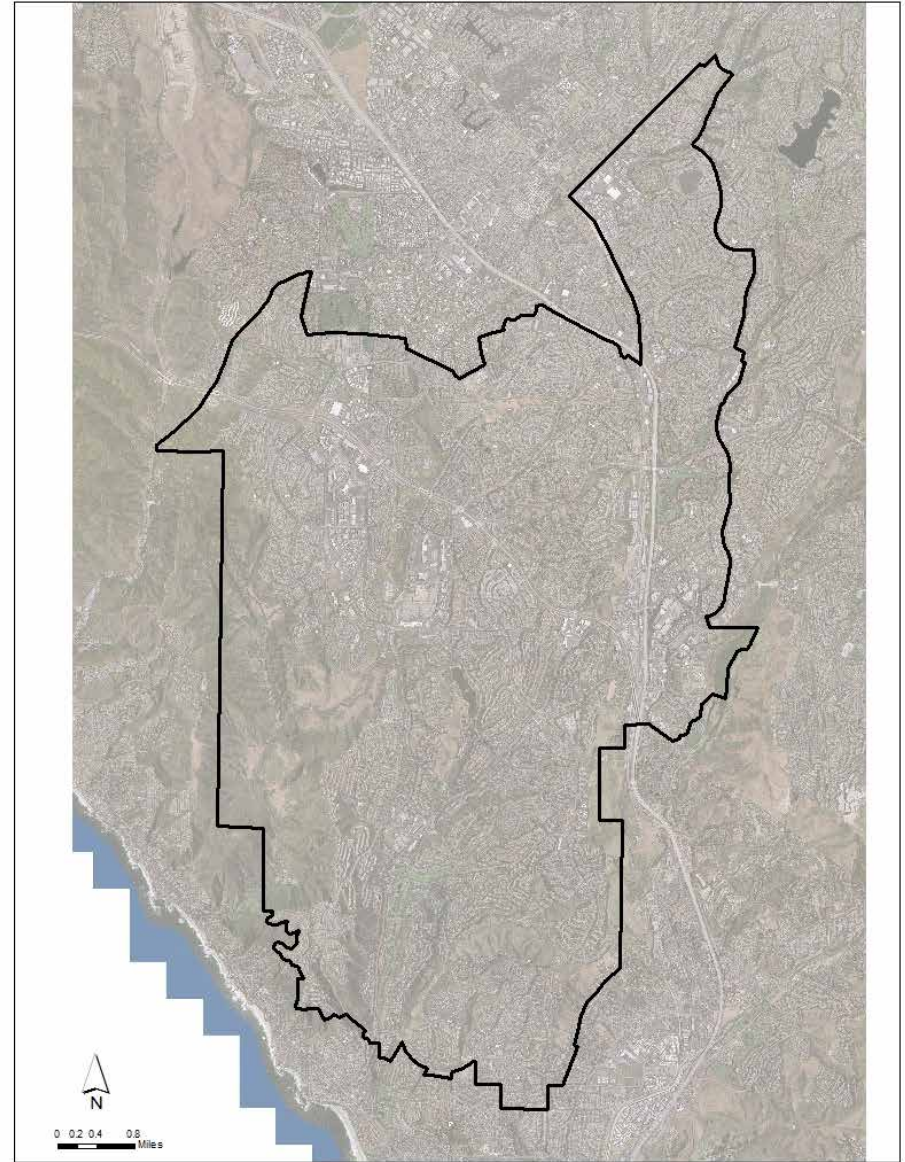
Project Description: Construct various new District-owned facilities.

Project Need: New facilities to improve or provide service may be identified throughout the year. This program is a contingency budget to fund these facilities that not in the current Capital Improvement Program.

Project Status: Annual, as projects are defined and created funds are deducted from this program through the year.

Estimated Project Amount:

Item	Estimated Cost
Design	\$TBD
CEQA Compliance	TBD
Construction Contract	\$TBD
Inspection	\$TBD
Total Project Budget	\$150,000



Purpose: The capital financing policy sets forth guidelines for the financing of capital projects. It is the District's policy to obtain financing when appropriate to:

- *Achieve an equitable allocation of capital costs/charges between current and future system users*
- *To provide more manageable rates in the near and medium term*
- *To minimize rate volatility*
- *Expedite critical infrastructure project*

USE OF CAPITAL FINANCING

Capital financing shall include funding from capital reserves, general obligation bonds, revenue bonds, certificates of participation, lease/purchase agreements, and other financing obligations permitted to be issued or incurred under California law. Proceeds shall be used only to purchase or construct major infrastructure, facilities and real property.

Repayment of the obligation will not exceed the useful life of the projects financed. The District will seek to minimize the repayment period when feasible. Generally repayment period range from 20 to 30 years subject to market conditions.

To minimize interest rates the District will seek to issue financing with parity to existing obligations. Financial conditions specified in existing agreements must be met in order to issue parity financings.

Existing obligations require revenues net of all expenses shall be a minimum of 125 percent of the maximum annual debt service (as defined in the agreements). Revenues net of all expenses should be maintained at a minimum 175 percent of the maximum annual debt service for financial planning purposes. Annual adjustments to the District's rates will be made as necessary to maintain a minimum 175 percent coverage factor.

RESPONSIBILITY

The primary responsibility for developing financing recommendations rests with the Director of Finance/Treasurer. In conjunction with updates to the 10-Year Financial Plan the Director of Finance/Treasurer will make recommendations to the Board of Directors for capital financing. To initiate capital financing the Director of Finance/Treasurer shall present a resolution of intent for approval of the Board of Directors.

Purpose: This policy establishes the level of reserves necessary for maintaining the District's credit worthiness and for adequately providing for:

- *Funding infrastructure replacement and refurbishment*
- *Economic uncertainties, extraordinary costs, and other financial impacts*
- *Loss of significant revenue sources such as property tax receipts or connection fees*
- *Local disasters or catastrophic events*
- *Losses not covered by insurance*
- *Future debt or capital obligations*
- *Cash flow requirements*

GENERAL RESERVES

General Operating Reserves: The General Operating Reserve will provide liquidity for funding day-to-day operating expenses. The General Operating Reserve will support the District's cash flow needs during normal operations. There is often a delay between the receipt of revenues and the payment of expenses and it is prudent financial planning to set up a reserve to mitigate or eliminate the risk of monthly shortfalls. The target amount of General Operating Reserve will equal four months of operating expenses allowing for both monthly and bi-monthly cash flow fluctuations.

Self-Insurance Reserves: Self-insurance Reserve will fund property and liability insurance deductibles, losses exceeding insurance limits, and unemployment claims. The target amount of Self-Insurance Reserve will equal five times the current JPIA property insurance deductible (current deductible is up to \$50,000). The Self-Insurance Reserve will be maintained in the District's General Fund.

Rate Stabilization Reserves: Since one of the biggest risks and impacts on rates would be a loss of property tax revenues, to avoid large fluctuations in customer water and sewer rates, the District will fund a Rate Stabilization Reserve to provide for losses of revenue, significant increases in water purchase costs, and other extraordinary financial impacts to revenues and expenses. The target amount of Rate Stabilization Reserve will be set equal to fifty percent of the District's 1% ad valorem property tax revenue. The Rate Stabilization Reserve will be maintained in the Rate Stabilization Fund.

CAPITAL IMPROVEMENT RESERVES

The Replacement and Refurbishment (R&R) Reserve and the Emergency Reserve will constitute the District's Capital Reserves. Key objectives for accumulating these Reserves are to fund projects identified in the Long Range Financial Plan and the Ten-Year Financial Plan, to reduce the volatility of water and sewer rate increases and to quickly repair critical assets in the event of a natural disaster or facility failure.

Replacement and Refurbishment Reserves: The R&R Reserve will fund the replacement and refurbishment of existing assets in conjunction with the District's Asset Management Plan. The target's amount of R&R Reserve will equal the annual average of the ten-year expected capital spending on R&R projects as outlined in the District's 10-year Capital Improvement Plan. All amounts will be maintained in a separate R&R Fund.

Emergency Reserves: The Emergency Reserve will provide funds to enable the District to quickly repair critical assets in the event of a natural disaster or facility failure. The target amount of the Emergency Reserve will equal 2% of the historic costs of the District's assets, as outlined in current guidelines from the Federal Emergency Management Agency (FEMA). All amounts will be maintained in a separate Emergency Fund.

DEBT SERVICES RESERVES

The District will fund Debt Service Reserves, which are held in trust with a third party trustee as provided for in bond covenants. Increases and decreases to these reserves will be consistent with bond covenants. The District's accounting records show these amounts in various debt funds.

PROCEDURE FOR USING RESERVE FUNDS

General Operating, and Self-Insurance Reserves can be used at any time to meet cash flow requirements of District operations. Authority to use the funds will be consistent with the District's Purchasing Policy.

The Rate Stabilization Reserve can be used at any time to meet cash flow requirements of District operations. The use of the Rate Stabilization Reserve will require Board authorization.

The Board of Directors will authorize use of the Replacement and Refurbishment Reserve during the budget process. The Emergency Reserve is also available for unplanned (unbudgeted) capital replacement and emergency expenditures in the event of a natural disaster or facility failure. When appropriate, the Board may adopt Reimbursement Resolutions as necessary to advance reserves prior to obtaining external capital financing. Authorization for the use of Capital Improvement Reserves for unplanned capital replacement will be consistent with the District's Purchasing Policy.

PROCEDURE FOR REPLENISHING RESERVE FUNDS

General Reserves are replenished from the District's revenues with the General Operating and Self-Insurance Reserves taking precedence to the Rate Stabilization Reserve. General Operating and Self-Insurance Reserves will be replenished by the end of each fiscal year. The Rate Stabilization Reserve will be replenished as soon as possible with replenishment to commence within 12 months of any Rate Stabilization Reserve draw to bringing the reserve in line with targets.

The R&R Reserve is replenished at year end from net operating revenues. The Emergency Reserve is replenished from the District's revenue as quickly as possible after an emergency outside of the budgeting process. The District's General Manager or Director of Finance/Treasurer will do a full review of the District's Long Range Financial Plan and cash flow models to determine if corrective actions are needed to replenish the funds in the event of a draw on the Emergency Reserve.

PROCEDURES FOR MONITORING RESERVE LEVELS

The General Manager or Director of Finance/Treasurer will submit a reserve analysis to the Board of Directors upon the occurrence of the following events:

- Board of Directors' consideration of the annual budget;
- Board of Directors' consideration of a water and sewer rate increase; and
- When a major change in conditions threatens the reserve levels established within this Policy.

If the analysis indicates projected or actual individual reserve levels would fall 10% or more below the target levels outlined in this Policy, at least one of the following actions shall be included with the analysis:

- An explanation of why the reserve levels are not at the targeted level; and/ or
- Actions needed to bring reserve levels within the target levels prescribed.

In addition, the district will utilize the internal Long Range Financial Plan and 10 year and monthly cash flow models to determine forecasted reserve target shortfalls and report on needed corrective actions.

Purpose: It is the purpose of these Policies to authorize the General Manager, or his or her designee, to implement these adopted Financial Policies by developing internal procedures, monitoring, and reporting requirements that will help ensure that the financial policy goals are reflected in the District's day-to-day operations.

FINANCIAL REPORTING

All District's accounting and financial reporting systems will be maintained in conformance with all state and federal laws, Generally Accepted Accounting Principles (GAAP), standards of the Governmental Account Standards Board (GASB), and strives to meet the stringent requirements of the Government Finance Officers Association (GFOA) Award for Excellence in Financial Reporting requirements.

An Annual Audit will be performed by an independent public accounting firm; with an Audit Opinion to be included with the District's published Comprehensive Annual Financial Report (CAFR). The independent auditor will present the CAFR and discuss audit findings concerning internal controls and operational deficiencies at a public meeting.

The District will strive to submit the CAFR to the GFOA Certification of Achievement for Excellence in Financial Reporting Program each year.

FINANCIAL PLANS

The District will use a two-year budget as a short-term planning tool, while continuing to emphasize long-range planning and ongoing effective District management.

The second planning tool will be the Long Range Financial Plan, including a 10-year Financial Model with all revenues and expenditures for the District including operating costs, debt obligations and covenants, reserve requirements, capital improvement projects, refurbishment/replacement projects, cost of services, joint powers agreements and obligations, and cash flow needs.

BUDGET – APPROPRIATIONS

The District will strive to maintain a balanced operating budget for all funds, with total ongoing revenues equal to or greater than total ongoing expenditures, so that at year-end, all these funds have a positive fund balance and the General Fund reserve balance is maintain as required.

The MNWD Board of Director's hold public meetings and adopts the District's bi-annual budget and may modify appropriations with majority approval throughout the fiscal year. Changes in appropriations at the fund level during the year must be submitted by the District staff for formal Board review and approval. The legal level of expenditures is controlled at the fund level, and appropriations lapse at the end of each fiscal year unless encumbered for re-appropriation by the Board in the following fiscal year.

ENTERPRISE FUNDS – RATES

The District will set water and sewer rates at levels, which fully cover the total direct and indirect costs – including operations and maintenance, capital outlay, reserve requirements, and cash flow and debt service requirements.

The District will review and adjust enterprise fees and rate structure as required to ensure that they remain appropriate and equitable from the standpoint that they represent the cost of service.

CAPITAL MANAGEMENT – INFRASTRUCTURE

The District will maintain a long-range fiscal perspective through the use of Capital Improvement Plan (CIP) to maintain the quality of District water and sewer infrastructure. The purpose of a long-term CIP is to systematically plan, schedule, and finance capital projects to ensure cost-effectiveness, as well as conformance to established District policies.

The Plan will be updated annually, including anticipated funding sources. The Capital Improvement Plan will reflect a balance between capital replacement projects that repair, replace or enhance existing facilities and projects that expand or add to the District’s existing infrastructure. Adequate funding to support repair and replacement of deteriorating infrastructure and avoidance of a significant unfunded liability is essential.

The District will evaluate both “pay-as-you-go” and long-term bond financing for CIP construction during the regular review of the Plan.

RESERVE POLICY

All fund designations and reserves, as established by the Board, will be evaluated annually for long-term adequacy and use requirements in conjunction with development of the District’s 10-year Financial Model.

RISK MANAGEMENT

The District will identify and quantify all areas of financial and operating risk, and prepare contingencies for those risks, including legal liabilities, infrastructure maintenance, refurbishment and replacement, emergency response, contract and MOU employee obligations. The District will work with the state retirement system (CalPERS Risk Pool) and insurance pool (ACWA/JPIA) representatives to seek full coverage of actuarially projected funding requirements.

DEBT

The District will consider the use of debt financing for one-time capital improvement projects. The District will seek to maintain and, if necessary, improve the District’s current bond rating, in order to minimize borrowing costs and preserve access to credit. Currently the District has been given a “AAA” rating of several of the outstanding bond issues. It is the goal of the District to maintain these ratings in the future.

INVESTMENTS

Investments and cash management are the responsibility of the District Treasurer or designee. The District's primary investment objective is to achieve a reasonable rate of return while minimizing the potential for capital losses arising from market changes or issuer default. Accordingly, the following factors will be considered in determining individual investment placements: 1.) Safety, 2.) Liquidity, and 3.) Yield. The priorities of these factors are further established by the adopted Statement of Investment Policy.

PROCUREMENT

The purchasing and procurement system will encourage full and open completion on all purchases and sales to the extent required by law for Special Districts.

Public service is a public trust. Each District employee and elected official has a responsibility to the rate payers of the District for honesty, loyalty, and the performance of their duties under the highest ethical principles, the District will treat all contractors and vendors impartially, not give any contractor or vendor unfair advantage, safeguard proprietary information, and avoid any potential conflicts of interest.

THIS PAGE INTENTIONALLY LEFT BLANK

THIS PAGE INTENTIONALLY LEFT BLANK

Moulton Niguel Water District
FY 2015-16
General Fund Budget Detail
Summary

	FY 2013-14 Actual	FY 2014-15 Budget	FY 2015-16 Adopted Budget	FY 2015-16 Revised Budget
Operating Revenues				
Water Sales	26,873,915	27,325,000	27,325,000	25,449,137
Recycled Water Sales	5,005,391	4,725,000	4,820,000	5,249,795
Sewer Sales	17,135,445	17,150,000	17,150,000	18,053,647
Other Operating Income	562,871	483,500	483,500	483,500
Total Operating Revenue	49,577,623	49,683,500	49,778,500	49,236,079
Operating Expenses				
Salaries	8,179,246	9,550,317	10,177,137	10,307,516
PERS Employer Contributions	857,740	990,416	1,114,837	1,306,049
PERS Employee Contributions	195,511	196,566	155,245	149,890
PERS Other (Side fund, 401A)	174,545	214,956	228,905	250,770
Educational Courses	27,971	51,720	44,270	44,270
Travel & Meetings	175,839	251,034	238,644	238,644
Pre-Employment Costs	15,354	14,800	15,000	15,000
General Services	434,308	402,776	438,775	458,095
Annual Audit	31,820	40,000	45,000	48,080
Member Agencies O&M	1,027,298	1,231,370	1,415,000	1,542,495
Dues & Memberships	77,087	93,968	98,310	96,510
Election Expenses	-	150,000	-	-
Consulting Services	718,223	1,602,900	1,140,000	2,248,900
Equipment Rental	57,039	65,000	65,000	65,000
District Fuel	285,198	340,000	340,000	340,000
Insurance - District	494,731	576,151	632,275	561,275
Insurance - Personnel	371,947	468,100	498,832	438,275
Insurance - Benefits	2,321,631	2,360,333	2,491,716	2,587,061
Legal Services - Personnel	16,319	50,000	50,000	50,000
Legal Services - General	158,255	170,000	130,000	200,000
District Office Supplies	355,005	499,900	470,800	475,400
District Operating Supplies	229,383	315,850	302,150	392,967
Repairs & Maintenance - Equipment	430,583	867,287	803,509	738,469
Repairs & Maintenance - Facilities	3,418,934	3,550,995	3,513,070	4,135,970
Safety Program & Compliance Requirements	113,121	285,250	165,700	309,450
Wastewater Treatment	7,835,573	8,450,820	8,630,000	9,204,735
Special Outside Assessments	217,273	230,300	237,800	225,000
Utilities	1,989,811	2,126,000	2,218,000	2,258,900
Water Purchases	27,088,570	27,976,295	29,577,841	23,697,842
Meter / Vault Purchases	795,198	868,000	906,000	906,000
Total Operating Expenses	58,093,513	63,991,103	66,143,816	63,292,562
Operating Income (Loss)	(8,515,890)	(14,307,603)	(16,365,316)	(14,056,483)
Non-Operating Revenues (Expenses)				
Property Tax Revenue	22,523,267	21,848,500	22,063,500	26,501,190
Investment Income	1,162,186	2,973,207	2,301,672	1,867,913
Cellular Lease Income	1,694,478	1,740,000	1,790,000	1,660,096
Misc. Non-Operating Income	54,398	68,000	68,000	68,000
Total Non-Operating Revenue (Expenses)	25,434,329	26,629,707	26,223,172	30,097,199
Change in General Fund	16,918,438	12,322,104	9,857,856	16,040,716

THIS PAGE INTENTIONALLY LEFT BLANK

**Moulton Niguel Water District
FY 2015-16
General Fund Budget Detail
Overall District Revenues**

Description	FY 2013-14 Actual	FY 2014-15 Budget	FY 2015-16 Adopted Budget	FY 2015-16 Revised Budget
Operating Revenue				
Water Sales	26,873,915	27,325,000	27,325,000	25,449,137
Recycled Water Sales	5,005,391	4,725,000	4,820,000	5,249,795
Sewer Sales	17,135,445	17,150,000	17,150,000	18,053,647
Misc. Operating Income	562,871	483,500	483,500	483,500
Total Operating Revenue Budget	49,577,623	49,683,500	49,778,500	49,236,079
<u>Non-Operating Revenue</u>				
Property Tax Summary				
Secured Property Taxes	21,209,917	21,137,300	21,137,300	25,289,990
Unsecured Taxes	806,325	311,200	311,200	811,200
Supplemental and Miscellaneous Taxes	808,525	700,000	700,000	700,000
Secured Taxes paid to SCWD	(301,500)	(300,000)	(300,000)	(300,000)
Total Property Tax Summary Budget	22,523,267	21,848,500	21,848,500	26,501,190
Other Non-Operating Revenue				
Investment Income	1,162,186	2,973,207	2,301,672	1,867,913
Cellular Lease Revenue	1,694,478	1,740,000	1,740,000	1,660,096
Misc. Non-Operating Income	54,398	68,000	68,000	68,000
Total Other Non-Operating Revenue Budget	2,911,062	4,781,207	4,109,672	3,596,009
Total Revenue Budget	75,011,951	76,313,207	75,736,672	79,333,278

**Moulton Niguel Water District
FY 2015-16
General Fund Budget Detail
Salaries and Benefits Summary**

Description	FY 2013-14 Actual	FY 2014-15 Budget	FY 2015-16 Adopted Budget	FY 2015-16 Revised Budget
Salaries				
Full-Time Salaries	7,403,647	8,639,638	9,262,081	9,403,091
Directors Fees	62,440	167,580	167,580	175,963
Overtime	574,640	587,099	591,476	572,462
Standby	138,520	156,000	156,000	156,000
Total Salaries Budget	8,179,246	9,550,317	10,177,137	10,307,516
CalPERs Budget				
PERs Employer Contributions	857,740	990,416	1,114,837	1,306,049
PERs Employee Contributions	195,511	196,566	155,245	149,890
PERs Other (Side Fund, 401A)	180,545	214,956	228,905	250,770
Total CalPERs Budget	1,233,797	1,401,937	1,498,987	1,706,708
Total Insurance - Benefits Budget				
Life and Health Insurance	1,507,428	1,730,955	1,831,710	1,903,124
Dental Insurance	129,074	157,813	161,013	170,488
Vision Insurance	21,068	23,923	24,350	27,880
Disability Insurance	55,589	63,185	63,185	74,111
OPEB Costs	591,372	361,057	388,058	388,058
Auto Allowance	17,100	23,400	23,400	23,400
Total Insurance - Benefits Budget	2,321,631	2,360,333	2,491,716	2,587,061
Total Salaries and Benefits Budget	11,734,674	13,312,588	14,167,840	14,601,285

Moulton Niguel Water District
 FY 2015-16
 General Fund Budget Detail
 Education, Travel, Mtgs Summary

Description	FY 2013-14 Actual	FY 2014-15 Budget	FY 2015-16 Adopted Budget	FY 2015-16 Revised Budget
Educational Courses				
Educational Courses	18,399	35,200	30,900	31,400
Certifications	9,571	16,520	13,370	12,870
Total Educational Courses Budget	27,971	51,720	44,270	44,270
Travel & Meetings				
Travel and Expenses	41,190	89,744	90,417	88,867
Seminars, Conferences, and Meetings	134,649	161,290	148,227	149,777
Total Travel & Meetings Budget	175,839	251,034	238,644	238,644
Pre-Employment Costs				
Pre-Employment Costs	15,354	14,800	15,000	15,000
Total Pre-Employment Costs Budget	15,354	14,800	15,000	15,000

**Moulton Niguel Water District
FY 2015-16
General Fund Budget Detail
General Services**

Description	FY 2013-14 Actual	FY 2014-15 Budget	FY 2015-16 Adopted Budget	FY 2015-16 Revised Budget
Election Expenses				
Registrar of Voters	-	150,000	-	-
Financial Services				
Billing Services	90,625	106,000	106,000	106,000
Accounting Services	90,710	87,000	89,175	89,175
Tax Collection Charges	56,355	55,500	56,000	63,000
Bad Debt Expense	11,325	100	12,000	12,000
Bad Debt Write-Off	73,858	70,000	75,000	92,320
Engineering Services				
Mapping Updates	44,027	7,400	7,400	7,400
Overall Services				
Uniform Service	22,552	25,000	40,000	35,000
Employee Relations (Recognition, Medical, Safety)	44,856	51,776	53,200	53,200
Total General Services Budget	434,308	552,776	438,775	458,095

**Moulton Niguel Water District
FY 2015-16
General Fund Budget Detail
Member Agencies O&M**

Description	FY 2013-14 Actual	FY 2014-15 Budget	FY 2015-16 Adopted Budget	FY 2015-16 Revised Budget
Potable Water Facilities				
San Juan Basin Authority (SJBA)	-	178,250	200,000	200,000
(JRWSS)	447,860	455,214	460,000	454,495
Santiago Aqueduct Commission (SAC)	3,910	3,906	50,000	20,000
East Orange County Feeder #2 (EOCF2)	61,186	90,000	100,000	80,000
South County Pipeline (SCP)	204,210	172,000	172,000	172,000
Upper Chiquita Reservoir (UCR)	105,440	109,000	80,000	80,000
5B Reservoir	107	6,000	6,000	6,000
R6 Reservoir	10,690	16,000	16,000	16,000
Baker Water Treatment Plant		-	150,000	150,000
IRWD Emergency Interconnection		20,000	20,000	-
Total Potable Water Facilities	833,403	1,050,370	1,254,000	1,178,495
Recycled Water Facilities				
Upper Oso Reservoir System	193,895	181,000	161,000	364,000
Total Recycled Water Facilities	193,895	181,000	161,000	364,000
Total Member Agencies O&M	1,027,298	1,231,370	1,415,000	1,542,495

**Moulton Niguel Water District
FY 2015-16
General Fund Budget Detail
Dues and Memberships**

Description	FY 2013-14 Actual	FY 2014-15 Budget	FY 2015-16 Adopted Budget	FY 2015-16 Revised Budget
District Dues and Memberships				
Association of California Water Agencies	20,743			23,100
CalDesal	-			5,000
California Association of Sanitary Agencies (CASA)	15,300	21,600	23,100	17,300
(CSDA)	5,294			5,900
California Urban Water Conservation Council (CUWCC)	4,800	5,000	5,000	5,700
California Utility Executive Management Foundation (CUEMF)	-	5,600	5,900	-
Independent Special Districts of Orange County (ISDOC)	200	5,400	5,700	250
Laguna Niguel Chamber of Commerce	2,500			3,000
Mission Viejo Chamber of Commerce	-	450	450	500
South Orange County Regional Chambers of Commerce	1,130	200	250	1,200
South Orange County Watershed Management Area (SOCWMA)	4,250	2,500	3,000	5,750
Southern California Water Committee (SCWC)	850	500	500	900
Southern California Water Alliance of POTW (SCAP)	538	1,200	1,200	600
Subscriptions	695			1,175
Urban Water Institute, Inc.	1,250	538	5,440	1,400
WateReuse Association of California	4,805		900	5,400
Budget	62,355	600	600	77,175
		1,155	1,175	
		1,400	1,400	
Staff Dues and Memberships		5,100	5,400	
Individual Memberships for Staff	14,732	73,445	77,625	19,335
Total Staff Dues and Memberships Budget	14,732			19,335
Total Dues and Memberships Budget	77,087	20,523	20,685	96,510
		20,523	20,685	
	192	93,968	98,310	

**Moulton Niguel Water District
FY 2015-16
General Fund Budget Detail
Consulting Services Summary**

Description	FY 2013-14 Actual	FY 2014-15 Budget	FY 2015-16 Adopted Budget	FY 2015-16 Revised Budget
Consulting Services - Admin				
Operations Facilities Support	56,580			50,000
Miscellaneous	22,000			-
Information Technology	80,233			221,000
		150,000		
			50,000	
Consulting Services - Finance				
PFM	236,930	170,400		198,000
Cost of Service Study	-	-	-	-
Connection Fee Study	-			30,000
Miscellaneous	-	360,000	120,000	17,400
		125,000		
Consulting Services - E&O				
Operations Programs Assessment			40,000	285,000
Engineering Programs Assessment		-	-	75,000
Reservoir Inspection	20,611	-		20,000
Condition Assessment	-	345,000	315,000	1,100,000
Engineering Support - Misc.	289,644	125,000	225,000	160,000
GIS Mapping Support	12,226	20,000	20,000	92,500
Total Consulting Services Support Budget	718,223	1,602,900	1,140,000	2,248,900
		240,000	160,000	
Annual Audit				
Annual Audit		67,500	125,000	
Total Annual Audit Budget				
	31,820	40,000	45,000	48,080
	31,820	40,000	45,000	48,080

Moulton Niguel Water District
 FY 2015-16
 General Fund Budget Detail
 Equipment Rental

Description	FY 2013-14 Actual	FY 2014-15 Budget	FY 2015-16 Adopted Budget	FY 2015-16 Revised Budget
Equipment Rental				
Office Equipment				
Misc. Field Equipment				
Total Equipment Rental Budget				
	54,255	59,000	59,000	59,000
District Fuel				
Unleaded Fuel	2,784 57,039	6,000 65,000	6,000 65,000	6,000 65,000
Diesel Fuel				
Total District Fuel Budget				
	184,968	230,000	230,000	230,000
	100,230	110,000	110,000	110,000
	285,198	340,000	340,000	340,000

Moulton Niguel Water District
 FY 2015-16
 General Fund Budget Detail
 District Insurance Summary

Description	FY 2013-14 Actual	FY 2014-15 Budget	FY 2015-16 Adopted Budget	FY 2015-16 Revised Budget
Insurance District				
Property Insurance				
Automobile and General Liability				
Misc. Insurance General				
Pollution & Remediation	64,127	109,000	120,000	103,000
Total Insurance - District Budget	393,783	428,000	470,500	450,500
Insurance - Personnel				
State Unemployment	6,597	7,151	7,775	7,775
Workers Comp	30,225	32,000	34,000	-
Medicare Insurance	103,696	120,496	129,189	138,817
Employer FICA	25,797	8,746	13,604	13,529
Total Insurance - Personnel Budget	233,708	371,947	331,003	498,832
	25,000	309,000	468,100	260,929
			498,832	438,275

Moulton Niguel Water District
 FY 2015-16
 General Fund Budget Detail
 Legal Services

Description	FY 2013-14 Actual	FY 2014-15 Budget	FY 2015-16 Adopted Budget	FY 2015-16 Revised Budget
Legal Services				
Legal Service - General				
Legal Services - Personnel				
Total Legal Services	158,255	170,000	130,000	200,000
	16,319 174,574	50,000 220,000	50,000 180,000	50,000 250,000

Moulton Niguel Water District
 FY 2015-16
 General Fund Budget Detail
 District Supplies

Description	FY 2013-14 Actual	FY 2014-15 Budget	FY 2015-16 Adopted Budget	FY 2015-16 Revised Budget
District Office Supplies				
General Office				
Billing Supplies				
Community Relations				
Shipping	92,599	113,500	116,400	114,500
Total District Office Supplies Budget	172,325	184,000	183,000	183,000
	66,192	176,900	143,900	143,900
District Operating Supplies				
	33,880	25,500	27,500	34,000
Operating Supplies	355,005	499,900	470,800	475,400
Chemicals				
Total District Operating Supplies Budget	229,383	315,850	302,150	392,967
	209,051	237,150	218,450	309,267
	20,331	78,700	83,700	83,700

**Moulton Niguel Water District
FY 2015-16
General Fund Budget Detail
Repairs and Maintenance**

Description	FY 2013-14 Actual	FY 2014-15 Budget	FY 2015-16 Adopted Budget	FY 2015-16 Revised Budget
Repairs and Maintenance - Equipment				
Office Equipment				
Field Equipment				
Infrastructure Technology Hardware				
Computer Support Contracts				
Vehicle Maintenance and Repair	45,899	54,000	43,000	6,200
Total Repairs and Maintenance - Equipment Budget	93,135	140,400	107,600	117,600
	175,296	342,187	336,599	344,669
	115,294	236,500	240,000	210,000
Repairs and Maintenance - Facilities				
System Maintenance	430,583	867,287	803,509	738,469
System Repairs	1,104,955	1,142,000	1,119,000	1,459,000
Janitorial Services	29,560	46,000	46,000	20,000
Landscape and Tree Maintenance	563,390	210,042	635,600	270,000
Hazardous Materials Removal	16,086	35,000	633,600	255,000
Underground Service Alert	2,468	35,000	35,000	20,000
Contract & Maintenance Agreements	2,468	5,000	5,000	5,000
Pest Control	666,130	317,975	326,050	284,850
Paving Repairs	30,497	38,420	38,420	38,420
Electrical & Instrumentation	516,000	575,000	580,000	900,000
Raising Valves and Manholes	152,022	77,000	66,000	66,000
Permits	78,760	370,000	370,000	370,000
Total Repairs and Maintenance - Facilities Budget	49,023	39,000	39,000	39,000
	3,418,934	3,550,995	3,513,070	4,135,970

Moulton Niguel Water District
FY 2015-16
General Fund Budget Detail
Repairs and Maintenance

Meter/Vault Purchases				
Meter/Vault Replacement	795,198	868,000	906,000	906,000
Total Meter/Vault Purchases Budget	795,198	868,000	906,000	906,000

Moulton Niguel Water District
 FY 2015-16
 General Fund Budget Detail
 Safety Program

Description	FY 2013-14 Actual	FY 2014-15 Budget	FY 2015-16 Adopted Budget	FY 2015-16 Revised Budget
Safety Program and Regulatory Compliance				
Safety Equipment and Supplies				
Safety Shoes				
Safety Training				
Regulatory Compliance	31,777	188,500	66,200	201,950
Total Safety Program and Regulatory Compliance Budget	21,213	24,750	25,500	27,500
	4,421	6,000	6,000	15,000
	55,710	66,000	68,000	65,000
	113,121	285,250	165,700	309,450

Moulton Niguel Water District
 FY 2015-16
 General Fund Budget Detail
 Special Outside Assessments

Description	FY 2013-14 Actual	FY 2014-15 Budget	FY 2015-16 Adopted Budget	FY 2015-16 Revised Budget
Special Outside Assessments				
Department of Health Services (DOHS) Fees				
LAFCO Fees*				
Property Tax Assessment				
Total Special Outside Assessments Budget				
	216,800	5,000	5,000	
	473	27,000	28,500	25,000
		198,300	204,300	200,000
<i>* LAFCO Fees included Property Tax Assessment expenses in Fiscal Year 2013-14</i>	217,273	230,300	237,800	225,000

-

Moulton Niguel Water District
 FY 2015-16
 General Fund Budget Detail
 Utilities

Description	FY 2013-14 Actual	FY 2014-15 Budget	FY 2015-16 Adopted Budget	FY 2015-16 Revised Budget
Utilities				
Electric Utilities (SCE and SDG&E)				
Gas Utility (Southern CA Gas)				
Overall Telephone	1,780,549	1,925,000	2,020,000	2,048,000
Mobile Communication				
Total Utilities Budget	1,861,822 1,989,811	1,900,000 2,126,000	1,900,000 2,218,000	1,900,000 2,258,900

**Moulton Niguel Water District
FY 2015-16
General Fund Budget Detail
Wastewater Treatment**

Description	FY 2013-14 Actual	FY 2014-15 Budget	FY 2015-16 Adopted Budget	FY 2015-16 Revised Budget
Wastewater Treatment				
General Fund*				
PC 2 - JB Latham Treatment Plant				
3A Treatment Plant				
PC 5 - San Juan Creek Ocean Outfall	35,466	35,466 154,154	154,154 163,700	998,008
PC 2SO - Recycled Water Permit	971,976	1,960,395	1,999,700	960,802
PC 15 - Coastal Treatment Plant	1,890,743			1,880,197
PC 17 - Regional Treatment Plant	113,910	149,880	152,800	
PC 21 - Effluent Transmission Main	70,610	65,150	66,400	78,915
PC 24 - Aliso Creek Ocean Outfall	144,906	162,666	165,900	217,213
Pretreatment Program	5,159,579	5,315,427	5,421,700	5,279,324
Use Audit Refund	19,818	24,338	24,800	15,143
Total Wastewater Treatment Budget	7,835,574	8,450,820	8,630,000	9,204,735

* Administrative budget was incorporated in each PC for Fiscal Year 2013-14 and 2014-15. In Fiscal Year 2015-16 it was lumped into the General Fund Budget by SOCWA. Staff is working with SOCWA to clarify the new methodology for administrative

Moulton Niguel Water District
 FY 2015-16
 General Fund Budget Detail
 Water Purchases

Description	FY 2013-14 Actual	FY 2014-15 Budget	FY 2015-16 Adopted Budget	FY 2015-16 Revised Budget
Commodity Charge				
Commodity Charge				
Total Commodity Charge	25,689,087	26,000,000	27,600,000	21,708,139
	25,689,087	26,000,000	27,600,000	21,708,139
Other Water Purchase Cost				
MWDOC Ready-to-Serve Charge	1,678,952	1,902,330	1,897,716	1,897,716
MWDOC Capacity Charge	313,647	491,465	500,000	500,000
MWDOC Connection Charge	403,680	552,500	580,125	597,640
Reclaimed Water Rebate	(996,796)	(970,000)	(1,000,000)	(1,005,653)
Total Other Water Purchase Cost	1,399,483	1,976,295	1,977,841	1,989,703
Total Water Purchase Cost	27,088,570	27,976,295	29,577,841	23,697,842