



**moulton niguel** water district



# **2020 Water Quality Report**

**OUR COMMITMENT TO YOU**

*Safe & Reliable Drinking Water, Delivered Every Day*

Dear Customer,

Thank you for reviewing our 2020 Water Quality & Consumer Confidence Report.

On behalf of the Moulton Niguel Water District Board of Directors, I am pleased to report:

**Our water is safe, clean, and continues to surpass  
every state and federal water quality standard.**

Every year, Moulton Niguel conducts approximately 12,000 water quality tests that are independently analyzed at state-of-the-art laboratories. Our staff works diligently to ensure that our drinking water complies with the science-based water quality standards set by the Environmental Protection Agency and the State Water Resources Control Board.

When you turn on the tap, your family and mine are drinking water that is safe, clean and surpasses every state and federal standard for water quality and water safety.

This annual Consumer Confidence Report, which covers water quality testing for the 2020 calendar year, includes a comprehensive summary of everything you need to know about your water. It provides details on the results of water quality tests conducted at each stage of treatment and delivery, as well as information about the required safety regulations for public drinking water providers.

As a father of three children and a Moulton Niguel customer, I believe that our agency's top priority must always be the safety and reliability of our water supply. We take great pride in delivering safe, clean and reliable drinking water, while maintaining the lowest average bill in South Orange County.

We are here to serve you. Please call us anytime you need help at **(949) 831-2500**, or email **customerservice@mnwd.com**.

Sincerely,



BRIAN S. PROBOLSKY  
*President, Moulton Niguel Water District*

---

**BOARD OF  
DIRECTORS**

---

**Brian S. Probolsky**  
PRESIDENT

**Duane D. Cave**  
VICE PRESIDENT

**Donald R. Froelich**  
VICE PRESIDENT

**Richard S. 'Dick' Fiore**  
DIRECTOR

**William 'Bill' Moorhead**  
DIRECTOR

**Diane Rifkin**  
DIRECTOR

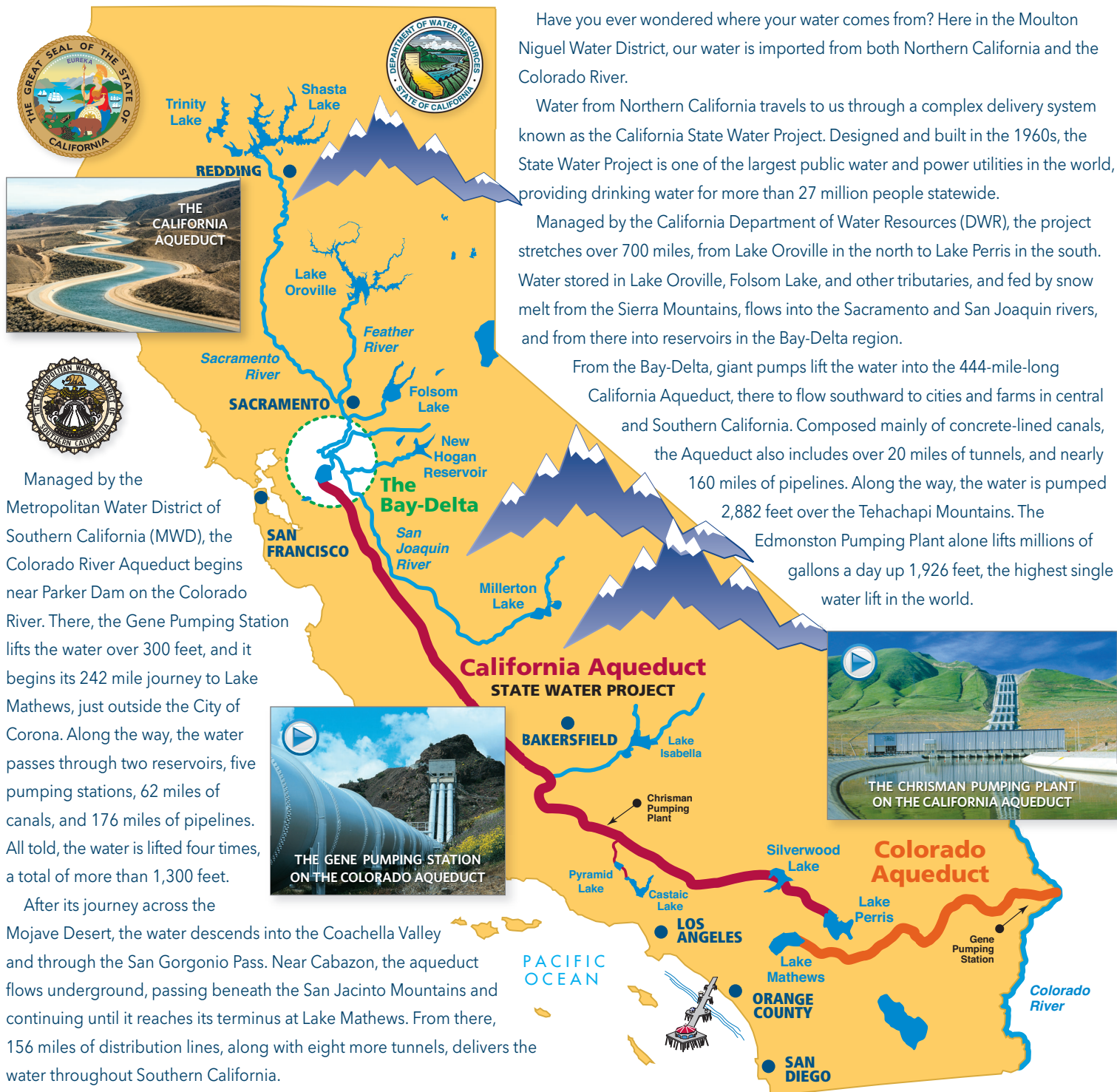
**Sherry Wanninger**  
DIRECTOR





# Where Does Our Water Come From?

## ...and How Does It Get to Us?





# The Quality of Your Water

## *is Our Primary Concern*

### Sources of Water Supply

Moulton Niguel relies on imported water from MWD, which sources its water supply from the Colorado River and the State Water Project. MWD provides drinking water to nearly 19 million people in parts of Los Angeles, Orange, San Diego, Riverside, San Bernardino, and Ventura counties, and delivers an average of 1.7 billion gallons of water per day to a 5,200-square-mile service area.

Importing water from hundreds of miles away is only the start to providing you clean, fresh water. Once the water is in the southland, MWD pumps the water to individual cities throughout Orange County.

Your water is treated at the Diemer Water Treatment Plant in Yorba Linda and the Baker Water Treatment Plant in Lake Forest, which is then delivered to Moulton Niguel Water District. Your water is a blend of both treatment plants.

This water meets all state and federal regulations and it is kept safe from the treatment plant to your tap by regular testing throughout the distribution network. Moulton Niguel's pipelines, pump stations, and reservoirs are used to deliver this water to you when and where it is needed.

The Moulton Niguel Water District monitors the water quality at all sources, reservoirs, and various points in the distribution system. All told, between the many agencies responsible for providing your water, it is tested more times, and for more compounds, than is required by state and federal laws and regulations. This vigilant monitoring ensures your drinking water stays within the requirements mandated by the federal Safe Drinking Water Act.

### Basic Information about Your Drinking Water

Drinking water, both tap and bottled, may reasonably be expected to contain trace amounts of some contaminants. The presence of trace contaminants does not indicate that the water poses a health risk. More information about contaminants and potential health effects can be obtained by calling the United States Environmental Protection Agency (USEPA) Safe Drinking Water Hotline at (800) 426-4791 or visiting [www.epa.gov/your-drinking-water](http://www.epa.gov/your-drinking-water).

The sources of both tap and bottled drinking water include rivers, lakes, streams, ponds, reservoirs, springs, and wells. As water travels over the surface of land or through the ground, it can dissolve naturally occurring minerals and can pick up substances resulting from the presence of animals or from human activity.

Contaminants that may be present in source water include:

- ◆ **Microbial contaminants**, such as viruses, protozoa, and bacteria that may come from wastewater treatment plants, septic systems, agricultural livestock operations, and wildlife
- ◆ **Inorganic contaminants**, such as salts and metals, that can be naturally occurring or result from urban stormwater runoff, industrial or domestic wastewater discharges, oil and gas production, mining, or farming
- ◆ **Pesticides and herbicides** that may come from a variety of sources such as agriculture, urban stormwater runoff, and residential uses
- ◆ **Organic chemical contaminants**, including synthetic and volatile organic chemicals that are by-products of industrial processes and petroleum production, and can also come from gas stations, urban stormwater runoff, agricultural application, and septic systems
- ◆ **Radioactive contaminants** that can be naturally occurring or be the result of oil and gas production and mining activities

In order to ensure that tap water is safe to drink, the USEPA and the State Water Resources Control Board, Division of Drinking Water (DDW) prescribe regulations that limit the amounts of certain contaminants in water provided by public water systems. DDW and U.S. Food and Drug Administration regulations establish limits for contaminants in bottled water that provide similar protection for public health.



Northern  
California  
Waterfall

# Water Quality Testing

## You Should be Knowledgeable About . . .

### Cryptosporidium

*Cryptosporidium* is a microbial pathogen that originates from animal or human waste and is found in surface waters throughout the United States. When ingested, it can cause diarrhea, fever, and other gastrointestinal symptoms.

MWD tested but did not detect *Cryptosporidium* in the source and treated surface waters during 2020. If detected, *Cryptosporidium* is eliminated by an effective treatment combination including sedimentation, filtration, and disinfection.

The USEPA and Federal Centers for Disease Control guidelines on appropriate means to lessen the risk of infection by *Cryptosporidium* and other microbial contaminants are available from the USEPA Safe Drinking Water Hotline at **(800) 426-4791** or visit [www.epa.gov/safewater](http://www.epa.gov/safewater).



### Water Hardness

Levels of calcium and magnesium, which occur naturally in water, are the primary substances that determine whether water is hard or soft. Water from the Colorado River, one of Moulton Niguel's sources of water, contains fairly high levels of these minerals and is considered "hard." Water hardness does not negatively affect your health; however, hard water does require more soap than soft water and will leave mineral deposits on plumbing fixtures over time. Water hardness is measured in grains per gallon. In 2020, the hardness found in your water had an average of 16.75 grains per gallon.



### Lead

Moulton Niguel meets all required standards for lead in the USEPA Lead and Copper Rule. Elevated levels of lead can cause serious health problems, especially for pregnant women and young children. Lead in drinking water is primarily from materials and components associated with home plumbing.

Moulton Niguel is responsible for providing high quality drinking water to your property, but cannot control the variety of materials used in various plumbing components. When your water has been sitting for several hours, you can minimize the potential for lead exposure by flushing your tap for 30 seconds to two



minutes before using water for drinking or cooking. However, please follow this practice carefully to reduce any potential water waste.

Moulton Niguel participates in the State Water Resources Control Board's Lead Testing in Schools Program. To date, all samples collected at schools in the District have met drinking water standards set by the State and Federal regulatory agencies.

For questions about your water quality, please call Moulton Niguel Customer Service at **(949) 831-2500**.

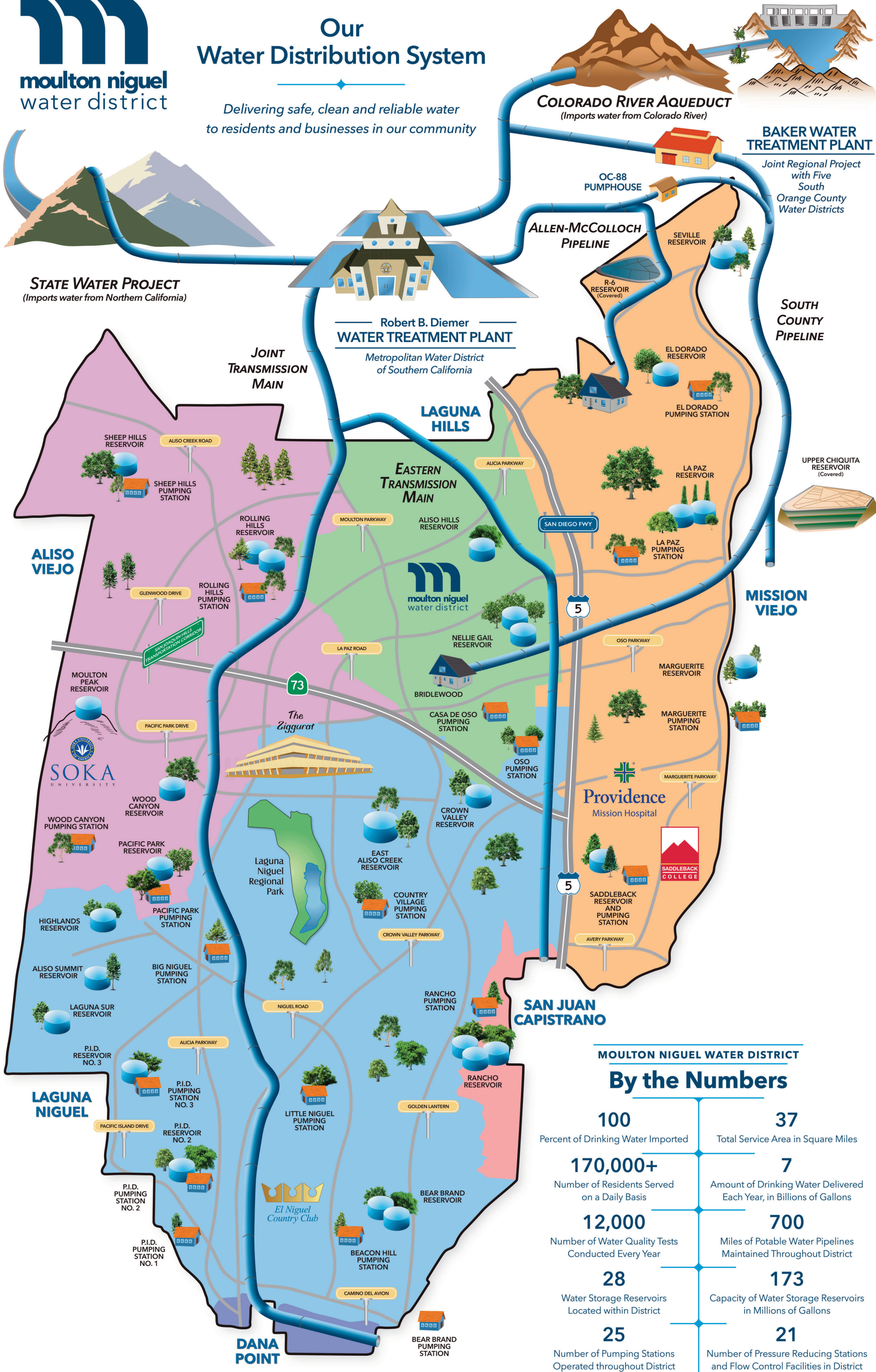
Information on lead in drinking water, testing methods, and steps you can take to minimize exposure is available from the Safe Drinking Water Hotline, **(800) 426-4791**, or at [www.epa.gov/lead](http://www.epa.gov/lead).





# Our Water Distribution System

Delivering safe, clean and reliable water to residents and businesses in our community



## MOULTON NIGUEL WATER DISTRICT

### By the Numbers

100	37
Percent of Drinking Water Imported	Total Service Area in Square Miles
170,000+	7
Number of Residents Served on a Daily Basis	Amount of Drinking Water Delivered Each Year, in Billions of Gallons
12,000	700
Number of Water Quality Tests Conducted Every Year	Miles of Potable Water Pipelines Maintained Throughout District
28	173
Water Storage Reservoirs Located within District	Capacity of Water Storage Reservoirs in Millions of Gallons
25	21
Number of Pumping Stations Operated throughout District	Number of Pressure Reducing Stations and Flow Control Facilities in District



# Additional Water Related Information

*You Should be Knowledgeable About . . .*

## Drinking Water Fluoridation

Fluoride has been added to drinking water supplies in the United States since 1945. Of the 50 largest cities in the United States, 43 fluoridate their drinking water. In December 2007, MWD joined a majority of the nation's public water suppliers in adding fluoride to drinking water in order to prevent tooth decay.



MWD was in compliance with all provisions of the State's fluoridation system requirements. Fluoride levels in drinking water are limited under California State regulations to a maximum dosage of two (2) parts per million.

For additional information:

**U.S. Centers for Disease Control and Prevention**  
(800) 232-4636 ♦ [www.cdc.gov/fluoridation/](http://www.cdc.gov/fluoridation/)

**State Water Resources Control Board,**  
**Division of Drinking Water**  
[www.waterboards.ca.gov/drinking\\_water/certlic/drinkingwater/Fluoridation.shtml](http://www.waterboards.ca.gov/drinking_water/certlic/drinkingwater/Fluoridation.shtml)

**American Water Works Association**  
[www.awwa.org](http://www.awwa.org)

**Metropolitan Water District of Southern California**  
**Fluoridation Program** ♦ **Edgar G. Dymally**  
(213) 217-5709 ♦ [edymally@mwdh2o.com](mailto:edymally@mwdh2o.com)

## Chloramines

All of Moulton Niguel's drinking water is imported from MWD and is disinfected at the Diemer Water Treatment Plant and the Baker Water Treatment Plant with chloramines, which is a combination of chlorine and ammonia. In addition, Moulton Niguel maintains disinfection levels in stored water through the addition of chloramines, as needed. Chloramines are effective killers of bacteria and other microorganisms that may cause disease. Compared to chlorine alone, chloramines last longer in the distribution system, minimize byproduct formation, and have minimal odor.



Individuals who use kidney dialysis machines may want to take special precautions and consult their health care providers for the appropriate type of supplementary water treatment, if required. Customers

who maintain fish ponds, tanks, or aquariums should also make necessary adjustments in water quality treatment, as these disinfectants may be toxic to fish.

For more information about your water quality, please call Moulton Niguel Customer Service at **(949) 831-2500**.

## Immunocompromised People

Some people may be more vulnerable to contaminants in drinking water than the general population.

Immunocompromised persons, such as persons with cancer undergoing chemotherapy, persons who have undergone organ transplants, or have HIV/AIDS or other immune system disorders, some elderly, and infants can be particularly at risk from infections. These individuals should seek advice about drinking water from their health care providers.



## Metropolitan Water District of Southern California Treated Surface Water Quality Results for 2020

Chemical	MCL	PHG (MCLG)	Average Amount	Range of Detections	MCL Violation?	Typical Source of Chemical
<b>Disinfection Byproducts</b>						
Total Organic Carbon (ppm)	TT	n/a	2.4	2.2 – 2.7	n/a	Various Natural and Man-made Sources. TOC is a Precursor for the Formation of Disinfection Byproducts.
Bromate (ppb)	10	0.1	1.9	ND – 1.3	No	Byproduct of Drinking Water Ozonation
<b>Inorganic Chemicals</b>						
Aluminum (ppm)	1	0.6	0.13	ND – 0.26	No	Treatment Process Residue, Natural Deposits
Barium (ppb)	1,000	2,000	107	107	No	Oil and Metal Refineries Discharge, Natural Deposits Erosion
Fluoride (ppm) treatment-related	2	1	0.7	0.5 – 0.9	No	Water Additive for Dental Health
<b>Radiologicals</b>						
Gross Alpha Particle Activity pCi/L	15	(0)	ND	ND – 3	No	Runoff Leaching of Natural Deposits
Gross Beta Particle Activity pCi/L	50	(0)	ND	ND – 7	No	Decay of Natural and Man-made Deposits
Uranium pCi/L	20	0.43	2	1 – 3	No	Erosion of Natural Deposits
<b>Secondary Standards*</b>						
Aluminum (ppb)	200*	600	137	ND – 260	No	Treatment Process Residue, Natural Deposits
Chloride (ppm)	500*	n/a	94	93 – 94	No	Runoff or Leaching from Natural Deposits
Color (color units)	15*	n/a	1	1	No	Naturally-occurring Organic Materials
Odor (threshold odor number)	3*	n/a	2	2	No	Naturally-occurring Organic Materials
Specific Conductance (µmho/cm)	1,600*	n/a	970	964 – 975	No	Substances that Form Ions in Water
Sulfate (ppm)	500*	n/a	216	215 – 217	No	Runoff or Leaching from Natural Deposits
Total Dissolved Solids (ppm)	1,000*	n/a	592	582 – 603	No	Runoff or Leaching from Natural Deposits
<b>Unregulated Chemicals</b>						
Alkalinity, total as CaCO <sub>3</sub> (ppm)	Not Regulated	n/a	118	118 – 120	n/a	Runoff or Leaching from Natural Deposits
Calcium (ppm)	Not Regulated	n/a	66	65 – 67	n/a	Runoff or Leaching from Natural Deposits
Chlorate (ppb)	NL = 800	n/a	69	69	n/a	Byproduct of Drinking Water Chlorination; Industrial Process
Boron (ppm)	NL = 1	n/a	0.13	0.13	n/a	Runoff or Leaching from Natural Deposits
Hardness, total as CaCO <sub>3</sub> (ppm)	Not Regulated	n/a	265	261 – 269	n/a	Runoff or Leaching from Natural Deposits
Hardness, total (grains/gallon)	Not Regulated	n/a	15.5	15.3 – 15.7	n/a	Runoff or Leaching from Natural Deposits
N-Nitrosodimethylamine (NDMA) (ppt)	NL = 10	n/a	3.1	3.1	n/a	Byproduct of Drinking Water Chlorination; Industrial Process
Magnesium (ppm)	Not Regulated	n/a	26	25 – 26	n/a	Runoff or Leaching from Natural Deposits
pH (pH units)	Not Regulated	n/a	8.1	8.1	n/a	Hydrogen Ion Concentration
Potassium (ppm)	Not Regulated	n/a	4.6	4.5 – 4.7	n/a	Runoff or Leaching from Natural Deposits
Sodium (ppm)	Not Regulated	n/a	96	93 – 98	n/a	Runoff or Leaching from Natural Deposits

**ppb** = parts-per-billion; **ppm** = parts-per-million; **pCi/L** = picoCuries per liter; **µmho/cm** = micromhos per centimeter; **ND** = not detected; **NL** = Notification Level; **n/a** = not applicable; **MCL** = Maximum Contaminant Level; **(MCLG)** = federal MCL Goal; **PHG** = California Public Health Goal; **TT** = treatment technique

\*Chemical is regulated by a secondary standard.

Clarity - combined filter effluent Metropolitan Water District Diemer Water Treatment Plant	Treatment Technique	Turbidity Measurements	TT Violation?	Typical Source of Chemical
1) Highest single turbidity measurement	0.3 NTU	0.04	No	Soil Runoff
2) Percentage of samples less than 0.3 NTU	95%	100%	No	Soil Runoff

Turbidity is a measure of the cloudiness of the water, an indication of particulate matter, some of which might include harmful microorganisms. Low turbidity in Metropolitan's treated water is a good indicator of effective filtration. Filtration is called a "treatment technique" (TT). A treatment technique is a required process intended to reduce the level of chemicals in drinking water that are difficult and sometimes impossible to measure directly.

**NTU** = nephelometric turbidity units

### 2020 Moulton Niguel Water District Distribution System

Disinfection Byproducts	Units	MCL	Annual Average	Range of Detections
Total Trihalomethanes	ppb	80	31	22.9 – 43.0
Haloacetic Acids	ppb	60	8	3.1 – 12.1
Disinfectant Residual (chloramines)	mg/L	4	2.1	0.7 – 3.0
Total Coliform Bacteria	cfu	5%	0.63%	N/A
Lead (90 <sup>th</sup> %)	ppb	15	2.34	N/A
Copper (90 <sup>th</sup> %)	mg/L	1.3	0.200	N/A

The Lead and Copper data is from testing in 2018. 50 residences and zero sites exceeded the AL.





## Baker Water Treatment Plant Treated Surface Water Quality Results for 2020

Chemical	MCL	PHG (MCLG)	Average Amount	Range of Detections	MCL Violation?	Typical Source of Chemical
<b>Disinfection Byproducts</b>						
Chlorite (BWTP Product Water) (ppm)	1	0.05	0.16	ND - 0.57	No	Byproduct of Drinking Water Chlorination
Chlorine Dioxide (ppb)	MRDL = 800	MRDLG = 800	<20	ND - 80	No	Drinking Water Disinfectant Added for Treatment
<b>Inorganic Chemicals</b>						
Arsenic (ppb)	10	0.004	2.23	2.23	No	Natural Deposit Erosion, Glass and Electronics Production Wastes
Fluoride (ppm)	2	1	0.29	0.29	No	Erosion of Natural Deposits
<b>Radiologicals</b>						
Gross Beta Particle Activity(pCi/L)	50	(0)	6	4.8 - 7.7	No	Decay of Natural and Man-made Deposits
Uranium (pCi/L)	20	0.43	1.1	1.1	No	Erosion of Natural Deposits
<b>Secondary Standards*</b>						
Chloride (ppm)	500*	n/a	64.2	64.2	No	Runoff or Leaching from Natural Deposits
Manganese (ppb)	50*	NL = 500	<20	ND - 36.8	No	Runoff or Leaching from Natural Deposits
Odor (threshold odor number)	3*	n/a	2	2	No	Naturally-occurring Organic Materials
Specific Conductance (µmho/cm)	1,600*	n/a	909	909	No	Substances that Form Ions in Water
Sulfate (ppm)	500*	n/a	200	200	No	Runoff or Leaching from Natural Deposits
Total Dissolved Solids (ppm)	1,000*	n/a	574	574	No	Runoff or Leaching from Natural Deposits
Turbidity (NTU)	5*	n/a	0.1	0.1	No	Soil Runoff
<b>Unregulated Chemicals</b>						
Alkalinity, total as CaCO <sub>3</sub> (ppm)	Not Regulated	n/a	1.72	1.72	n/a	Runoff or Leaching from Natural Deposits
Bicarbonate (ppb)	Not Regulated	n/a	209	209	n/a	Runoff or Leaching from Natural Deposits
Boron (ppm)	NL = 1	n/a	0.12	0.12	n/a	Runoff or Leaching from Natural Deposits
Carbonate (ppm)	Not Regulated	n/a	<0.6	<0.6	n/a	Runoff or Leaching from Natural Deposits
Calcium (ppm)	Not Regulated	n/a	74.4	74.4	n/a	Runoff or Leaching from Natural Deposits
Hardness, total as CaCO <sub>3</sub> (ppm)	Not Regulated	n/a	308	308	n/a	Runoff or Leaching from Natural Deposits
Hardness as Grains per Gallon	Not Regulated	n/a	18	18	n/a	Runoff or Leaching from Natural Deposits
Magnesium (ppm)	Not Regulated	n/a	29.7	29.7	n/a	Runoff or Leaching from Natural Deposits
Molybdenum (ppb)	Not Regulated	n/a	4.5	4.5	n/a	Runoff or Leaching from Natural Deposits
pH (pH units)	Not Regulated	n/a	7.7	7.7	n/a	Hydrogen Ion Concentration
Potassium (ppm)	Not Regulated	n/a	4.7	4.7	n/a	Runoff or Leaching from Natural Deposits
Sodium (ppm)	Not Regulated	n/a	71	71	n/a	Runoff or Leaching from Natural Deposits
Total Organic Carbon (ppm)	TT	n/a	3.1	3.1	n/a	Various Natural and Man-made Sources

**ppb** = parts-per-billion; **ppm** = parts-per-million; **pCi/L** = picoCuries per liter; **µmho/cm** = micromhos per centimeter; **ND** = not detected; **NL** = Notification Level; **n/a** = not applicable; **TT** = treatment technique; **MCL** = Maximum Contaminant Level; **(MCLG)** = federal MCL Goal; **PHG** = California Public Health Goal;   
\*Chemical is regulated by a secondary standard.

Clarity - combined filter effluent Baker Water Treatment Plant	Treatment Technique	Turbidity Measurements	TT Violation?	Typical Source of Chemical
1) Highest single turbidity measurement	0.1 NTU	0.064	No	Soil Runoff
2) Percentage of samples less than 0.3 NTU	95%	100%	No	Soil Runoff


**NTU** = nephelometric turbidity units

Turbidity is a measure of the cloudiness of the water, an indication of particulate matter, some of which might include harmful microorganisms. Low turbidity in Baker's treated water is a good indicator of effective filtration. Filtration is called a "treatment technique" (TT). A treatment technique is a required process intended to reduce the level of chemicals in drinking water that are difficult and sometimes impossible to measure directly.

### Unregulated Chemicals Requiring Monitoring for 2020

Chemical	Average Amount	Range of Detections
HAA5 (ppb)	7.62	4.1 - 10.8
HAA6BR (ppb)	8.41	4.12 - 12.72
HAA9 (ppb)	13.52	8.3 - 19.32
Manganese (ppb)	4.43	0.44 - 22.0

In 2012, the EPA revised the Unregulated Contaminant Monitoring Rule to establish a new set of unregulated contaminants. Unregulated contaminants are those that don't yet have a drinking water standard set by the USEPA. The purpose of monitoring for these contaminants is to help the EPA decide whether the contaminants should have a standard. As drinking water standards are reviewed and updated, Moulton Niguel will continue to ensure that all drinking water meets those defined water quality standards. For more information, please visit the EPA's website at <http://water.epa.gov/lawsregs/sdwa/ucmr/ucmr3/basicinformation.cfm>.



# Water Quality Charts Legend

## What are Water Quality Standards?

Drinking water standards established by USEPA and DDW set limits for substances that may affect consumer health or aesthetic qualities of drinking water. The tables in the report show the following types of water quality standards:

- ◆ **Maximum Contaminant Level (MCL):** The highest level of a contaminant that is allowed in drinking water. Primary MCLs are set as close to the PHGs (or MCLGs) as are economically and technologically feasible. Secondary MCLs are set to protect the odor, taste, and appearance of drinking water.
- ◆ **Maximum Residual Disinfectant Level (MRDL):** The highest level of a disinfectant allowed in drinking water. There is convincing evidence that addition of a disinfectant is necessary for control of microbial contaminants.
- ◆ **Secondary MCLs:** Set to protect the odor, taste, and appearance of drinking water.
- ◆ **Primary Drinking Water Standard:** MCLs for contaminants that affect health along with their monitoring and reporting requirements, and water treatment requirements.
- ◆ **Regulatory Action Level (AL):** The concentration of a contaminant which, if exceeded, triggers treatment or other requirements that a water system must follow.

## How are Contaminants Measured?

Water is sampled and tested throughout the year. Contaminants are measured in:

- ◆ Parts per million (ppm) or milligrams per liter (mg/L)
- ◆ Parts per billion (ppb) or micrograms per liter (µg/L)
- ◆ Parts per trillion (ppt) or nanograms per liter (ng/L)

## Source Water Assessment

### Metropolitan Water District

Every five years, MWD is required by DDW to examine possible sources of drinking water contamination in its State Water Project and Colorado River source waters.

The most recent watershed sanitary surveys for MWD's source waters are the Colorado River Watershed Sanitary Survey – 2015 Update, and the State Water Project Watershed Sanitary Survey – 2011 Update. Both source waters are exposed to stormwater runoff, recreational activities, wastewater discharges, wildlife, fires, and other watershed-related factors that could affect water quality. Water from the Colorado River is considered to be most vulnerable to contamination from recreation, urban and stormwater runoff, increasing urbanization in the watershed, and wastewater. Water supplies from Northern California's State Water Project are most vulnerable to contamination from urban and stormwater runoff, wildlife, agriculture, recreation, and wastewater.

USEPA also requires MWD to complete one Source Water Assessment (SWA) that utilizes information collected in the watershed sanitary surveys. MWD completed its SWA in December 2002. The SWA is used to evaluate the vulnerability of water sources to contamination and helps determine whether more protective measures are needed.

A copy of the most recent summary of either Watershed Sanitary Survey or the SWA can be obtained by calling MWD at **(800) CALL-MWD (225-5693)**.



## What is a Water Quality Goal?

In addition to mandatory water quality standards, the USEPA and the DDW have set voluntary water quality goals for some contaminants. Water quality goals are often set at such low levels that they are not achievable in practice and are not directly measurable. Nevertheless, these goals provide useful guidelines and direction for water management practices. The tables in this report include three types of water quality goals:

**Maximum Contaminant Level Goal (MCLG):** The level of a contaminant in drinking water below which there is no known or expected risk to health. MCLGs are set by the USEPA.

**Maximum Residual Disinfectant Level Goal (MRDLG):** The level of a drinking water disinfectant below which there is no known or expected risk to health. MRDLGs do not reflect the benefits of the use of disinfectants to control microbial contaminants.

**Public Health Goal (PHG):** The level of a contaminant in drinking water below which there is no known or expected risk to health. PHGs are set by the California Environmental Protection Agency.

## Contaminants Not Detected

The water delivered to your home is safe, clean and continues to surpass every state and federal water quality standard. The contaminants listed here were *NOT DETECTED* in Moulton Niguel's water.

1,1,1-Trichloroethane	Chromium	Radium
1,1,2,2-Tetrachloroethane	Chromium-6	Simazine
1,1,2-Trichloroethane	Cryptosporidium	Styrene
1,1-Dichloroethane	Cyanide	Tetrachloroethane
1,2-Dichloroethane	Dibromomethane	Thallium
1,2,3-Trichloropropane	Dichlorofluoromethane	Thiobencarb
1,2,4-Trichlorobenzene	Ethylbenzene	Toulene
1,2-Dichlorobenzene	Fecal Coliform & <i>E. coli</i>	Trans-1,2-Dichloroethane
1,2-Dichloropropane	Giardia	Trichlorofluoromethane
1,4-Dichlorobenzene	Mercury	(Freon-11)
Atrazine	Methyl-t-butyl ether (MTBE)	Vinyl Chloride
Benzene	Nickel	Xylenes
Beryllium	Perfluorooctane sulfonate	
Cadmium	(PFOS)	
Carbon Tetrachloride	Perfluorooctanoic acid (PFOA)	

## Baker Water Treatment Plant

The Baker Water Treatment Plant receives untreated surface water from MWD (see MWD water assessment left) and untreated surface water from Irvine Lake (Santiago Reservoir). The surface water assessment of Santiago Reservoir is provided by Serrano Water District, which also uses source water from Santiago Reservoir.

The most recent watershed sanitary survey for Santiago Reservoir was updated in 2014. Water supplies from Santiago Reservoir are most vulnerable to septic tank, landfill and dump activities. The Source Water Assessment (SWA) for Santiago Reservoir was completed in April 2001. The assessment was conducted for the Serrano Water District by Boyle Engineering Corporation (Boyle) with assistance from the District's staff and management.

A copy of the complete assessment may be viewed at the IRWD Water Quality Department, 3512 Michelson Drive, Irvine. You may request a summary of the assessment by writing to District Secretary, Irvine Ranch Water District, 15600 Sand Canyon Avenue, Irvine, California 92618.



# Connect with Moulton Niguel

*Learn More about Your Water . . .*

## Federal and State Water Quality Regulations

The United States Environmental Protection Agency (USEPA) and the State Water Resources Control Board, Division of Drinking Water (DDW) are the agencies responsible for establishing drinking water quality standards. The Metropolitan Water District of Southern California (MWD), which supplies imported water to Moulton Niguel, tests for unregulated chemicals in our water supply. Whenever possible, MWD goes beyond what is required by testing for unregulated chemicals that do not have drinking water standards. Unregulated chemical monitoring helps USEPA and DDW determine where certain chemicals may be present and whether new standards need to be established to protect public health.

Through drinking water quality testing programs carried out



by MWD for imported water and Moulton Niguel for our local distribution system, your drinking water is constantly monitored from source to tap for regulated and unregulated constituents.

The State allows monitoring for some contaminants less than once per year because concentrations of these contaminants do not change frequently. Some data, though representative, is more than one year old.

### Moulton Niguel: No PFOA or PFOS Chemicals Detected in Our Water

The State of California has established regulations for two specific PFAS chemicals: perfluorooctanoic acid (PFOA) and perfluorooctane sulfonate (PFOS). Moulton Niguel's water has been tested for these chemicals and does not have any known or reportable levels of PFOA or PFOS. Additional PFAS information is available at: [www.waterboards.ca.gov/pfas/](http://www.waterboards.ca.gov/pfas/).

### Where Can You Learn More?

There's a wealth of information online about Drinking Water Quality and water issues in general. Some good sites to begin your own research are:

**Metropolitan Water District of So. California:**  
[www.mwdh2o.com](http://www.mwdh2o.com)

**California Department of Water Resources:**  
[www.water.ca.gov](http://www.water.ca.gov)

**The Water Education Foundation:**  
[www.watereducation.org](http://www.watereducation.org)

To learn more about  
**Water Conservation & Rebate Information:**  
[www.mnwd.com/rebates](http://www.mnwd.com/rebates)

To learn more about  
**Why You Can Depend on Your Water System:**  
[youtu.be/lshe58YVGRE](https://youtu.be/lshe58YVGRE)

And to see the Aqueducts in action, checkout these two videos:

**Wings Over the State Water Project:** [youtu.be/8A1v1Rr2neU](https://youtu.be/8A1v1Rr2neU)

**Wings Over the Colorado Aqueduct:** [youtu.be/KipMQh5t0f4](https://youtu.be/KipMQh5t0f4)

### Questions About Your Water? Contact Us for Answers.

For information or questions about this report, please call Moulton Niguel Customer Service at (949) 831-2500 or visit [www.mnwd.com](http://www.mnwd.com).

A copy of this report is also available on our website:  
[www.mnwd.com/CCR](http://www.mnwd.com/CCR).

For more information about the health effects of the listed contaminants in this report, call the **USEPA Safe Drinking Water Hotline** at (800) 426-4791.

### Community Participation

The Moulton Niguel Board of Directors typically meets at the District's Headquarters, 26161 Gordon Road, Laguna Hills, California 92653 on the second Thursday of the month at 6 pm. More information about regular meetings and events is available at [www.mnwd.com/events](http://www.mnwd.com/events).

This report contains important information about your drinking water.  
Translate it, or speak with someone who understands it.

Este informe contiene información muy importante sobre su agua potable.  
Tradúzcalo o hable con alguien que lo entienda bien.

此份有关你的食水报告,内有重要资料  
和讯息,请找他人替你翻译及解释清楚。

“هذا التقرير يحتوي على معلومات مهمة تتعلق بمياه الشفة  
(أو الشرب). ترجم التقرير, أو تكلم مع شخص يستطيع أن يفهم التقرير.”



**moulton niguel** water district

26161 Gordon Road • Laguna Hills, California 92653  
[www.mnwd.com](http://www.mnwd.com)