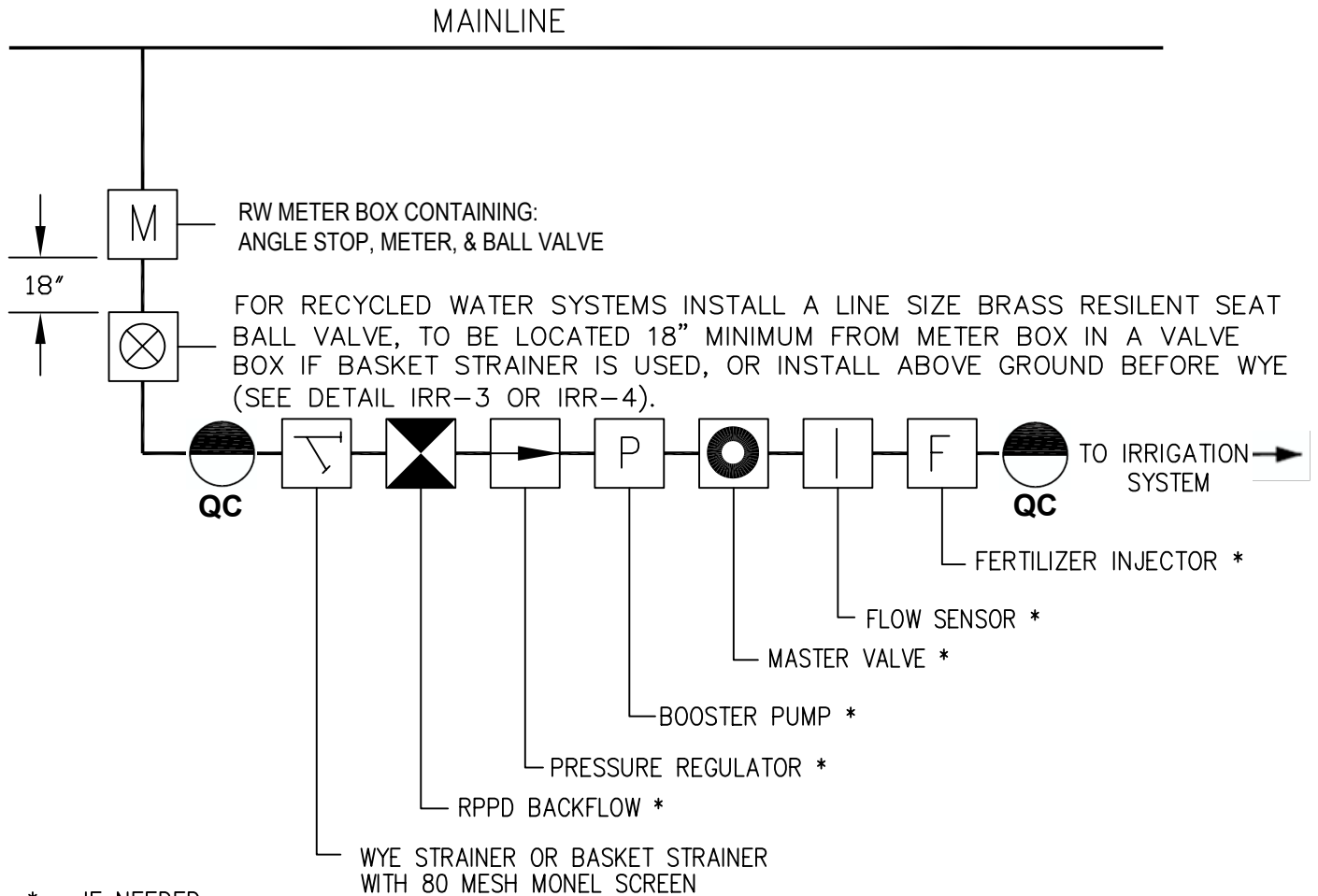




NOTES:

1. INSTALL BRASS PIPING UP TO INLET SIDE OF MASTER VALVE.
2. WRAP ALL BRASS PIPING WITH UPC 10 MIL BLACK PIPE WRAP.
3. IDENTIFY RECYCLED WATER PIPING BY ATTACHING 3" WIDE PURPLE IDENTIFICATION TAPE (SEE DETAIL IRR-26).
4. IDENTIFY POTABLE WATER PIPING USED FOR IRRIGATION BY ATTACHING 3" WIDE GREEN IDENTIFICATION TAPE (SEE DETAIL IRR-26).
5. INSTALL WATER METER, METER BOX, BALL VALVE, AND METER TELEMTRY PER MNWD STANDARD SPECIFICATIONS FOR CONSTRUCTION OF DOMESTIC WATER, SEWER AND RECYCLED WATER FACILITIES, DETAIL W-3.
6. ATTACH PURPLE RECYCLED WATER IDENTIFICATION TAG AS DIRECTED ON RECYCLED SYSTEM TO WATER METER (SEE DETAIL IRR-26).
7. ATTACH GREEN IRRIGATION IDENTIFICATION TAG TO THE POTABLE WATER USED FOR IRRIGATION AS DIRECTED ON POTABLE IRRIGATION SYSTEMS TO WATER METER (SEE DETAIL IRR-26).
8. IF BOOSTER PUMP IS NOT INSTALLED IN CLOSE PROXIMITY TO THE WATER METER CONTACT MNWD FOR SPECIFIC INSTALLATION INSTRUCTIONS FOR ALL APPURTENANCES.
9. ATTACH IDENTIFICATION TAPE TO ALL BELOW GRADE BRASS PIPING AS DIRECTED BY THE DISTRICT.



* - IF NEEDED
 QUICK COUPLING VALVE
 NELSON 7645 ACME THREAD
 QC

MOULTON NIGUEL WATER DISTRICT	IRR-2
APPURTENANCE LAYOUT	